

# The L<sup>A</sup>T<sub>E</sub>X Companion

Second Edition

# Addison-Wesley Series on Tools and Techniques for Computer Typesetting

This series focuses on tools and techniques needed for computer typesetting and information processing with traditional and new media. Books in the series address the practical needs of both users and system developers. Initial titles comprise handy references for  $\text{\LaTeX}$  users; forthcoming works will expand that core. Ultimately, the series will cover other typesetting and information processing systems, as well, especially insofar as those systems offer unique value to the scientific and technical community. The series goal is to enhance your ability to produce, maintain, manipulate, or reuse articles, papers, reports, proposals, books, and other documents with professional quality.

Ideas for this series should be directed to the editor: [mittelbach@aw.com](mailto:mittelbach@aw.com).  
Send all other comments to the publisher: [awprofessional@aw.com](mailto:awprofessional@aw.com).

## Series Editor

Frank Mittelbach  
*Manager  $\text{\LaTeX}$ 3 Project, Germany*

## Editorial Board

Jacques André <i>Irisa/Inria-Rennes, France</i>	Tim Bray <i>Textuality Services, Canada</i>	Chris Rowley <i>Open University, UK</i>
Barbara Beeton <i>Editor, TUGboat, USA</i>	Peter Flynn <i>University College, Cork, Ireland</i>	Richard Rubinstein <i>Human Factors International, USA</i>
David Brailsford <i>University of Nottingham, UK</i>	Leslie Lamport <i>Creator of <math>\text{\LaTeX}</math>, USA</i>	Paul Stiff <i>University of Reading, UK</i>

## Series Titles

*Guide to  $\text{\LaTeX}$ , Fourth Edition*, by Helmut Kopka and Patrick W. Daly  
*The  $\text{\LaTeX}$  Companion, Second Edition*, by Frank Mittelbach and Michel Goossens  
with Johannes Braams, David Carlisle, and Chris Rowley  
*The  $\text{\LaTeX}$  Graphics Companion*, by Michel Goossens, Sebastian Rahtz, and Frank Mittelbach  
*The  $\text{\LaTeX}$  Web Companion*, by Michel Goossens and Sebastian Rahtz

Also from Addison-Wesley:

*$\text{\LaTeX}$ : A Document Preparation System, Second Edition*, by Leslie Lamport  
*The Unicode Standard, Version 4.0*, by the Unicode Consortium

# The L<sup>A</sup>T<sub>E</sub>X Companion

Second Edition

Frank Mittelbach

*L<sup>A</sup>T<sub>E</sub>X3 Project, Mainz, Germany*

Michel Goossens

*CERN, Geneva, Switzerland*

with Johannes Braams, David Carlisle,  
and Chris Rowley

and contributions by  
Christine Detig and Joachim Schrod

◆ Addison-Wesley

Boston • San Francisco • New York • Toronto • Montreal  
London • Munich • Paris • Madrid  
Capetown • Sydney • Tokyo • Singapore • Mexico City

Many of the designations used by manufacturers and sellers to distinguish their products are claimed as trademarks. Where those designations appear in this book, and Addison-Wesley was aware of a trademark claim, the designations have been printed with initial capital letters or in all capitals.

The authors and publisher have taken care in the preparation of this book, but make no expressed or implied warranty of any kind and assume no responsibility for errors or omissions. No liability is assumed for incidental or consequential damages in connection with or arising out of the use of the information or programs contained herein.

The publisher offers discounts on this book when ordered in quantity for bulk purchases and special sales. For more information, please contact:

U.S. Corporate and Government Sales  
(800) 382-3419  
corpsales@pearsontechgroup.com

For sales outside of the U.S., please contact:

International Sales  
(317) 581-3793  
international@pearsontechgroup.com

Visit Addison-Wesley on the Web: [www.awprofessional.com](http://www.awprofessional.com)

*Library of Congress Cataloging-in-Publication Data*

Mittelbach, Frank.

The LaTeX Companion.- 2nd ed. / Frank Mittelbach and Michel Goossens, with Johannes Braams, David Carlisle, and Chris Rowley.

p. cm.

Goossens' name appears first on the earlier edition.

Includes bibliographical references and index.

ISBN 0-201-36299-6 (pbk. : alk. paper)

1. LaTeX (Computer file) 2. Computerized typesetting. I. Goossens, Michel. II. Rowley, Chris, 1948- III. Title.

Z253.4.L38G66 2004

686.2'2544536-dc22

2003070810

Copyright © 2004 by Pearson Education, Inc.

All rights reserved. No part of this publication may be reproduced, stored in a retrieval system, or transmitted, in any form, or by any means, electronic, mechanical, photocopying, recording, or otherwise, without the prior consent of the publisher. Printed in the United States of America. Published simultaneously in Canada.

For information on obtaining permission for use of material from this work, please submit a written request to:

Pearson Education, Inc.  
Rights and Contracts Department  
75 Arlington Street, Suite 300  
Boston, MA 02116  
Fax: (617) 848-7047

ISBN 0-201-36299-6

Text printed on recycled paper

1 2 3 4 5 6 7 8 9 10—CRW—0807060504

*First printing, April 2004*



We dedicate this book to the memory of Michael Downes (1958–2003), a great friend and wonderful colleague on the  $\LaTeX$  Team. His thoughtful contributions to our work and our lives are diverse and profound. Moreover, he brightens the lives of countless grateful  $(\LaTeX)$  users through the wisdom built into his support for all aspects of mathematical typesetting—very many *masterpieces of the publishing art* will stand for ever as superb memorials to his quiet but deep insights.



# Contents

<b>List of Figures</b>	<b>xix</b>
<b>List of Tables</b>	<b>xxi</b>
<b>Preface</b>	<b>xxv</b>
<b>1 Introduction</b>	<b>1</b>
1.1 A brief history . . . . .	1
1.2 Today's system . . . . .	6
1.3 Working with this book . . . . .	10
1.3.1 What's here . . . . .	10
1.3.2 Typographic conventions . . . . .	11
1.3.3 Using the examples . . . . .	14
<b>2 The Structure of a L<sup>A</sup>T<sub>E</sub>X Document</b>	<b>15</b>
2.1 The structure of a source file . . . . .	15
2.1.1 Processing of options and packages . . . . .	17
2.1.2 Splitting the source file into parts . . . . .	18
2.1.3 Combining several files . . . . .	20
2.1.4 optional—Providing variants in the document source . . . . .	21
2.2 Sectioning commands . . . . .	22
2.2.1 Numbering headings . . . . .	24
2.2.2 Formatting headings . . . . .	27
2.2.3 Changing fixed heading texts . . . . .	34
2.2.4 fncychap—Predefined chapter heading layouts . . . . .	34
2.2.5 quotchap—Mottos on chapters . . . . .	35
2.2.6 titlesec—A different approach to headings . . . . .	36

2.3	Table of contents structures . . . . .	45
2.3.1	Entering information into the contents files . . . . .	46
2.3.2	Typesetting a contents list . . . . .	49
2.3.3	Combining contents lists . . . . .	52
2.3.4	Providing additional contents files . . . . .	54
2.3.5	shorttoc—Summary table of contents . . . . .	55
2.3.6	minitoc—Multiple tables of contents . . . . .	56
2.3.7	titletoc—A different approach to contents lists . . . . .	58
2.4	Managing references . . . . .	66
2.4.1	showkeys—Displaying the reference keys . . . . .	68
2.4.2	varioref—More flexible cross-references . . . . .	68
2.4.3	prettyref—Adding frills to references . . . . .	75
2.4.4	titleref—Non-numerical references . . . . .	76
2.4.5	hyperref—Active references . . . . .	78
2.4.6	xr—References to external documents . . . . .	78
<b>3</b>	<b>Basic Formatting Tools</b> . . . . .	<b>79</b>
3.1	Phrases and paragraphs . . . . .	80
3.1.1	xspace—Gentle spacing after a macro . . . . .	80
3.1.2	ellipsis, lips—Marks of omission . . . . .	81
3.1.3	amsmath—Nonbreaking dashes . . . . .	83
3.1.4	relsize—Relative changes to the font size . . . . .	83
3.1.5	textcase—Change case of text intelligently . . . . .	85
3.1.6	ulem—Emphasize via underline . . . . .	87
3.1.7	soul—Letterspacing or stealing sheep . . . . .	88
3.1.8	url—Typesetting URLs, path names, and the like . . . . .	93
3.1.9	euro—Converting and typesetting currencies . . . . .	96
3.1.10	lettrine—Dropping your capital . . . . .	99
3.1.11	Paragraph justification in L <sup>A</sup> T <sub>E</sub> X . . . . .	102
3.1.12	ragged2e—Enhancing justification . . . . .	105
3.1.13	setspace—Changing interline spacing . . . . .	106
3.1.14	picinpar—Making rectangular holes . . . . .	108
3.2	Footnotes, endnotes, and marginals . . . . .	109
3.2.1	Using standard footnotes . . . . .	110
3.2.2	Customizing standard footnotes . . . . .	112
3.2.3	ftnright—Right footnotes in a two-column environment . . . . .	114
3.2.4	footmisc—Various footnotes styles . . . . .	114
3.2.5	perpage—Resetting counters on a “per-page” basis . . . . .	120
3.2.6	manyfoot—Independent footnotes . . . . .	122
3.2.7	endnotes—An alternative to footnotes . . . . .	125
3.2.8	Marginal notes . . . . .	126
3.3	List structures . . . . .	128
3.3.1	Modifying the standard lists . . . . .	128
3.3.2	paralist—Extended list environments . . . . .	132



3.3.3	<code>amsthm</code> —Providing headed lists . . . . .	138
3.3.4	Making your own lists . . . . .	144
3.4	Simulating typed text . . . . .	151
3.4.1	Simple verbatim extensions . . . . .	152
3.4.2	<code>upquote</code> —Computer program style quoting . . . . .	153
3.4.3	<code>fancyvrb</code> —Highly customizable verbatim environments . . . . .	155
3.4.4	<code>listings</code> —Pretty-printing program code . . . . .	168
3.5	Lines and columns . . . . .	175
3.5.1	<code>lineno</code> —Numbering lines of text . . . . .	176
3.5.2	<code>parallel</code> —Two text streams aligned . . . . .	181
3.5.3	<code>multicol</code> —A flexible way to handle multiple columns . . . . .	184
3.5.4	<code>changebar</code> —Adding revision bars to documents . . . . .	189
<b>4</b>	<b>The Layout of the Page</b> . . . . .	<b>193</b>
4.1	Geometrical dimensions of the layout . . . . .	193
4.2	Changing the layout . . . . .	197
4.2.1	<code>layouts</code> —Displaying your layout . . . . .	199
4.2.2	A collection of page layout packages . . . . .	202
4.2.3	<code>typearea</code> —A traditional approach . . . . .	203
4.2.4	<code>geometry</code> —Layout specification with auto-completion . . . . .	206
4.2.5	<code>lscap</code> —Typesetting individual pages in landscape mode . . . . .	211
4.2.6	<code>crop</code> —Producing trimming marks . . . . .	212
4.3	Dynamic page data: page numbers and marks . . . . .	215
4.3.1	$\LaTeX$ page numbers . . . . .	215
4.3.2	<code>lastpage</code> —A way to reference it . . . . .	216
4.3.3	<code>chappg</code> —Page numbers by chapters . . . . .	216
4.3.4	$\LaTeX$ mark commands . . . . .	217
4.3.5	<code>extramarks</code> —Providing new marks . . . . .	220
4.4	Page styles . . . . .	221
4.4.1	The low-level page style interface . . . . .	223
4.4.2	<code>fancyhdr</code> —Customizing page styles . . . . .	224
4.4.3	<code>truncate</code> —Truncate text to a given length . . . . .	232
4.5	Visual formatting . . . . .	234
4.5.1	<code>nextpage</code> —Extensions to <code>\clearpage</code> . . . . .	235
4.6	Doing layout with class . . . . .	236
4.6.1	KOMA-Script—A drop-in replacement for article et al. . . . .	236
4.6.2	<code>memoir</code> —Producing complex publications . . . . .	237
<b>5</b>	<b>Tabular Material</b> . . . . .	<b>239</b>
5.1	Standard $\LaTeX$ environments . . . . .	240
5.1.1	Using the <code>tabbing</code> environment . . . . .	241
5.1.2	Using the <code>tabular</code> environment . . . . .	242
5.2	<code>array</code> —Extending the tabular environments . . . . .	243
5.2.1	Examples of preamble commands . . . . .	244

5.2.2	Defining new column specifiers . . . . .	248
5.3	Calculating column widths . . . . .	249
5.3.1	Explicit calculation of column widths . . . . .	250
5.3.2	<code>tabularx</code> —Automatic calculation of column widths . . . . .	251
5.3.3	<code>tabulary</code> —Column widths based on content . . . . .	253
5.3.4	Differences between <code>tabular*</code> , <code>tabularx</code> , and <code>tabulary</code> . . . . .	255
5.4	Multipage tabular material . . . . .	255
5.4.1	<code>supertabular</code> —Making multipage tabulars . . . . .	256
5.4.2	<code>longtable</code> —Alternative multipage tabulars . . . . .	259
5.5	Color in tables . . . . .	264
5.6	Customizing table rules and spacing . . . . .	265
5.6.1	Colored table rules . . . . .	265
5.6.2	Variable-width rules . . . . .	266
5.6.3	<code>hline</code> —Combining horizontal and vertical lines . . . . .	266
5.6.4	<code>arydshln</code> —Dashed rules . . . . .	267
5.6.5	<code>tbls</code> —Controlling row spacing . . . . .	269
5.6.6	<code>booktabs</code> —Formal ruled tables . . . . .	269
5.7	Further extensions . . . . .	272
5.7.1	<code>multirow</code> —Vertical alignment in tables . . . . .	273
5.7.2	<code>dcolumn</code> —Decimal column alignments . . . . .	274
5.8	Footnotes in tabular material . . . . .	277
5.8.1	Using <code>minipage</code> footnotes with tables . . . . .	277
5.8.2	<code>threeparttable</code> —Setting table and notes together . . . . .	278
5.9	Applications . . . . .	279
5.9.1	Managing tables with wide entries . . . . .	279
5.9.2	Tables inside tables . . . . .	280
<b>6</b>	<b>Mastering Floats</b> . . . . .	<b>283</b>
6.1	Understanding float parameters . . . . .	284
6.2	Float placement control . . . . .	286
6.2.1	<code>placeins</code> —Preventing floats from crossing a barrier . . . . .	288
6.2.2	<code>afterpage</code> —Taking control at the page boundary . . . . .	289
6.2.3	<code>endfloat</code> —Placing figures and tables at the end . . . . .	289
6.3	Extensions to $\LaTeX$ 's float concept . . . . .	291
6.3.1	<code>float</code> —Creating new float types . . . . .	291
6.3.2	<code>caption</code> —For nonfloating figures and tables . . . . .	295
6.3.3	<code>rotating</code> —Rotating floats . . . . .	296
6.3.4	<code>rotfloat</code> —Combining float and rotating . . . . .	298
6.4	Inline floats . . . . .	298
6.4.1	<code>wrapfig</code> —Wrapping text around a figure . . . . .	299
6.4.2	<code>picins</code> —Placing pictures inside the text . . . . .	302
6.5	Controlling the float caption . . . . .	306
6.5.1	<code>caption</code> —Customizing your captions . . . . .	308
6.5.2	<code>subfig</code> —Substructuring floats . . . . .	315

6.5.3	subfloat—Sub-numbering floats . . . . .	321
6.5.4	sidecap—Place captions sideways . . . . .	323
6.5.5	fltpage—Captions on a separate page . . . . .	325
<b>7</b>	<b>Fonts and Encodings</b> . . . . .	<b>327</b>
7.1	Introduction . . . . .	327
7.1.1	The history of L <sup>A</sup> T <sub>E</sub> X's font selection scheme (NFSS) . . . . .	327
7.1.2	Input and output encodings . . . . .	329
7.2	Understanding font characteristics . . . . .	331
7.2.1	Monospaced and proportional fonts . . . . .	331
7.2.2	Serifed and sans serif fonts . . . . .	332
7.2.3	Font families and their attributes . . . . .	333
7.2.4	Font encodings . . . . .	336
7.3	Using fonts in text . . . . .	337
7.3.1	Standard L <sup>A</sup> T <sub>E</sub> X font commands . . . . .	338
7.3.2	Combining standard font commands . . . . .	343
7.3.3	Font commands versus declarations . . . . .	344
7.3.4	Accessing all characters of a font . . . . .	345
7.3.5	Changing the default text fonts . . . . .	346
7.3.6	L <sup>A</sup> T <sub>E</sub> X 2.09 font commands . . . . .	347
7.4	Using fonts in math . . . . .	347
7.4.1	Special math alphabet identifiers . . . . .	348
7.4.2	Text font commands in math . . . . .	351
7.4.3	Mathematical formula versions . . . . .	352
7.5	Standard L <sup>A</sup> T <sub>E</sub> X font support . . . . .	353
7.5.1	Computer Modern—The L <sup>A</sup> T <sub>E</sub> X standard fonts . . . . .	353
7.5.2	inputenc—Selecting the input encoding . . . . .	357
7.5.3	fontenc—Selecting font encodings . . . . .	361
7.5.4	textcomp—Providing additional text symbols . . . . .	362
7.5.5	exscale—Scaling large operators . . . . .	368
7.5.6	tracefnt—Tracing the font selection . . . . .	368
7.5.7	nfssfont.tex—Displaying font tables and samples . . . . .	369
7.6	PSNFSS—PostScript fonts with L <sup>A</sup> T <sub>E</sub> X . . . . .	370
7.6.1	Font samples for fonts supported by PSNFSS . . . . .	373
7.6.2	mathptmx—Times Roman in math and text . . . . .	376
7.6.3	mathpazo—Palatino in math and text . . . . .	377
7.6.4	pifont—Accessing Pi and Symbol fonts . . . . .	378
7.7	A collection of font packages . . . . .	381
7.7.1	eco—Old-style numerals with Computer Modern . . . . .	381
7.7.2	ccfonts, concmath—The Concrete fonts . . . . .	383
7.7.3	cmbright—The Computer Modern Bright fonts . . . . .	385
7.7.4	luximono—A general-purpose typewriter font . . . . .	386
7.7.5	txfonts—Alternative support for Times Roman . . . . .	388
7.7.6	pxfonts—Alternative support for Palatino . . . . .	390

7.7.7	The Fourier-GUTenberg fonts . . . . .	391
7.7.8	The URW Antiqua and Grotesk fonts . . . . .	393
7.7.9	yfonts—Typesetting with Old German fonts . . . . .	394
7.7.10	euler, eulervm—Accessing the Euler fonts . . . . .	396
7.8	The $\LaTeX$ world of symbols . . . . .	399
7.8.1	dingbat—A selection of hands . . . . .	400
7.8.2	wasysym—Waldi’s symbol font . . . . .	401
7.8.3	marvosym—Interface to the MarVoSym font . . . . .	401
7.8.4	bbding—A METAFONT alternative to Zapf Dingbats . . . . .	403
7.8.5	ifsym—Clocks, clouds, mountains, and other symbols . . . . .	403
7.8.6	tipa—International Phonetic Alphabet symbols . . . . .	405
7.8.7	Typesetting the euro symbol (€) . . . . .	407
7.9	The low-level interface . . . . .	412
7.9.1	Setting individual font attributes . . . . .	413
7.9.2	Setting several font attributes . . . . .	417
7.9.3	Automatic substitution of fonts . . . . .	418
7.9.4	Using low-level commands in the document . . . . .	418
7.10	Setting up new fonts . . . . .	419
7.10.1	Overview . . . . .	419
7.10.2	Naming those thousands of fonts . . . . .	420
7.10.3	Declaring new font families and font shape groups . . . . .	421
7.10.4	Modifying font families and font shape groups . . . . .	429
7.10.5	Declaring new font encoding schemes . . . . .	430
7.10.6	Internal file organization . . . . .	431
7.10.7	Declaring new fonts for use in math . . . . .	432
7.10.8	Example: Defining your own .fd files . . . . .	437
7.10.9	The order of declaration . . . . .	439
7.11	$\LaTeX$ ’s encoding models . . . . .	440
7.11.1	Character data within the $\LaTeX$ system . . . . .	440
7.11.2	$\LaTeX$ ’s internal character representation (LICR) . . . . .	442
7.11.3	Input encodings . . . . .	443
7.11.4	Output encodings . . . . .	447
7.12	Compatibility packages for very old documents . . . . .	463
7.12.1	oldfont, rawfonts, newfont—Processing old documents . . . . .	463
7.12.2	latexsym—Providing symbols from $\LaTeX$ 2.09 lasy fonts . . . . .	464
<b>8</b>	<b>Higher Mathematics</b> . . . . .	<b>465</b>
8.1	Introduction to $\mathcal{A}_{MS}\text{-}\LaTeX$ . . . . .	466
8.2	Display and alignment structures for equations . . . . .	468
8.2.1	Comparison with standard $\LaTeX$ . . . . .	470
8.2.2	A single equation on one line . . . . .	471
8.2.3	A single equation on several lines: no alignment . . . . .	471
8.2.4	A single equation on several lines: with alignment . . . . .	473
8.2.5	Equation groups without alignment . . . . .	474

8.2.6	Equation groups with simple alignment . . . . .	475
8.2.7	Multiple alignments: <code>align</code> and <code>flalign</code> . . . . .	475
8.2.8	Display environments as mini-pages . . . . .	477
8.2.9	Interrupting displays: <code>\intertext</code> . . . . .	479
8.2.10	Vertical space and page breaks in and around displays . .	479
8.2.11	Equation numbering and tags . . . . .	482
8.2.12	Fine-tuning tag placement . . . . .	483
8.2.13	Subordinate numbering sequences . . . . .	484
8.2.14	Resetting the equation counter . . . . .	485
8.3	Matrix-like environments . . . . .	485
8.3.1	The <code>cases</code> environment . . . . .	486
8.3.2	The matrix environments . . . . .	486
8.3.3	Stacking in subscripts and superscripts . . . . .	487
8.3.4	Commutative diagrams . . . . .	488
8.3.5	<code>delarray</code> —Delimiters surrounding an array . . . . .	489
8.4	Compound structures and decorations . . . . .	490
8.4.1	Decorated arrows . . . . .	490
8.4.2	Continued fractions . . . . .	490
8.4.3	Boxed formulas . . . . .	491
8.4.4	Limiting positions . . . . .	491
8.4.5	Multiple integral signs . . . . .	492
8.4.6	Modular relations . . . . .	492
8.4.7	Fractions and generalizations . . . . .	493
8.4.8	Dottier accents . . . . .	494
8.4.9	<code>amsxtra</code> —Accents as superscripts . . . . .	495
8.4.10	Extra decorations . . . . .	495
8.5	Variable symbol commands . . . . .	495
8.5.1	Ellipsis . . . . .	496
8.5.2	Horizontal extensions . . . . .	497
8.5.3	Vertical extensions . . . . .	498
8.6	Words in mathematics . . . . .	499
8.6.1	The <code>\text</code> command . . . . .	499
8.6.2	Operator names . . . . .	499
8.7	Fine-tuning the mathematical layout . . . . .	502
8.7.1	Controlling the automatic sizing and spacing . . . . .	502
8.7.2	Sub-formulas . . . . .	503
8.7.3	Big-g delimiters . . . . .	504
8.7.4	Radical movements . . . . .	504
8.7.5	Ghostbusters™ . . . . .	505
8.7.6	Horizontal spaces . . . . .	507
8.8	Fonts in formulas . . . . .	508
8.8.1	Additional math font commands . . . . .	509
8.8.2	<code>bm</code> —Making bold . . . . .	510
8.8.3	A collection of math font set-ups . . . . .	513

8.9	Symbols in formulas . . . . .	524
8.9.1	Mathematical symbol classes . . . . .	524
8.9.2	Letters, numerals, and other Ordinary symbols . . . . .	526
8.9.3	Mathematical accents . . . . .	529
8.9.4	Binary operator symbols . . . . .	529
8.9.5	Relation symbols . . . . .	531
8.9.6	Punctuation . . . . .	535
8.9.7	Operator symbols . . . . .	536
8.9.8	Opening and Closing symbols . . . . .	537
<b>9</b>	<b>L<sup>A</sup>T<sub>E</sub>X in a Multilingual Environment</b>	<b>539</b>
9.1	T <sub>E</sub> X and non-English languages . . . . .	539
9.1.1	Language-related aspects of typesetting . . . . .	541
9.1.2	Culture-related aspects of typesetting . . . . .	542
9.1.3	Babel—L <sup>A</sup> T <sub>E</sub> X speaks multiple languages . . . . .	542
9.2	The babel user interface . . . . .	543
9.2.1	Setting or getting the current language . . . . .	544
9.2.2	Handling shorthands . . . . .	547
9.2.3	Language attributes . . . . .	549
9.3	User commands provided by language options . . . . .	550
9.3.1	Translations . . . . .	550
9.3.2	Available shorthands . . . . .	550
9.3.3	Language-specific commands . . . . .	558
9.3.4	Layout considerations . . . . .	564
9.3.5	Languages and font encoding . . . . .	566
9.4	Support for non-Latin alphabets . . . . .	569
9.4.1	The Cyrillic alphabet . . . . .	569
9.4.2	The Greek alphabet . . . . .	574
9.4.3	The Hebrew alphabet . . . . .	576
9.5	Tailoring babel . . . . .	579
9.5.1	Hyphenating in several languages . . . . .	580
9.5.2	The package file . . . . .	581
9.5.3	The structure of the babel language definition file . . . . .	582
9.6	Other approaches . . . . .	591
9.6.1	More complex languages . . . . .	591
9.6.2	Omega . . . . .	592
<b>10</b>	<b>Graphics Generation and Manipulation</b>	<b>593</b>
10.1	Producing portable graphics and ornaments . . . . .	595
10.1.1	boxedminipage—Boxes with frames . . . . .	595
10.1.2	shadow—Boxes with shadows . . . . .	595
10.1.3	fancybox—Ornamental boxes . . . . .	596
10.1.4	epic—An enhanced picture environment . . . . .	600
10.1.5	eepic—Extending the epic package . . . . .	607
10.1.6	Special-purpose languages . . . . .	611

10.2	$\LaTeX$ 's device-dependent graphics support . . . . .	613
10.2.1	Options for <code>graphics</code> and <code>graphicx</code> . . . . .	614
10.2.2	The <code>\includegraphics</code> syntax in the <code>graphics</code> package . . . . .	616
10.2.3	The <code>\includegraphics</code> syntax in the <code>graphicx</code> package . . . . .	618
10.2.4	Setting default key values for the <code>graphicx</code> package . . . . .	623
10.2.5	Declarations guiding the inclusion of images . . . . .	624
10.2.6	A caveat: Encapsulation is important . . . . .	627
10.3	Manipulating graphical objects in $\LaTeX$ . . . . .	628
10.3.1	Scaling a $\LaTeX$ box . . . . .	628
10.3.2	Resizing to a given size . . . . .	629
10.3.3	Rotating a $\LaTeX$ box . . . . .	630
10.3.4	<code>rotating</code> —Revisited . . . . .	633
10.4	Display languages: PostScript, PDF, and SVG . . . . .	634
10.4.1	The PostScript language . . . . .	635
10.4.2	The <code>dvips</code> PostScript driver . . . . .	637
10.4.3	<code>pspicture</code> —An enhanced <code>picture</code> environment for <code>dvips</code> . . . . .	638
10.4.4	The Portable Document Format . . . . .	642
10.4.5	Scalable Vector Graphics . . . . .	644
<b>11</b>	<b>Index Generation</b> . . . . .	<b>647</b>
11.1	Syntax of the index entries . . . . .	648
11.1.1	Simple index entries . . . . .	650
11.1.2	Generating subentries . . . . .	650
11.1.3	Page ranges and cross-references . . . . .	651
11.1.4	Controlling the presentation form . . . . .	651
11.1.5	Printing special characters . . . . .	652
11.1.6	Creating a glossary . . . . .	653
11.1.7	Defining your own index commands . . . . .	653
11.1.8	Special considerations . . . . .	654
11.2	<code>makeindex</code> —A program to format and sort indexes . . . . .	654
11.2.1	Generating the formatted index . . . . .	655
11.2.2	Detailed options of the <code>MakeIndex</code> program . . . . .	655
11.2.3	Error messages . . . . .	658
11.2.4	Customizing the index with <code>MakeIndex</code> . . . . .	659
11.2.5	<code>MakeIndex</code> pitfalls . . . . .	665
11.3	<code>xindy</code> —An alternative to <code>MakeIndex</code> . . . . .	666
11.3.1	Generating the formatted index with <code>xindy</code> . . . . .	668
11.3.2	International indexing with <code>xindy</code> . . . . .	669
11.3.3	Modules for common tasks . . . . .	671
11.3.4	Style files for individual solutions . . . . .	673
11.4	Enhancing the index with $\LaTeX$ features . . . . .	679
11.4.1	Modifying the layout . . . . .	679
11.4.2	<code>showidx</code> , <code>repeatindex</code> , <code>tocbibind</code> , <code>indxcite</code> —Little helpers . . . . .	680
11.4.3	<code>index</code> —Producing multiple indexes . . . . .	681

<b>12 Managing Citations</b>	<b>683</b>
12.1 Introduction	683
12.1.1 Bibliographical reference schemes	684
12.1.2 Markup structure for citations and bibliography	686
12.1.3 Using $\text{\LaTeX}$ to produce the bibliography input	687
12.2 The number-only system	691
12.2.1 Standard $\text{\LaTeX}$ —Reference by number	691
12.2.2 <code>cite</code> —Enhanced references by number	693
12.2.3 <code>notoccite</code> —Solving a problem with unsorted citations	697
12.3 The author-date system	698
12.3.1 Early attempts	699
12.3.2 <code>natbib</code> —Customizable author-date references	700
12.3.3 <code>bibentry</code> —Full bibliographic entries in running text	710
12.4 The author-number system	712
12.4.1 <code>natbib</code> —Revisited	712
12.5 The short-title system	715
12.5.1 <code>jurabib</code> —Customizable short-title references	715
12.5.2 <code>camel</code> —Dedicated law support	743
12.6 Multiple bibliographies in one document	745
12.6.1 <code>chapterbib</code> —Bibliographies per included file	747
12.6.2 <code>bibunits</code> —Bibliographies for arbitrary units	749
12.6.3 <code>bibtopic</code> —Combining references by topic	753
12.6.4 <code>multibib</code> —Separate global bibliographies	755
<b>13 Bibliography Generation</b>	<b>757</b>
13.1 The $\text{\LaTeX}$ program and some variants	758
13.1.1 <code>bibtex8</code> —An 8-bit reimplementaion of $\text{\LaTeX}$	759
13.1.2 Recent developments	759
13.2 The $\text{\LaTeX}$ database format	761
13.2.1 Entry types and fields	762
13.2.2 The text part of a field explained	764
13.2.3 Abbreviations in $\text{\LaTeX}$	769
13.2.4 The $\text{\LaTeX}$ preamble	771
13.2.5 Cross-referencing entries	772
13.3 On-line bibliographies	773
13.4 Bibliography database management tools	774
13.4.1 <code>biblist</code> —Printing $\text{\LaTeX}$ database files	774
13.4.2 <code>bibttools</code> —A collection of command-line tools	775
13.4.3 <code>bibclean</code> , etc.—A second set of command-line tools	777
13.4.4 <code>bibttool</code> —A multipurpose command-line tool	778
13.4.5 <code>pybliographer</code> —An extensible bibliography manager	784
13.4.6 <code>JBibtexManager</code> —A $\text{\LaTeX}$ database manager in Java	787
13.4.7 <code>BibTexMng</code> —A $\text{\LaTeX}$ database manager for Windows	789



13.5	Formatting the bibliography with $\text{BibTeX}$ styles . . . . .	790
13.5.1	A collection of $\text{BibTeX}$ style files . . . . .	791
13.5.2	<code>custom-bib</code> —Generate $\text{BibTeX}$ styles with ease . . . . .	798
13.6	The $\text{BibTeX}$ style language . . . . .	805
13.6.1	The $\text{BibTeX}$ style file commands and built-in functions . . . . .	805
13.6.2	The documentation style <code>btxbst.doc</code> . . . . .	806
13.6.3	Introducing small changes in a style file . . . . .	809
<b>14</b>	<b><math>\text{LaTeX}</math> Package Documentation Tools</b>	<b>813</b>
14.1	<code>doc</code> —Documenting $\text{LaTeX}$ and other code . . . . .	813
14.1.1	General conventions for the source file . . . . .	814
14.1.2	Describing new macros and environments . . . . .	815
14.1.3	Cross-referencing all macros used . . . . .	817
14.1.4	The documentation driver . . . . .	818
14.1.5	Conditional code in the source . . . . .	819
14.2	<code>docstrip.tex</code> —Producing ready-to-run code . . . . .	824
14.2.1	Invocation of the <code>DOCSTRIP</code> utility . . . . .	825
14.2.2	<code>DOCSTRIP</code> script commands . . . . .	826
14.2.3	Installation support and configuration . . . . .	830
14.2.4	Using <code>DOCSTRIP</code> with other languages . . . . .	833
14.3	<code>ltxdoc</code> —A simple $\text{LaTeX}$ documentation class . . . . .	834
14.3.1	Extensions provided by <code>ltxdoc</code> . . . . .	834
14.3.2	Customizing the output of documents that use <code>ltxdoc</code> . . . . .	835
14.4	Making use of version control tools . . . . .	836
14.4.1	<code>rcs</code> —Accessing individual keywords . . . . .	837
14.4.2	<code>rcsinfo</code> —Parsing the <code>\$Id\$</code> keyword . . . . .	838
<b>A</b>	<b>A <math>\text{LaTeX}</math> Overview for Preamble, Package, and Class Writers</b>	<b>841</b>
A.1	Linking markup and formatting . . . . .	841
A.1.1	Command and environment names . . . . .	842
A.1.2	Defining new commands . . . . .	843
A.1.3	Defining new environments . . . . .	847
A.1.4	Defining and changing counters . . . . .	851
A.1.5	Defining and changing space parameters . . . . .	854
A.2	Page markup—Boxes and rules . . . . .	860
A.2.1	LR boxes . . . . .	860
A.2.2	Paragraph boxes . . . . .	862
A.2.3	Rule boxes . . . . .	866
A.2.4	Manipulating boxed material . . . . .	868
A.2.5	Box commands and color . . . . .	870
A.3	Control structure extensions . . . . .	871
A.3.1	<code>calc</code> —Arithmetic calculations . . . . .	871
A.3.2	<code>ifthen</code> —Advanced control structures . . . . .	872

A.4	Package and class file structure . . . . .	877
A.4.1	The identification part . . . . .	877
A.4.2	The initial code part . . . . .	880
A.4.3	The declaration of options . . . . .	880
A.4.4	The execution of options . . . . .	881
A.4.5	The package loading part . . . . .	882
A.4.6	The main code part . . . . .	883
A.4.7	Special commands for package and class files . . . . .	883
A.4.8	Special commands for class files . . . . .	886
A.4.9	A minimal class file . . . . .	888
<b>B</b>	<b>Tracing and Resolving Problems</b>	<b>889</b>
B.1	Error messages . . . . .	890
B.1.1	Dying with memory exceeded . . . . .	915
B.2	Warnings and informational messages . . . . .	920
B.3	$\TeX$ and $\LaTeX$ commands for tracing . . . . .	931
B.3.1	Displaying command definitions and register values . . . . .	932
B.3.2	Diagnosing page-breaking problems . . . . .	935
B.3.3	Diagnosing and solving paragraph-breaking problems . . . . .	939
B.3.4	Other low-level tracing tools . . . . .	943
B.3.5	trace—Selectively tracing command execution . . . . .	945
<b>C</b>	<b><math>\LaTeX</math> Software and User Group Information</b>	<b>947</b>
C.1	Getting help . . . . .	947
C.2	How to get those $\TeX$ files? . . . . .	948
C.3	Using CTAN . . . . .	950
C.3.1	Finding files on the archive . . . . .	950
C.3.2	Using the $\TeX$ file catalogue . . . . .	950
C.3.3	Getting multiple files . . . . .	952
C.4	Finding the documentation on your $\TeX$ system . . . . .	954
C.4.1	texdoc—Command-line interface for a search by name . . . . .	954
C.4.2	texdoctk—Panel interface for a search by subject . . . . .	955
C.5	$\TeX$ user groups . . . . .	956
<b>D</b>	<b>TLC2 <math>\TeX</math> CD</b>	<b>959</b>
	<b>Bibliography</b>	<b>963</b>
	<b>Index of Commands and Concepts</b>	<b>983</b>
	<b>People</b>	<b>1080</b>
	<b>Biographies</b>	<b>1083</b>
	<b>Production Notes</b>	<b>1089</b>

# List of Figures

1.1	Data flow in the $\LaTeX$ system . . . . .	9
2.1	The layout for a display heading . . . . .	28
2.2	The layout for a run-in heading . . . . .	29
2.3	Parameters defining the layout of a contents file . . . . .	51
3.1	Schematic layout of footnotes . . . . .	113
3.2	The placement of text and footnotes with the <code>ftnright</code> package . . . . .	115
3.3	Parameters used by the <code>list</code> environment . . . . .	145
4.1	Page layout parameters and visualization . . . . .	194
4.2	Schematic overview of how $\LaTeX$ 's marker mechanism works . . . . .	219
6.1	Spacing layout of the <code>subfig</code> package . . . . .	317
7.1	Major font characteristics . . . . .	332
7.2	Comparison of serified and sans serif letters . . . . .	332
7.3	Comparison between upright and italic shapes . . . . .	333
7.4	Comparison between caps and small caps . . . . .	334
7.5	Outline and shaded shapes . . . . .	335
7.6	Scaled and designed fonts (Computer Modern) . . . . .	336
8.1	Sample page typeset with Computer Modern fonts . . . . .	513
8.2	Sample page typeset with Concrete fonts . . . . .	514
8.3	Sample page typeset with Concrete and Euler fonts . . . . .	514

8.4	Sample page typeset with Fourier fonts . . . . .	515
8.5	Sample page typeset with Times and Symbol . . . . .	516
8.6	Sample page typeset with Times and TX fonts . . . . .	516
8.7	Sample page typeset with Times and TM Math fonts . . . . .	517
8.8	Sample page typeset with Palatino and Math Pazo . . . . .	518
8.9	Sample page typeset with Palatino and PX fonts . . . . .	518
8.10	Sample page typeset with Palatino and PA Math fonts . . . . .	519
8.11	Sample page typeset with Baskerville fonts . . . . .	520
8.12	Sample page typeset with Charter fonts . . . . .	520
8.13	Sample page typeset with Lucida Bright . . . . .	521
8.14	Sample page typeset with CM Bright fonts . . . . .	522
8.15	Sample page typeset with Helvetica Math fonts . . . . .	522
8.16	Sample page typeset with Info Math fonts . . . . .	523
9.1	A Hebrew document . . . . .	577
10.1	The contents of the file <code>w.eps</code> . . . . .	616
10.2	A $\LaTeX$ box and possible <code>origin</code> reference points . . . . .	632
10.3	SVG generated from a <code>dvi</code> file . . . . .	646
11.1	The sequential flow of index processing . . . . .	648
11.2	Stepwise development of index processing . . . . .	649
11.3	Example of <code>\index</code> commands and the <code>showidx</code> package . . . . .	656
11.4	Printing the index and the output of the <code>showidx</code> option . . . . .	656
11.5	Example of the use of special characters with <code>MakeIndex</code> . . . . .	663
11.6	Example of customizing the output format of an index . . . . .	663
11.7	Adding leaders to an index . . . . .	664
11.8	<code>xindy</code> process model . . . . .	674
12.1	Data flow when running $\BTeX$ and $\LaTeX$ . . . . .	688
12.2	Sample $\BTeX$ database <code>tex.bib</code> . . . . .	690
12.3	Sample $\BTeX$ database <code>jura.bib</code> . . . . .	717
13.1	Output of the program <code>printbib</code> . . . . .	776
13.2	Output of the program <code>bib2html</code> . . . . .	777
13.3	The <code>pybliographic</code> work space . . . . .	785
13.4	Native editing in <code>pybliographic</code> . . . . .	786
13.5	The <code>JBibtexManager</code> work space . . . . .	788
13.6	The <code>BibTeXMng</code> work space . . . . .	790
A.1	An example of a class file extending <code>article</code> . . . . .	886
C.1	The $\TeX$ Users Group web home page . . . . .	949
C.2	Using the CTAN web interface . . . . .	951
C.3	Graham Williams' $\TeX$ catalogue on the web . . . . .	952
C.4	Finding documentation with the <code>texdoctk</code> program . . . . .	955

# List of Tables

1.1	Major file types used by $\text{T}_{\text{E}}\text{X}$ and $\text{L}_{\text{A}}\text{T}_{\text{E}}\text{X}$ . . . . .	8
2.1	$\text{L}_{\text{A}}\text{T}_{\text{E}}\text{X}$ 's standard sectioning commands . . . . .	23
2.2	Language-dependent strings for headings . . . . .	34
2.3	A summary of the minitoc parameters . . . . .	57
3.1	ISO currency codes of the <i>euro</i> and the 12 <i>euro-zone</i> countries . . . . .	97
3.2	Parameters used by <code>ragged2e</code> . . . . .	106
3.3	Effective <code>\baselinestretch</code> values for different font sizes . . . . .	108
3.4	Footnote symbol lists predefined by <code>footmisc</code> . . . . .	117
3.5	Commands controlling an <code>itemize</code> list environment . . . . .	128
3.6	Commands controlling an <code>enumerate</code> list environment . . . . .	130
3.7	Languages supported by <code>listings</code> (Winter 2003) . . . . .	169
3.8	Length parameters used by <code>multicols</code> . . . . .	185
3.9	Counters used by <code>multicols</code> . . . . .	186
4.1	Standard paper size options in $\text{L}_{\text{A}}\text{T}_{\text{E}}\text{X}$ . . . . .	195
4.2	Default values for the page layout parameters ( <code>letterpaper</code> ) . . . . .	196
4.3	Page style defining commands in $\text{L}_{\text{A}}\text{T}_{\text{E}}\text{X}$ . . . . .	223
5.1	The preamble options in the standard $\text{L}_{\text{A}}\text{T}_{\text{E}}\text{X}$ <code>tabular</code> environment . . . . .	243
5.2	Additional preamble options in the <code>array</code> package . . . . .	244
5.3	The preamble options in the <code>tabulary</code> package . . . . .	254
7.1	Standard size-changing commands . . . . .	342
7.2	Standard font-changing commands and declarations . . . . .	344

7.3	Font attribute defaults . . . . .	346
7.4	Predefined math alphabet identifiers in $\LaTeX$ . . . . .	349
7.5	Classification of the Computer Modern font families . . . . .	354
7.6	Commands made available with <code>textcomp</code> . . . . .	363
7.6	Commands made available with <code>textcomp</code> (cont.) . . . . .	364
7.7	Fonts used by PSNFSS packages . . . . .	371
7.8	Classification of font families in the PSNFSS distribution . . . . .	372
7.9	Glyphs in the PostScript font Zapf Dingbats . . . . .	379
7.10	Glyphs in the PostScript font Symbol . . . . .	382
7.11	Classification of the Concrete font families . . . . .	384
7.12	Classification of the Computer Modern Bright font families . . . . .	385
7.13	Classification of the LuxiMono font family . . . . .	387
7.14	Classification of the TX font families . . . . .	388
7.15	Classification of the PX font families . . . . .	391
7.16	Classification of the Fourier-GUTenberg font families . . . . .	392
7.17	Classification of the URW Antiqua and Grotesk fonts . . . . .	393
7.18	Classification of the Euler math font families . . . . .	397
7.19	Glyphs in the <code>wasy</code> fonts . . . . .	400
7.20	Glyphs in the MarVoSym font . . . . .	402
7.21	Glyphs in the METAFONT font <code>bbding</code> . . . . .	404
7.22	TIPA shortcut characters . . . . .	406
7.23	Classification of the EuroSym font family . . . . .	409
7.24	Classification of the Adobe euro font families . . . . .	411
7.25	Weight and width classification of fonts . . . . .	414
7.26	Shape classification of fonts . . . . .	415
7.27	Standard font encodings used with $\LaTeX$ . . . . .	416
7.28	Karl Berry's font file name classification scheme . . . . .	420
7.29	Glyph chart for <code>msbm10</code> produced by the <code>nfssfont.tex</code> program . . . . .	434
7.30	Math symbol type classification . . . . .	435
7.31	LICR objects represented with single characters . . . . .	441
7.32	Glyph chart for a T1-encoded font ( <code>ecrm1000</code> ) . . . . .	449
7.33	Standard LICR objects . . . . .	455
8.1	Display environments in the <code>amsmath</code> package . . . . .	469
8.2	Default rule thickness in different math styles . . . . .	494
8.3	Vertically extensible symbols . . . . .	498
8.4	Predefined operators and functions . . . . .	500
8.5	Mathematical styles in sub-formulas . . . . .	502
8.6	Mathematical spacing commands . . . . .	508
8.7	Space between symbols . . . . .	525
8.8	Latin letters and Arabic numerals . . . . .	526
8.9	Symbols of class <code>\mathord</code> (Greek) . . . . .	527
8.10	Symbols of class <code>\mathord</code> (letter-shaped) . . . . .	527
8.11	Symbols of class <code>\mathord</code> (miscellaneous) . . . . .	528

8.12	Mathematical accents, giving sub-formulas of class <code>\mathord</code> . . . . .	529
8.13	Symbols of class <code>\mathbin</code> (miscellaneous) . . . . .	530
8.14	Symbols of class <code>\mathbin</code> (boxes) . . . . .	530
8.15	Symbols of class <code>\mathbin</code> (circles) . . . . .	531
8.16	Symbols of class <code>\mathrel</code> (equality and order) . . . . .	532
8.17	Symbols of class <code>\mathrel</code> (equality and order—negated) . . . . .	532
8.18	Symbols of class <code>\mathrel</code> (sets and inclusion) . . . . .	533
8.19	Symbols of class <code>\mathrel</code> (sets and inclusion—negated) . . . . .	533
8.20	Symbols of class <code>\mathrel</code> (arrows) . . . . .	534
8.21	Symbols of class <code>\mathrel</code> (arrows—negated) . . . . .	534
8.22	Symbols of class <code>\mathrel</code> (negation and arrow extensions) . . . . .	535
8.23	Symbols of class <code>\mathrel</code> (miscellaneous) . . . . .	535
8.24	Symbols of class <code>\mathpunct</code> , <code>\mathord</code> , <code>\mathinner</code> (punctuation) .	536
8.25	Symbols of class <code>\mathop</code> . . . . .	536
8.26	Symbol pairs of class <code>\mathopen</code> and <code>\mathclose</code> (extensible) . . . . .	537
8.27	Symbol pairs of class <code>\mathopen</code> and <code>\mathclose</code> (non-extensible) . .	537
9.1	Language options supported by the <code>babel</code> system . . . . .	543
9.2	Language-dependent strings in <code>babel</code> (English defaults) . . . . .	547
9.3	Language-dependent strings in <code>babel</code> (French, Greek, Polish, Russian)	551
9.4	Different methods for representing numbers by letters . . . . .	560
9.5	Alternative mathematical operators for Eastern European languages .	564
9.6	Glyph chart for a T2A-encoded font ( <code>larm1000</code> ) . . . . .	572
9.7	Glyph chart for an LGR-encoded font ( <code>grmn1000</code> ) . . . . .	575
9.8	Greek transliteration with Latin letters for the LGR encoding . . . . .	576
9.9	LGR ligatures producing single-accented glyphs . . . . .	576
9.10	Available composite spiritus and accent combinations . . . . .	576
9.11	Glyph chart for an LHE-encoded font ( <code>shold10</code> ) . . . . .	578
9.12	Hebrew font-changing commands . . . . .	579
10.1	Overview of color and graphics capabilities of device drivers . . . . .	615
10.2	Arguments of <code>\DeclareGraphicsRule</code> . . . . .	626
10.3	Major options of the <code>dvips</code> program . . . . .	638
11.1	Input style parameters for <code>MakeIndex</code> . . . . .	660
11.2	Output style parameters for <code>MakeIndex</code> . . . . .	661
11.3	Languages supported by <code>xindy</code> . . . . .	670
11.4	<code>xindy</code> standard modules . . . . .	672
12.1	Gender specification in <code>jurabib</code> . . . . .	735
12.2	Comparison of packages for multiple bibliographies . . . . .	746
13.1	$\TeX$ 's entry types as defined in most styles . . . . .	763
13.2	$\TeX$ 's standard entry fields . . . . .	765

13.3	Predefined journal strings in BibTeX styles . . . . .	771
13.4	Selected BibTeX style files . . . . .	791
13.5	Requirements for formatting names . . . . .	798
13.6	Language support in custom-bib (summer 2003) . . . . .	800
13.7	BibTeX style file commands . . . . .	807
13.8	BibTeX style file built-in functions . . . . .	808
14.1	Overview of doc package commands . . . . .	820
A.1	L <sup>A</sup> T <sub>E</sub> X's units of length . . . . .	855
A.2	Predefined horizontal spaces . . . . .	856
A.3	Predefined vertical spaces . . . . .	857
A.4	Default values for T <sub>E</sub> X's rule primitives . . . . .	868
A.5	L <sup>A</sup> T <sub>E</sub> X's internal \boolean switches . . . . .	875
A.6	Commands for package and class files . . . . .	879



# Preface

A full decade has passed since the publication of the first edition of *The L<sup>A</sup>T<sub>E</sub>X Companion*—a decade during which some people prophesied the demise of T<sub>E</sub>X and L<sup>A</sup>T<sub>E</sub>X and predicted that other software would take over the world. There have been a great many changes indeed, but neither prediction has come to pass: T<sub>E</sub>X has not vanished and the interest in L<sup>A</sup>T<sub>E</sub>X has not declined, although the approach to both has gradually changed over time.

When we wrote the *Companion* in 1993 [55], we intended to describe what is usefully available in the L<sup>A</sup>T<sub>E</sub>X world (though ultimately we ended up describing what was available at CERN in those days). As an unintentional side effect, the first edition *defined* for most readers what should be available in a then-modern L<sup>A</sup>T<sub>E</sub>X distribution. Fortunately, most of the choices we made at that time proved to be reasonable, and the majority (albeit not all) of the packages described in the first edition are still in common use today. Thus, even though “the book shows its age, it still remains a solid reference in most parts”, as one reviewer put it recently.

Nevertheless, much has changed and a lot of new and exciting functionality has been added to L<sup>A</sup>T<sub>E</sub>X during the last decade. As a result, while revising the book we ended up rewriting 90% of the original content and adding about 600 additional pages describing impressive new developments.

What you are holding now is essentially a new book—a book that we hope preserves the positive aspects of the first edition even as it greatly enhances them, while at the same time avoiding the mistakes we made back then, both in content and presentation (though doubtless we made some others). For this book we used the CTAN archives as a basis and also went through the `comp.text.tex` news group archives to identify the most pressing questions and queries.

In addition to highlighting a good selection of the contributed packages available on the CTAN archives, the book describes many aspects of the basic  $\LaTeX$  system that are not fully covered in the  *$\LaTeX$  Manual*, Leslie Lamport's  *$\LaTeX$ : A Document Preparation System* [104]. Note, however, that our book is not a replacement for the  *$\LaTeX$  Manual* but rather a companion to it: a reader of our book is assumed to have read at least the first part of that book (or a comparable introductory work, such as the *Guide to  $\LaTeX$*  [101]) and to have some practical experience with producing  $\LaTeX$  documents.

The second edition has seen a major change in the authorship; Frank took over as principal author (so he is to blame for all the faults in this book) and several members of the  $\LaTeX$ 3 project team joined in the book's preparation, enriching it with their knowledge and experience in individual subject areas.

*Thanks to a great  
guy!*

The preparation of the book was overshadowed by the sudden death of our good friend, colleague, and prospective co-author Michael Downes, whose great contributions to  $\LaTeX$ , and  $\mathcal{A}\mathcal{M}\mathcal{S}$ - $\LaTeX$  in particular, are well known to many people. We dedicate this book to him and his memory.

\* \* \*

We first of all wish to thank Peter Gordon, our editor at Addison-Wesley, who not only made this book possible, but through his constant encouragement also kept us on the right track (just a few years late). When we finally went into production, Elizabeth Ryan was unfailingly patient with our idiosyncrasies and steered us safely to completion.

We are especially indebted to Barbara Beeton, David Rhead, Lars Hellström, and Walter Schmidt for their careful reading of individual parts of the manuscript. Their numerous comments, suggestions, corrections, and hints have substantially improved the quality of the text.

Our very special thanks go to our contributing authors Christine Detig and Joachim Schrod for their invaluable help with Chapter 11 on index preparation.

*Haunted package  
authors*

Those who keep their ears to the ground for activities in the  $\LaTeX$  world may have noticed an increased number of new releases of several well-established packages in 2002 and 2003. Some of these releases were triggered by our questions and comments to the package authors as we were preparing the manuscript for this second edition. Almost all package authors responded favorably to our requests for updates, changes, and clarifications, and all spent a considerable amount of time helping us with our task. We would particularly like to thank Jens Berger (`jurabib`), Axel Sommerfeldt (`caption`), Steven Cochran (`subfig`), Melchior Franz (`soul`, `euro`), and Carsten Heinz (`listings`) who had to deal with the bulk of the nearly 6000 e-mail messages that have been exchanged with various package authors.

Hearty thanks for similar reasons go to Alexander Rozhenko (`manyfoot`), Bernd Schandl (`paralist`), David Kastrop (`perpage`), Donald Arseneau (`cite`, `resize`, `threeparttable`, `url`), Fabrice Popineau (`TEX Live CD`), Frank Bennett, Jr. (`camel`), Gerd Neugebauer (`bibttool`), Harald Harders (`subfloat`), Hideo Umeki

(geometry), Hubert Gäßlein (`sidecap,pict2e`), Javier Bezos (`titlesec, titletoc`), Jean-Pierre Drucbert (`minitoc`), Jeffrey Goldberg (`endfloat, lastpage`), John Lavagnino (`endnotes`), Markus Kohm (`typearea`), Martin Schröder (`ragged2e`), Matthias Eckermann (`parallel`), Michael Covington (`upquote`), Michel Bovani (`fourier`), Patrick Daly (`custom-bib, natbib`), Peter Heslin (`ellipsis`), Peter Wilson (`layouts`), Piet van Oostrum (`extramarks,fancyhdr`), Rei Fukui (`tipa`), Robin Fairbairns (`footmisc`), Rolf Niepraschk (`sidecap,pict2e`), Stephan Böttcher (`lineno`), Thomas Esser (`teTeX` distribution), Thomas Henlich (`marvosym`), Thorsten Hansen (`bibunits`), and Walter Schmidt (`fix-cm, PSNFSS`). Our apologies if we missed someone.

We gratefully recognize all of our many colleagues in the (L<sup>A</sup>)T<sub>E</sub>X world who developed the packages—not only those described here, but also the hundreds of others—that aim to help users meet the typesetting requirements for their documents. Without the continuous efforts of these enthusiasts, L<sup>A</sup>T<sub>E</sub>X would not be the magnificent and flexible tool it is today.

We would also like to thank Blenda Horn from Y&Y and Michael Vulis from MicroPress for supplying the fonts used to typeset the pages of this book.

The picture of Chris Rowley, taken after a good lunch at Kai Tek airport, Hong Kong, appears courtesy of Wai Wong. The picture of Michael Downes, taken at the T<sub>E</sub>X 2000 conference, Oxford, appears courtesy of Alan Wetmore.

\* \* \*

We would like to thank our families and friends for the support given during the preparation of this book—though this may sound like an alibi sentence to many, it never felt truer than with this book.

Chris would like to thank the Open University, United Kingdom, for supporting his work on L<sup>A</sup>T<sub>E</sub>X and the School of Computer Science and Engineering, University of New South Wales, for providing a most pleasant environment in which to complete his work on this book.

Frank Mittelbach  
Michel Goossens  
Johannes Braams  
David Carlisle  
Chris Rowley

*February 2004*

## CHAPTER 3

# Basic Formatting Tools

The way information is presented visually can influence, to a large extent, the message as it is understood by the reader. Therefore, it is important that you use the best possible tools available to convey the precise meaning of your words. It must, however, be emphasized that visual presentation forms should aid the reader in understanding the text, and should not distract his or her attention. For this reason, visual consistency and uniform conventions for the visual clues are a must, and the way given structural elements are highlighted should be the same throughout a document. This constraint is most easily implemented by defining a specific command or environment for each document element that has to be treated specially and by grouping these commands and environments in a package file or in the document preamble. By using exclusively these commands, you can be sure of a consistent presentation form.

This chapter explains various ways for highlighting parts of a document. The first part looks at how short text fragments or paragraphs can be made to stand out and describes tools to manipulate such elements.

The second part deals with the different kind of “notes”, such as footnotes, marginal notes, and endnotes, and explains how they can be customized to conform to different styles, if necessary.

Typesetting lists is the subject of the third part. First, the various parameters and commands controlling the standard  $\LaTeX$  lists, `enumerate`, `itemize`, and `description`, are discussed. Then, the extensions provided by the `paralist` package and the concept of “headed lists” exemplified by the `amsthm` package are presented. These will probably satisfy the structure and layout requirements of most readers. If not, then the remainder of this part introduces the generic `list`

environment and explains how to build custom layouts by varying the values of the parameters controlling it.

The fourth part explains how to simulate “verbatim” text. In particular, we have a detailed look at the powerful packages `fancyvrb` and `listings`.

The final part presents packages that deal with line numbering, handling of columns, such as parallel text in two columns, or solving the problem of producing multiple columns.

## 3.1 Phrases and paragraphs

In this section we deal with small text fragments and explain how they can be manipulated and highlighted in a consistent manner by giving them a visual appearance different from the one used for the main text.

We start by discussing how to define commands that take care of the space after them, then show a way to produce professional-looking marks of omission.

For highlighting text you can customize the font shape, weight, or size (see Section 7.3.1 on page 338). Text can also be underlined, or the spacing between letters can be varied. Ways for performing such operations are offered by the four packages `relsize`, `textcase`, `ulem`, and `soul`.

The remainder of this section then turns to paragraph-related issues, such as producing large initial letters at the start of a paragraph, modifying paragraph justification, altering the vertical spacing between lines of a paragraph, and introducing rectangular holes into it, that can be filled with small pictures, among other things.

### 3.1.1 `xspace`—Gentle spacing after a macro

The small package `xspace` (by David Carlisle) defines the `\xspace` command, for use at the end of macros that produce text. It adds a space unless the macro is followed by certain punctuation characters.

The `\xspace` command saves you from having to type `\_` or `{ }` after most occurrences of a macro name in text. However, if either of these constructs follows `\xspace`, a space is not added by `\xspace`. This means that it is safe to add `\xspace` to the end of an existing macro without making too many changes in your document. Possible candidates for `\xspace` are commands for abbreviations such as “e.g.,” and “i.e.”.

```
\newcommand\eg{e.g. ,\xspace}
\newcommand\ie{i.e. ,\xspace}
\newcommand\etc{etc.\@\xspace}
```

Notice the use of the `\@` command to generate the correct kind of space. If used to the right of a punctuation character, it prevents extra space from being added: the

dot will not be regarded as an end-of-sentence symbol. Using it on the left forces  $\LaTeX$  to interpret the dot as an end-of-sentence symbol.

Sometimes `\xspace` may make a wrong decision and add a space when it is not required. In such cases, follow the macro with `{}`, which will suppress this space.

Great Britain was unified in 1707.	<code>\usepackage{xspace}</code>
Great Britain, the United States of America,	<code>\newcommand\USA{United States of America\xspace}</code>
and Canada have close cultural links.	<code>\newcommand\GB {Great Britain\xspace}</code>
<code>\GB was unified in 1707.\ \GB, the \USA, and</code>	<code>\GB was unified in 1707.\ \GB, the \USA, and</code>
<code>Canada have close cultural links.</code>	<code>Canada have close cultural links.</code>

3-1-1

### 3.1.2 ellipsis, lips—Marks of omission

Omission marks are universally represented by three consecutive periods (also known as an *ellipsis*). Their spacing, however, depends on house style and typographic conventions, and significant difference are observed. In French, according to Hart [63] or *The Chicago Manual of Style* [38], “points de suspension” are set close together and immediately follow the preceding word with a space on the right:

C’est une chose... bien difficile.

In German, according to the Duden [44], “Auslassungspunkte” have space on the left *and* right unless they mark missing letters within a word or a punctuation after them is kept:

Du E... du! Scher dich zum ...!

Elsewhere, such as in British and American typography, the dots are sometimes set with full word spaces between them and rather complex rules determine how to handle other punctuation marks at either end.

$\LaTeX$  offers the commands `\dots` and `\textellipsis` to produce closely spaced omission marks. Unfortunately, the standard definition (inherited from plain  $\TeX$ ) produces uneven spacing at the left and right—unsuitable to typeset some of the above examples properly. The extra thin space at the right of the ellipsis is correct in certain situations (e.g., when a punctuation character follows). If the ellipsis is followed by space, however, it looks distinctly odd and is best canceled as shown in the example below (though removing the space in the second instance brings the exclamation mark a bit too close).

Compare the following:	<code>\newcommand\lips{\dots\unkern}</code>
Du E... du! Scher dich zum ...!	Compare the following:\
Du E... du! Scher dich zum ...!	Du E\dots\ du! Scher dich zum \dots!\
	Du E\lips\ du! Scher dich zum \lips!

3-1-2

This problem is addressed in the package `ellipsis` written by Peter Heslin, which redefines the `\dots` command to look at the following character to decide whether to add a final separation. An extra space is added if the following character is listed in the command `\ellipsisispunctuation`, which defaults to “, . : ; ! ? ”. When using some of the language support packages that make certain characters active, this list may have to be redeclared afterwards to enable the package to still recognize the characters.

The spacing between the periods and the one possibly added after the ellipsis can be controlled through the command `\ellipsisgap`. To allow for automatic adjustments depending on the font size use a font-dependent unit like `em` or a fraction of a `\fontdimen` (see page 428).

	<code>\usepackage{ellipsis}</code>	
	Compare the following:\	
Compare the following:	Du E\dots\ du! Scher dich zum \dots!\	
Du E... du! Scher dich zum ...!	<code>\renewcommand\ellipsisgap{1.5\fontdimen3\font}</code>	
Du E... du! Scher dich zum ...!	Du E\dots\ du! Scher dich zum \dots!\	
Du E. . . du! Scher dich zum ...!	<code>\renewcommand\ellipsisgap{0.3em}</code>	
	Du E\dots\ du! Scher dich zum \dots!	3-1-3

For the special case when you need an ellipsis in the middle of a word (or for other reasons want a small space at either side), the package offers the command `\midwordellipsis`. If the package is loaded with the option `mla` (Modern Language Association style), the ellipsis is automatically bracketed without any extra space after the final period.

If one follows *The Chicago Manual of Style* [38], then an ellipsis is set with full word spaces between the dots. For this, one can deploy the `lips` package<sup>1</sup> by Matt Swift. It implements the command `\lips`, which follows the recommendations in this reference book. For example, an ellipsis denoting an omission at the end of a sentence should, according to [38, §10.48–63], consist of four dots with the *first* dot being the sentence period.<sup>2</sup> The `\lips` command implements this by interpreting “`\lips.`” like “`.\lips`”, as can be seen in the next example.

	<code>\usepackage{moredefs,lips}</code>	
Elsewhere . . . the dots are normally set with full word spaces between them. . . . An example would be this paragraph.	Elsewhere <code>\lips</code> the dots are normally set with full word spaces between them <code>\lips</code> . An example would be this paragraph.	3-1-4

The `\lips` command looks for punctuation characters following it and ensures that in case of “, : ; ? ! ) ’ ] / ” the ellipsis and the punctuation are not separated by a line break. In other cases (e.g., an opening parenthesis), a line break would be possible. The above list is stored in `\LPNobreakList` and can be adjusted if

<sup>1</sup>`lips` is actually part of a larger suite of packages. If used on a stand-alone basis, you also have to load the package `moredefs` by the same author.

<sup>2</sup>Not that the authors of this book can see any logic in this.

necessary. To force an unbreakable space following `\lips`, follow the command with a tie (`~`).

When applying the `mla` option the ellipsis generated will be automatically bracketed and a period after the `\lips` command will not be moved to the front. If necessary, `\olips` will produce the original unbracketed version.

Elsewhere . . . the dots are normally set with full word spaces between them [. . .]. An example would be this paragraph.

3-1-5

```
\usepackage{moredefs}\usepackage[mla]{lips}
```

Elsewhere `\olips` the dots are normally set with full word spaces between them `\lips`. An example would be this paragraph.

### 3.1.3 amsmath—Nonbreaking dashes

The `amsmath` package, extensively discussed in Chapter 8, also offers one command for use within paragraphs. The command `\nobreakdash` suppresses any possibility of a line break after the following hyphen or dash. A very common use of `\nobreakdash` is to prevent undesirable line breaks in usages such as “*p*-adic” but here is another example: if you code “Pages 3–9” as `Pages 3\nobreakdash--9` then a line break will never occur between the dash and the 9.

This command must be used *immediately* before a hyphen or dash (`-`, `--`, or `---`). The following example shows how to prohibit a line break after the hyphen but allow normal hyphenation in the following word (it suffices to add a zero-width space after the hyphen). For frequent use, it’s advisable to make abbreviations, such as `\p`. As a result “dimension” is broken across the line, while a break after “*p*” is prevented (resulting in a overfull box in the example) and “3–9” is moved to the next line.

The generalization to the *n*-dimensional case (using the standard *p*-adic topology) can be found on Pages 3–9 of Volume IV.

3-1-6

```
\usepackage{amsmath}
\newcommand\p{$p\nobreakdash}%      "\p-adic"
\newcommand\Ndash{\nobreakdash--}% "3\Ndash 9"
\newcommand\n[1]{\n\nobreakdash-\hspace{0pt}}
% "\n-dimensional"
```

`\noindent` The generalization to the `\n`-dimensional case (using the standard `\p`-adic topology) can be found on Pages `3\Ndash 9` of Volume IV.

### 3.1.4 relsize—Relative changes to the font size

Standard  $\text{\LaTeX}$  offers 10 predefined commands that change the overall font size (see Table 7.1 on page 342). The selected sizes depend on the document class but are otherwise absolute in value. That is, `\small` will always select the same size within a document regardless of surrounding conditions.



However, in many situations it is desirable to change the font size relative to the current size. This can be achieved with the `relsize` package, originally developed by Bernie Cosell and later updated and extended for  $\text{\LaTeX} 2_{\epsilon}$  by Donald Arseneau and Matt Swift.

The package provides the declarative command `\relsize`, which takes a number as its argument denoting the number of steps by which to change the size. For example, if the current size is `\large` then `\relsize{-2}` would change to `\small`. If the requested number of steps is not available then the smallest (i.e., `\tiny`) or largest (i.e., `\Huge`) size command is selected. This means that undoing a relative size change by negating the argument of `\relsize` is not guaranteed to bring you back to the original size—it is better to delimit such changes by a brace group and let  $\text{\LaTeX}$  undo the modification.

The package further defines `\smaller` and `\larger`, which are simply abbreviations for `\relsize` with the arguments `-1` and `1`, respectively. Convenient variants are `\textsmaller` and `\textlarger`, whose argument is the text to reduce or enlarge in size. These four commands take as an optional argument the number of steps to change if something different from `1` (the default) is needed.

Some large text with a few small words inside.

SMALL CAPS (faked)

SMALL CAPS (real; compare the running length and stem thickness to previous line).

```
\usepackage{relsize}
\Large Some large text with a few
  {\relsize{-2} small words} inside.
\par\medskip
\normalsize\noindent
S\textsmaller[2]{MALL} C\textsmaller[2]{APS} (faked)\
\textsc{Small Caps} (real; compare the running length
and stem thickness to previous line).
```

3-1-7

In fact, the above description for `\relsize` is not absolutely accurate: it tries to increase or decrease the size by 20% for each step and selects the  $\text{\LaTeX}$  font size command that is closest to the resulting target size. It then compares the selected size and target size. If they differ by more than the current value of `\RSPercentTolerance` (interpreted as a percentage), the package calls `\fontsize` with the target size as one of the arguments. If this happens it is up to  $\text{\LaTeX}$ 's font selection scheme to find a font matching this request as closely as possible. By default, `\RSPercentTolerance` is an empty macro, which is interpreted as 30 (percent) when the current font shape group is composed of only discrete sizes (see Section 7.10.3), and as 5 when the font shape definition covers ranges of sizes.

Using a fixed factor of 1.2 for every step may be too limiting in certain cases. For this reason the package additionally offers the more general declarative command `\relscale{factor}` and its variant `\textscale{factor}{text}`, to select the size based on the given *factor*, such as 1.3 (enlarge by 30%).

There are also two commands, `\mathsmaller` and `\mathlarger`, for use in math mode.  $\text{\LaTeX}$  recognizes only four different math sizes, of which two (`\displaystyle` and `\textstyle`) are nearly identical for most symbols, so the application domain of these commands is somewhat limited. With `exscale` addi-

tionally loaded the situation is slightly improved: the `\mathlarger` command, when used in `\displaystyle`, will then internally switch to a larger text font size and afterwards select the `\displaystyle` corresponding to that size.

	$\sum \neq \Sigma$	<pre><code>\usepackage{exscale,relsize} \[\sum\neq\mathlarger{\sum}\] and \$\frac{1}{2}\neq\frac{1}{2}\$ but \$N = N\$ \frac{1}{2}\neq\frac{1}{2}\$ but \$N = \mathlarger{N}\$</code></pre>
3-1-8	<p>and <math>\frac{1}{2} \neq \frac{1}{2}</math> but <math>N = N</math></p>	

These commands will attempt to correctly attach superscripts and subscripts to large operators. For example,

	$\sum_{i=1}^n \neq \sum_{i=1}^n \neq \sum_{i=1}^n \quad \int_0^\infty \neq \int_0^\infty \neq \int_0^\infty$	<pre><code>\usepackage{exscale,relsize} \[\mathsmaller{\sum_{i=1}^n}\neq \sum_{i=1}^n\neq\mathlarger{\sum_{i=1}^n} \qquad \mathsmaller{\int_0^\infty}\neq \int_0^\infty\neq\mathlarger{\int_0^\infty}</code></pre>
3-1-9	<p><math>\sum_{i=1}^n \neq \sum_{i=1}^n \neq \sum_{i=1}^n</math>    <math>\int_0^\infty \neq \int_0^\infty \neq \int_0^\infty</math></p>	

Be aware that the use of these commands inside formulas will hide the true nature of the math atoms inside the argument, so that the spacing in the formula, without further help, might be wrong. As shown in following example, you may have to explicitly use `\mathrel`, `\mathbin`, or `\mathop` to get the correct spacing.

	$a \times b \neq a \times b \neq a \times b$	<pre><code>\usepackage{exscale,relsize} \[\ a\ \times\ b\ \neq\ a\ \mathlarger{\times}\ b\ \neq a\ \mathbin{\mathlarger{\times}}\ b\ \]</code></pre>
3-1-10	<p><math>a \times b \neq a \times b \neq a \times b</math></p>	

Due to these oddities, the `\mathlarger` and `\mathsmaller` commands should not be trusted blindly, and they will not be useful in every instance.

### 3.1.5 `textcase`—Change case of text intelligently

The standard  $\LaTeX$  commands `\MakeUppercase` and `\MakeLowercase` change the characters in their arguments to uppercase or lowercase, respectively, thereby expanding macros as needed. For example,

```
\MakeUppercase{On \today}
```

will result in “ON 28TH OF JULY 2003”. Sometimes this will change more characters than desirable. For example, if the text contains a math formula, then uppercasing this formula is normally a bad idea because it changes its meaning. Similarly, arguments to the commands `\label`, `\ref`, and `\cite` represent semantic information, which, if modified, will result in incorrect or missing references, because  $\LaTeX$  will look for the wrong labels.

```
\MakeTextUppercase{text}   \MakeTextLowercase{text}
```

The package `textcase` by David Carlisle overcomes these defects by providing two alternative commands, `\MakeTextUppercase` and `\MakeTextLowercase`, which recognize math formulas and cross-referencing commands and leave them alone.

## 1 Textcase example

TEXT IN SECTION 1, ABOUT  $a = b$  AND  $\alpha \neq a$

```
\usepackage{textcase}
\section{Textcase example}\label{exa}
\MakeTextUppercase{Text in section-\ref{exa},
  about $a=b$ and \(\alpha \neq a \)}
```

3-1-11

Sometimes portions of text should be left unchanged for one reason or another. With `\NoCaseChange` the package provides a generic way to mark such parts. For instance:

SOME TEXT Some More TEXT

```
\usepackage{textcase}
\MakeTextUppercase{Some text
  \NoCaseChange{Some More} text}
```

3-1-12

If necessary, this method can be used to hide syntactic information, such as

```
\NoCaseChange{\begin{tabular}{ll}} ... \NoCaseChange{\end{tabular}}
```

thereby preventing `tabular` and `ll` from incorrectly being uppercased.

All this works only as long as the material is on the top level. Anything that is inside a group of braces (other than the argument braces to `\label`, `\ref`, `\cite`, or `\NoCaseChange`) will be uppercased or lowercased regardless of its nature.

BOTH OF THESE WILL **FAIL**  $A + B = C$   
*UNFORTUNATELY*

```
\usepackage{textcase}
\MakeTextUppercase{Both of these will
  \textbf{fail $a+b=c$}
  \emph{\NoCaseChange{unfortunately}}}
```

3-1-13

In the above case you could avoid this pitfall by taking the formula out of the argument to `\textbf` and moving `\emph` inside the argument to `\NoCaseChange`. In other situations this kind of correction might be impossible. In such a case the (somewhat cumbersome) solution is to hide the problem part inside a private macro and protect it from expansion during the case change; this method works for the standard  $\TeX$  commands as well, as shown in the next example.

BUT THIS WILL **WORK**  $a + b = c$  ALWAYS

```
\newcommand\mymath{$a+b=c$}
\MakeUppercase{But this will
  \textbf{work \protect\mymath} always}
```

3-1-14

Some classes and packages employ `\MakeUppercase` internally—for example, in running headings. If you wish to use `\MakeTextUppercase` instead, you should

load the `textcase` package with the option `overload`. This option will replace the standard  $\LaTeX$  commands with the variants defined by the package.

### 3.1.6 ulem—Emphasize via underline

$\LaTeX$  encourages the use of the `\emph` command and the `\em` declaration for marking emphasis, rather than explicit font-changing declarations, such as `\bfseries` and `\itshape`. The `ulem` package (by Donald Arseneau) redefines the command `\emph` to use underlining, rather than italics. It is possible to have line breaks and even primitive hyphenation in the underlined text. Every word is typeset in an underlined box, so automatic hyphenation is normally disabled, but explicit discretionary hyphens (`\-`) can still be used. The underlines continue between words and stretch just like ordinary spaces do. As spaces delimit words, some difficulty may arise with syntactical spaces (e.g., "2.3 pt"). Some effort is made to handle such spaces. If problems occur you might try enclosing the offending command in braces, since everything inside braces is put inside an `\mbox`. Thus, braces suppress stretching and line breaks in the text they enclose. Note that nested emphasis constructs are not always treated correctly by this package (see the gymnastics performed below to get the interword spaces correct in which each nested word is put separately inside an `\emph` expression).

No, I did not act in the movie The Persecution and Assassination of Jean-Paul Marat, as performed by the Inmates of the Asylum of Charenton under the direction of the Marquis de Sade! But I did see it.

3-1-15

```
\usepackage{ulem}
```

```
No, I did \emph{not} act in the movie
\emph{\emph{The} \emph{Persecution} \emph{and}
\emph{Assassination} \emph{of} \emph{Jean-Paul}
\emph{Marat}}, as performed by the Inmates of
the Asylum of Charenton under the direc\~tion of
the Marquis de~Sade!} But I \emph{did} see it.
```

Alternatively, underlining can be explicitly requested using the `\uuline` command. In addition, a number of variants are available that are common in editorial markup. These are shown in the next example.

Double underlining (under-line),  
 a wavy underline (under-wave),  
 a line through text (~~strike out~~),  
 crossing out text (~~cross out, X out~~),

3-1-16

```
\usepackage{ulem}
```

```
Double underlining (\uuline{under-line}), \
a wavy underline (\uwave{under-wave}), \
a line through text (\sout{strike out}), \
crossing out text (\xout{cross out, X out}),
```

The redefinition of `\emph` can be turned off and on by using `\normalem` and `\ULforem`. Alternatively, the package can be loaded with the option `normalem` to suppress this redefinition. Another package option is `UWforbf`, which replaces `\textbf` and `\bfseries` by `\uwave` whenever possible.

The position of the line produced by `\uuline` can be set explicitly by specifying a value for the length `\ULdepth`. The default value is font-dependent, denoted

by the otherwise senile value `\maxdimen`. Similarly, the thickness of the line can be controlled via `\ULthickness`, which, for some historical reason, needs to be redefined using `\renewcommand`.

### 3.1.7 soul—Letterspacing or stealing sheep

Frederic Goudy supposedly said, “Anyone who would letterspace black letter would steal sheep”. Whether true or a myth, the topic of letterspacing clearly provokes heated discussions among typographers and is considered bad practice in most situations because it changes the “grey” level of the text and thus disturbs the flow of reading. Nevertheless, there are legitimate reasons for undertaking letterspacing. For example, display type often needs a looser setting and in most fonts uppercase text is improved this way. You may also find letterspacing being used to indicate emphasis, although this exhibits the grey-level problem.

TeX is ill equipped when it comes to supporting letterspacing. In theory, the best solution is to use specially designed fonts rather than trying to solve the problem with a macro package. But as this requires the availability of such fonts, it is not an option for most users. Thus, in practice, the use of a macro-based solution is usually easier to work with, even though it means dealing with a number of restrictions. Some information about the font approach can be found in the documentation for the `fontinst` package [74, 75].

The `soul` package written by Melchior Franz provides facilities for letterspacing and underlining, but maintains TeX’s ability to automatically hyphenate words, a feature not available in `ulem`. The package works by parsing the text to be letterspaced or underlined, token by token, which results in a number of peculiarities and restrictions. Thus, users who only wish to underline a few words and do not need automatic hyphenation are probably better off with `ulem`, which is far less picky about its input.

<code>\caps{text}</code>	<code>\hl{text}</code>	<code>\so{text}</code>	<code>\st{text}</code>	<code>\ul{text}</code>
--------------------------	------------------------	------------------------	------------------------	------------------------

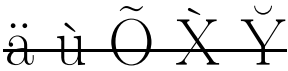
The use of the five main user commands of `soul` are shown in the next example. In cases where TeX’s hyphenation algorithm fails to find the appropriate hyphenation points, you can guide it as usual with the `\-` command. If the `color` package is loaded, `\hl` will work like a text marker, coloring the background using yellow as the default color; otherwise, it will behave like `\ul` and underline its argument.

```
\usepackage{soul,color}
```

```
With the \texttt{soul} package you can
\so{letter\space words and phrases}. Capitals
are \caps{LETTERSAPCED} with a different
command. Interfaces for \ul{underlining},
\st{strikeouts}, and \hl{highlighting} are
also provided.
```

With the `soul` package you can letterspace words and phrases. Capitals are LETTERSPACED with a different command. Interfaces for underlining, ~~strikeouts~~, and highlighting are also provided.

Normally, the soul package interprets one token after another in the argument of `\so`, `\st`, and so on. However, in case of characters that are represented by more than one token (e.g., accented characters) this might fail with some low-level T<sub>E</sub>X error messages. Fortunately, the package already knows about all common accent commands, so these are handled correctly. For others, such as those provided by the `textcomp` package, you can announce them to soul with the help of a `\soulaccent` declaration. The alternative is to surround the tokens by braces.

3-1-18  `\usepackage{soul} \usepackage{textcomp}`  
`\soulaccent{\capitalgrave}`  
`\Huge \st{"a \'u ~0 \capitalgrave X {\capitalbreve Y}}`

The soul package already knows that quotation characters, en dash, and em dash consist of several tokens and handles them correctly. In case of other syntactical ligatures, such as the Spanish exclamation mark, you have to help it along with a brace group.

3-1-19 “So there,” he said. `\usepackage{soul}`  
`¡HOLA—MY FRIEND! \so{‘‘So there,’’} he said. \caps{!}Hola---my \textbf{friend}!`

The soul package also knows about math formulas as long as they are surrounded by `$` signs (the form `\(..\)` is not supported) and it knows about all standard font-changing commands, such as `\textbf`. If you have defined your own font-switching command or use a package that provides additional font commands, you have to register them with soul using `\soulregister`. This declaration expects the font command to be registered as its first argument and the number of arguments (i.e., 0 or 1) for that command to appear as its second argument. Within the soul commands none of the font commands inserts any (necessary) italic correction. If needed, one has to provide it manually using `\/`.

3-1-20 `\newcommand\textsfbf[1]{\textsf{\bfseries#1}}`  
 Here we see **soul** `\usepackage{soul} \soulregister{\textsfbf}{1}`  
 in *action*:  $x \neq y$  OK? `\so{Here we see \textsfbf{soul} in \emph{action}: $x\neq y$ OK?}`

If you look carefully, you will see that the font commands suppress letterspacing directly preceding and following them, such as between “action” and the colon. This can be corrected by adding `\>`, which forces a space.

3-1-21 `\usepackage{soul}`  
**bloody** viz. **bloody** `\so{b1\textbf{oo}dy viz. b1\>\textbf{oo}\>dy}`

Text inside a brace group is regarded as a single object during parsing and is therefore not spaced out. This is handy if certain ligatures are to be kept intact inside spaced-out text. However, this method works only if the text inside the brace group contains no hyphenation points. If it does, you will receive the package error message “Reconstruction failed”. To hide such hyphenation points

you need to put the text inside an `\mbox`, as shown in the second text line of the next example (T<sub>E</sub>X would hyphenate this as “Es-cher”—that is, between the “sch” that we try to keep together). You can also use `\soulomit` to achieve this effect, but then your text will work only when the `soul` package is loaded.

$\text{\textfrak{\so{S{ch}u{tz}vorri{ch}tung}}}$ Gödel, Escher, Bach <u>Temporarily disabling the scanner</u>	<pre style="font-family: monospace;">\usepackage{soul,yfonts} \usepackage[latin1]{inputenc} \textfrak{\so{S{ch}u{tz}vorri{ch}tung}} \par \so{Gödel, E\mbox{sch}er, Bach} \par \ul{Temporarily dis\soulomit{abl}ing the scanner}</pre>	3-1-22
--	---	--------

One of the most important restrictions of the above commands is that they cannot be nested; any attempt to nest `soul` commands will result in low-level T<sub>E</sub>X errors. If you really need nesting you will have to place the inner material in a box, which means you lose the possibility to break the material at a line ending.

<u>This is hell for all of us!</u>	<pre style="font-family: monospace;">\usepackage{soul} \newsavebox\soulbox \sbox\soulbox{\so{ is hell }} \ul{This\mbox{\usebox{\soulbox}}for all of us!}</pre>	3-1-23
------------------------------------	--	--------

A few other commands are special within the argument of `\so` and friends. Spacing out at certain points can be canceled using `\<` or forced with `\>` as we saw above. As usual with L<sup>A</sup>T<sub>E</sub>X a `~` will produce an unbreakable space. The `\&` command is supported, though only in its basic form—no star, no optional argument. You can also use `\linebreak` to break a line at a certain point, but again the optional argument is not supported. Other L<sup>A</sup>T<sub>E</sub>X commands are likely to break the package—some experimentation will tell you what is safe and what produces havoc. The next example shows applications of these odds and ends.

“So there” he said. Let’s produce a spaced out line, OK?	<pre style="font-family: monospace;">\usepackage{soul} \so{‘\&lt;So there\&lt;’ he said. Let’s\ produce a spaced out line\&gt;,\linebreak OK?}</pre>	3-1-24
--	--	--------

`\sodef{cmd}{font}{inter-letter space}{word space}{outer space}`

The `\sodef` declaration allows you to define your own letterspacing commands. It can also be used to overwrite the defaults for `\so`.

The letterspacing algorithm works by putting a certain *inter-letter space* between characters of a word, a certain *word space* between words, and a certain *outer space* at the beginning and end of the letterspaced text section. The latter space is added only if it is appropriate at that point. The default values for these spaces are adjusted for typesetting texts in Fraktur fonts but with the help of the `\sodef` declaration it is easy to adjust them for your own needs. The *font* argument allows you to specify font attributes; in most cases it will be empty. Rather than using explicit dimensions in the other arguments it is advisable to resort to

em values, thereby making your definition depend on the current font and its size.

```
\usepackage{soul}
\sodef\sobf{\bfseries}{.3em}{1em plus .1em}
{1.3em plus.1em minus.2em}
```

3-1-25

Here we **emphasize words** a lot. Here we \sobf{emphasize words} a lot.

While \so or any new command defined via \sodef simply retrieves and executes its stored definition, the \caps command works somewhat differently. It examines the current font and tries to find it (or a close match) in an internal database. It then uses the letterspacing values stored there. You can extend this database using the \capsdef declaration by providing values for individual fonts or groups of fonts. In this way you can fine-tune the letterspacing—for example, for text in headings. It is even possible to keep several such databases and change them on the fly within a document.

```
\capsdef{match spec}{font}{inter-letter space}{word space}{outer space}
```

Apart from the first argument, which is totally different, the other arguments to \capsdef are identical to those of \sodef. The first argument, *match spec*, defines the font (or fonts) to which the current declaration applies.

Its syntax is *encoding*, *family*, *series*, *shape*, and *size* separated by slashes using the naming conventions of NFSS. Empty values match anything, so /// matches any font, /ptm///10 matches all Times fonts in 10 points, and OT1/cmr/m/n/ matches Computer Modern (cmr) medium series (m) normal shape (n) encoded in OT1 in any size. It is also possible to specify size ranges. For example, 5-14 means  $5\text{pt} \leq \textit{size} < 14\text{pt}$  and 14- matches all sizes equal or greater 14pt. Refer to the tables in Chapter 7 for details on the NFSS font naming conventions.

As with \sodef, in most declarations the *font* argument will be empty. On some occasions it may make sense to use \scshape in this place, such as to change the font shape to small caps before applying letterspacing.

Because \caps uses the first matching entry in its database, the order of \capsdef declarations is important. Later declarations are examined first so that it is possible to overwrite or extend existing declarations.

```
\usepackage{titlesec,soul}
\newcommand\allcaps[1]{\MakeUppercase{\caps{#1}}}
\titleformat{\section}[block]{\centering\sffamily}
{\thesection.}{.5em}{\allcaps}
\titlespacing*{\section}{0pt}{8pt}{3pt}
\capsdef{/phv///}{\scshape}{.17em}{.55em}{.4em}
\section*{A Sample Heading}
```

### A SAMPLE HEADING

The \capsdef declaration applies here, because the heading definition specifies sans serif and our examples are typeset with Times and Helvetica (phv).

3-1-26

The \verb=\capsdef= declaration applies here, because the heading definition specifies sans serif and our examples are typeset with Times and Helvetica (\texttt{phv}).



The previous example also contained an interesting combination of `\caps` and `\MakeUppercase`: the command `\allcaps` changes its argument to uppercase and then uses `\caps` to letterspace the result.

```
\capssave{name} \capsselect{name} \capsreset
```

*Customized  
letterspacing for  
different occasions*

With `\capsreset` the database is restored to its initial state containing only a generic default. You can then add new entries using `\capsdef`. The current state of the `\caps` database can be stored away under a *name* by using `\capssave`. You can later retrieve this state by recalling it with `\capsselect`. If you use the `capsdefault` option when loading the package, then all uses of `\caps` that have no matching declaration are flagged by underlining the text.

#### A SAMPLE HEADING

Notice the different letterspacing in the heading and RUNNING TEXT. For Times we have no definition above so that the DEFAULT will match.

```
\usepackage{titlesec} \usepackage[capsdefault]{soul}
\capsdef{/phv///}{\scshape}{.17em}{.55em}{.4em}
\capssave{display} \capsreset
\capsdef{/phv///}{\scshape}{.04em}{.35em}{.35em}
\titlespacing*{\section}{0pt}{8pt}{3pt}
\titleformat{\section}[block]{\centering\sffamily}
{\thesection.}{.5em}{\capsselect{display}\caps}
\section*{A Sample Heading}
Notice the different letterspacing in the heading and
\textsf{\caps{Running Text}}. For Times we have no
definition above so that the \caps{default} will match.
```

3-1-27

*Customizing  
underlining*

The position and the width of the line produced by the `\ul` command can be customized using either `\setul` or `\setuldepth`. The command `\setul` takes two dimensions as arguments: the position of the line in relation to the baseline and the width of the line. Alternatively, `\setuldepth` can be used to specify that the line should be positioned below the text provided as an argument. Finally, `\resetul` will restore the default package settings.

Here we test  
a number of  
different settings.  
And back to normal!

```
\usepackage{soul}
\setul{0pt}{.4pt} \ul{Here we test} \par
\setul{-.6ex}{.3ex} \ul{a number of} \par
\setuldepth{g} \ul{different settings.} \par
\resetul \ul{And back to normal!}
```

3-1-28

Both `\ul` and `\st` use a black rule by default. If you additionally load the color package, you can use colored rules instead and, if desired, modify the highlighting color:

Rules can be in black blue.

```
\usepackage{soul,color}
\sethlcolor{green} \setulcolor{blue} \setstcolor{red}
Rules \hl{can} be in \st{black} \ul{blue}.
```

3-1-29

### 3.1.8 `url`—Typesetting URLs, path names, and the like

E-mail addresses, URLs, path or directory names, and similar objects usually require some attention to detail when typeset. For one thing, they often contain characters with special significance to  $\LaTeX$ , such as `~`, `#`, `&`, `{`, or `}`. In addition, breaking them across lines should be avoided or at least done with special care. For example, it is usually not wise to break at a hyphen, because then it is not clear whether the hyphen was inserted because of the break (as it would be the case with normal words) or was already present. Similar reasons make breaks at a space undesirable. To help with these issues, Donald Arseneau wrote the `url` package, which attempts to solve most of these problems.

<code>\url{text}</code>	<code>\url!text!</code>	<code>\path{text}</code>	<code>\path=text=</code>
-------------------------	-------------------------	--------------------------	--------------------------

The base command provided by the package is `\url`, which is offered in two syntax variants: the *text* argument either can be surrounded by braces (in which case the *text* must not contain unbalanced braces) or, like `\verb`, can be delimited by using an arbitrary character on both sides that is not used inside *text*. (The syntax box above uses `!` and `=` but these are really only examples.) In that second form one can have unbalanced braces in the argument.

The `\path` command is the same except that it always uses typewriter fonts (`\ttfamily`), while `\url` can be customized as we will see below. The argument to both commands is typeset pretty much verbatim. For example, `\url{~}` produces a tilde. Spaces are ignored by default, as can be seen in the following example.

	<code>\usepackage{url}</code>
The $\LaTeX$ project web pages are at <code>http://www.latex-project.org</code> and my home directory is <code>~frank</code> (sometimes).	The $\LaTeX$ project web pages are at <code>\url{http://www . latex-project . org}</code> and my home directory is <code>\path+~frank+</code> (sometimes).

3-1-30

Line breaks can happen at certain symbols (by default, not between letters or hyphens) and in no case can the commands add a hyphen at the break point. Whenever the *text* contains either of the symbols `%` or `#`, or ends with `\`, it cannot be used in the argument to another command without producing errors (just like the `\verb` command). Another case that does not work properly inside the argument of another command is the use of two `^` characters in succession. However, the situation is worse in that case because one might not even get an error but simply incorrect output<sup>1</sup> as the next example shows.

	<code>\usepackage{url}</code>
<code>^frank</code> and <code>^frank</code> (OK)	<code>\url{^frank}</code> and <code>\mbox{\url{^frank}}</code> (OK)\par
<code>^^frank</code> but <code>&amp;rank</code> (bad)	<code>\url{^^frank}</code> but <code>\mbox{\url{^^frank}}</code> (bad)

3-1-31

<sup>1</sup>It depends on the letter that is following. An uppercase F instead of the lowercase f would produce an error.

Even if the *text* does not contain any critical symbols, it is always forbidden to use such a command inside a moving argument—for instance, the argument of a `\section`. If used there, you will get the error message

```
! Undefined control sequence.
\Url Error ->\url used in a moving argument.
```

followed by many strange errors. Even the use of `\protect` will not help in that case. So what can be done if one needs to cite a path name or a URL in such a place? If you are prepared to be careful and only use “safe” characters inside *text*, then you can enable the commands for use in moving arguments by specifying the option `allowmove` when loading the package. But this does not help if you actually need a character like “#”. In that case the solution is to record the information first using `\urldef` and then reuse it later.

```
\urldef{cmd}{url-cmd}{text}   \urldef{cmd}{url-cmd}=text=
```

The declaration `\urldef` defines a new command *cmd* to contain the *url-cmd* (which might be `\url`, `\path`, or a newly defined command—see below) and the *text* in a way such that they can be used in any place, including a moving argument. The *url-cmd* is not executed at this point, which means that style changes can still affect the typesetting (see Example 3-1-33 on the facing page). Technically, what happens is that the `\catcodes` of characters in *text* are frozen during the declaration, so that they cannot be misinterpreted in places like arguments.

## 1 ^^frank~#\$\ works?

It does—in contrast to the earlier example.

```
\usepackage{url}
\urldef\test\path{^^frank~#}$}
\section{\test{} works?}
It does---in contrast to the earlier example.
```

3-1-32

```
\urlstyle{style}
```

We have already mentioned style changes. For this task the `url` package offers the `\urlstyle` command, which takes one mandatory argument: a named *style*. Predefined styles are `rm`, `sf`, `tt`, and `same`. The first three select the font family of that name, while the `same` style uses the current font and changes only the line breaking.

The `\url` command uses whatever style is currently in force (the default is `tt`, i.e., typewriter), while `\path` internally always switches to the `tt` style. In the following example we typeset a URL saved in `\lproject` several times using different styles. The particular example may look slightly horrifying, but imagine how

it would have looked if the URL had not been allowed to split at all in this narrow measure.

<p><i>Zapf Chancery!</i>    <code>http://www.latex-project.org</code> (<i>default setup</i>)  <code>http://www.latex-project.org</code>  <i>(CM Roman)</i>    <code>http://www.latex-project.org</code> (<i>CM Sans Serif</i>)    <code>http://www.latex-project.org</code> (<i>CM Typewriter</i>)    <code>http://www.latex-project.org</code> (<i>Zapf Chancery</i>)</p>	<pre>\usepackage[hyphens]{url} \urldef\lprojecturl{http://www.latex-project.org} \fontfamily{pzc}\selectfont Zapf Chancery! \lproject\ (default setup) \quad \urlstyle{rm}\lproject\ (CM Roman) \quad \urlstyle{sf}\lproject\ (CM Sans Serif) \quad \urlstyle{tt}\lproject\ (CM Typewriter) \quad \urlstyle{same}\lproject\ (Zapf Chancery)</pre>
--	---

3-1-33

If you studied the previous example closely you will have noticed that the option `hyphens` was used. This option allows breaking at explicit hyphens, something normally disabled for `\url`-like commands. Without this option breaks would have been allowed only at the periods, after the colon, or after “//”.

As mentioned earlier spaces inside *text* are ignored by default. If this is not desired one can use the option `obeyspaces`. However, this option may introduce spurious spaces if the `\url` command is used inside the argument of another command and *text* contains any “\” character. In that case `\urldef` solves the problem. Line breaks at spaces are not allowed unless you also use the option `spaces`.

*Spaces in the argument*

The package automatically detects which font encoding is currently in use. In case of T1 encoded fonts it will make use of the additional glyphs available in this encoding, which improves the overall result.

The package offers two hooks, `\UrlLeft` and `\UrlRight`, that by default do nothing but can be redefined to typeset material at the left or right of *text*. The material is typeset in the same fashion as the *text*. For example, spaces are ignored unless one uses `\_` or specifies `obeyspaces` as an option. If the commands are redefined at the top level, they act on every `\url`-like command. See Example 3-1-34 on the next page for a possibility to restrict their scope.

*Appending material at left or right*

`\DeclareUrlCommand{cmd}{style-information}`

It is sometimes helpful to define your own commands that work similarly to `\url` or `\path` but use their own fonts, and so on. The command `\DeclareUrlCommand` can be used to define a new `\url`-like command or to modify an existing one. It takes two arguments: the command to define or change and the *style-information* (e.g., `\urlstyle`).

*Defining URL-like commands*

In the next example, we define `\email` to typeset e-mail addresses in `rm` style, prepending the string “e-mail: ” via `\UrlLeft`. The example clearly shows that the scope for this redefinition is limited to the `\email` command. If you look closely,

you can see that a space inside `\UrlLeft` (as in the top-level definition) has no effect, while `\_` produces the desired result.

```

\usepackage{url}
\renewcommand\UrlLeft{<url: }
\renewcommand\UrlRight{>}
\DeclareUrlCommand\email{\urlstyle{rm}}%
  \renewcommand\UrlLeft{e-mail:\ }%
  \renewcommand\UrlRight{}}
<url:http://www.latex-project.org> \url{http://www.latex-project.org} \par
e-mail: frank.mittelbach@latex-project.org \email{frank.mittelbach@latex-project.org} \par
<url:$HOME/figures> oops, wrong! \path{$HOME/figures} oops, wrong!

```

3-1-34

The `url` package offers a number of other hooks that influence line breaking, among them `\UrlBreaks`, `\UrlBigBreaks`, and `\UrlNoBreaks`. These hooks can be redefined in the *style-information* argument of `\DeclareUrlCommand` to set up new or special conventions. For details consult the package documentation, which can be found at the end of the file `url.sty`.

### 3.1.9 euro—Converting and typesetting currencies

To ease the calculations needed to convert between national units and the euro, Melchior Franz developed the package `euro`. In fact, the package converts arbitrary currencies using the euro as the base unit. The calculations are done with high precision using the `fp` package written by Michael Mehlich. The formatting is highly customizable on a per-currency basis, so that this package can be used for all kind of applications involving currencies whether or not conversions are needed.

```
\EURO{from-currency}[to-currency]{amount}
```

The main command `\EURO` converts an *amount* in *from-currency* into *to-currency* or, if this optional argument is missing, into euros. The arguments *from-currency* and *to-currency* are denoted in ISO currency codes, as listed in Table 3.1 on the facing page. When inputting the *amount* a dot must separate the integer value from any fractional part, even if the formatted number uses a different convention.

With the default settings the *amount* is displayed in the *from-currency* with the converted value in the *to-currency* shown in parentheses.

```

\usepackage{euro}
\EURO{DEM}[FRF]{7}\quad \EURO{FRF}[DEM]{23.48}
\\
\EURO{EUR}[DEM]{10.00}\quad \EURO{DEM}{20}

```

7 DM (23,48 FRF) 23,48 FRF (7 DM)  
10 Euro (19,56 DM) 20 DM (10,23 Euro)

3-1-35

EUR	Europe	GRD	Greece
ATS	Austria	IEP	Ireland
BEF	Belgium	ITL	Italy
DEM	Germany	LUF	Luxembourg
ESP	Spain	NLG	The Netherlands
FIM	Finland	PTE	Portugal
FRF	France		

Table 3.1: ISO currency codes of the *euro* and the 12 *euro-zone* countries

The package offers a number of options to influence the general style of the output (unless overwritten by the more detailed formatting declarations discussed below). With `eco` the ISO codes precede the value and no customized symbols are used; with `dots` a period is inserted between every three-digit group (the default is to use a small space). *The package options*

By default, integer amounts are printed as such, without adding a decimal separator and a (zero) fractional part. If the `table` option is specified this behavior is globally changed and either a — (option `emdash`, also the default), a - (option `endash`), or the right number of zeros (option `zeros`) is used.

			<code>\usepackage[eco,table,endash]{euro}</code>
	DEM 7,- (FRF 23,48)	FRF 23,48 (DEM 7,-)	<code>\EURO{DEM}[FRF]{7}\quad \EURO{FRF}[DEM]{23.48}</code>
3-1-36	EUR 10,- (DEM 19,56)	DEM 20,- (EUR 10,23)	<code>\ \EURO{EUR}[DEM]{10.00}\quad \EURO{DEM}{20}</code>

The more detailed output customizations, which we discuss below, can be placed anywhere in the document. It is, however, advisable to keep them together in the preamble, or even to put them into the file `euro.cfg`, which is consulted upon loading the package.

The monetary symbols typeset can be adjusted with a `\EUROSYM` declaration; as defaults the package uses the ISO codes for most currencies. The example below changes the presentation for lira and euro using the currency symbols from the `textcomp` package. It also uses `dots` to help with huge lira amounts.

			<code>\usepackage{textcomp}\usepackage[dots]{euro}</code>
			<code>\EUROSYM{ITL}{\textlira}\EUROSYM{EUR}{\texteuro}</code>
3-1-37	10.000 £ (5,16 €)	1.000 DM (989.999 £)	<code>\EURO{ITL}{10000}\quad \EURO{DEM}[ITL]{1000}</code>

The package is well prepared for new countries to join the euro-zone. In fact, it is well prepared to deal with conversions from and to any currency as long as the conversion rate to the euro is known. To add a new currency use the `\EUROADD` declaration, which takes three arguments: the ISO currency code, the symbol or text to display for the currency, and the conversion rate to the euro. The next

example makes the British pound available. Note the abbreviation `\GBP`, which makes the input a bit easier.

14,90 £ (23,29 €)	<code>\usepackage{eurosans,euro}</code>	
10 £ (102,54 FRF)	<code>\EUROADD{GBP}{\textsterling}{0.6397} % 2002/12/21</code>	
10 € (6,40 £)	<code>\newcommand*\GBP{\EURO{GBP}} \EUROSYM{EUR}{\euro}</code>	
	<code>\noindent \GBP{14.9}\ \ GBP[FRF]{10}\ \ EURO{EUR}[GBP]{10}</code>	3-1-38

The conversion rates for the national currencies of the euro-zone countries are fixed (and predefined by the package). With other currencies the rates may change hourly, so you have to be prepared for frequent updates.

The package allows you to tailor the presentation via `\EUROFORMAT` declarations, either to provide new defaults or to adjust the typesetting of individual currencies. The first argument specifies which part of the formatting should be adjusted, and the second argument describes the formatting.

The `main` format specifies how the source and target currencies are to be arranged using the reserved keywords `\in` and `\out` to refer to the source and target currencies, respectively. In the example below the first line implements a format close to the default, the second line displays the result of the conversion, and the third line does not show the conversion at all (although it happens behind the scenes). The latter is useful if you want to make use of the currency formatting features of the package without being interested in any conversion.

	<code>\usepackage{euro}</code>	
1 000 DM (= 3 353,85 FRF)	<code>\EUROFORMAT{main}{\in\ (=,\,out)} \EURO{DEM}[FRF]{1000}\par</code>	
3 353,85 FRF	<code>\EUROFORMAT{main}{\out} \EURO{DEM}[FRF]{1000}\par</code>	
1 000 DM	<code>\EUROFORMAT{main}{\in} \EURO{DEM} {1000}</code>	3-1-39

The `in` and `out` formats specify how the source and target currencies should be formatted using the reserved keywords `\val` (monetary amount), `\iso` (currency code), and `\sym` (currency symbol if defined; ISO code otherwise).

	<code>\usepackage{euro}</code>	
	<code>\EUROFORMAT{in}{\sym~\val} \EUROFORMAT{out}{\iso~\val}</code>	
DM 1 000 (FRF 3 353,85)	<code>\EURO{DEM}[FRF]{1000}</code>	3-1-40

Perhaps more interesting are the possibilities to influence the formatting of monetary amounts, for which the package offers five declarations to be used in the second argument to `\EUROFORMAT`. The `\round` declaration specifies where to round the monetary amount: positive values round to the integer digits and negative values to the fractional digits. For example, `\round{-3}` means show and round to three fractional digits. The `\form` declaration takes three arguments: the integer group separator (default `\,`), the decimal separator (default a comma), and the fractional group separator (default `\,`).

The first argument can be either `all` to define the default number formatting or an ISO currency code to modify the formatting for a single currency.

<div style="border: 1px solid black; padding: 2px; display: inline-block;">3-1-41</div>	<pre> 1,022.5838 Euro -335.3855 FRF 9,900,000 Lit. </pre>	<pre> \usepackage{euro} \EUROFORMAT{main}{\out} \EUROFORMAT{all}{\round{-4}\form{,}{\textperiodcentered}{}} \EUROFORMAT{ITL}{\round{2}} \noindent \EURO{DEM}{2000}\ \EURO{DEM}[FRF]{-100}\ \ \EURO{DEM}[ITL]{10000} </pre>
---	---	--

The `\minus` declaration formats negative values by executing its first argument before the number and its second argument after it (default `\minus{${}$}`). The number itself is typeset unsigned, so that a minus sign has to be supplied by the declaration. The `\plus` declaration is the analogue for dealing with positive numbers (default `\plus{${}$}`).

<div style="border: 1px solid black; padding: 2px; display: inline-block;">3-1-42</div>	<pre> +1 022,58 Euro  -335,39 FRF </pre>	<pre> \usepackage{color,euro} \EUROFORMAT{main}{\out} \EUROFORMAT{all}{\plus{\${}\$}\minus{\color{blue}\${}\$}} \EURO{DEM}{2000}\quad \EURO{DEM}[FRF]{-100} </pre>
---	--	--

The `\zero` declaration takes three arguments to describe what to do if everything is zero, the integer part is zero, or the fractional part is zero. In the first and third arguments, the decimal separator has to be entered as well, so it should correspond to the default or the value given in the `\form` command.

<div style="border: 1px solid black; padding: 2px; display: inline-block;">3-1-43</div>	<pre> 0,00 €  0,51 €  1,- € </pre>	<pre> \usepackage{eurosans,euro} \EUROFORMAT{main}{\out} \EUROSYM{EUR}{\euro} \EUROFORMAT{all}{\zero{0,00}{0}{,}{--}} \EURO{DEM}{0}\quad \EURO{DEM}{1}\quad \EURO{EUR}{1} </pre>
---	------------------------------------	--

### 3.1.10 lettrine—Dropping your capital

In certain types of publications you may find the first letter of some paragraphs being highlighted by means of an enlarged letter often dropped into the paragraph body (so that the paragraph text flows around it) and usually followed by the first phrase or sentence being typeset in a special font. Applications range from chapter openings in novels, or indications of new thoughts in the text, to merely decorative elements to produce lively pages in a magazine. This custom can be traced back to the early days of printing, when such initials were often hand-colored after the printing process was finished. It originates in the manuscripts of the Middle Ages; that is, it predates the invention of printing.

`\lettrine[key/val-list]{initial}{text}`

The package `lettrine` written by Daniel Flipo lets you create such initials by providing the command `\lettrine`. In its simplest form it takes two arguments: the



letter to become an initial and the follow-up text to be typeset in a special font, by default in `\scshape`.

**L**A MOITIÉ DES PASSAGERS, affaiblis, expirants de ces angoisses inconcevables que le roulis d'un vaisseau porte dans les nerfs et dans toutes les humeurs du corps agitées en sens contraire, ...

```
\usepackage{lettrine} \usepackage[latin1]{inputenc}
\usepackage[french]{babel}
\lettrine{L}{a moitié des passagers,} affaiblis,
expirants de ces angoisses inconcevables que le
roulis d'un vaisseau porte dans les nerfs et
dans toutes les humeurs du corps agitées en sens
contraire, \ldots
```

3-1-44

The font used for the initial is, by default, a larger size of the current text font. Alternatively, you can specify a special font family by redefining the command `\LettrineFontHook` using standard NFSS commands. Similarly, the font used for the text in the second argument can be modified by changing `\LettrineTextFont`.

Because the `\lettrine` command calculates the initial size to fit a certain number of lines, you need scalable fonts to obtain the best results. As the examples in this book are typeset in Adobe Times and Helvetica by default, we have no problems here. Later examples use Palatino, which is also a scalable Type 1 font. But if you use a bitmapped font, such as Computer Modern, you might have to use special `.fd` files (see Chapter 7, pages 419ff) to achieve acceptable results.

**L**A MOITIÉ DES PASSAGERS, affaiblis, expirants de ces angoisses inconcevables que le roulis d'un vaisseau porte dans les nerfs et dans toutes les humeurs du corps agitées en sens contraire, ...

```
\usepackage{lettrine} \usepackage[latin1]{inputenc}
\usepackage[french]{babel}
\renewcommand\LettrineFontHook{\sffamily\bfseries}
\renewcommand\LettrineTextFont{\sffamily\scshape}
\lettrine{L}{a moitié des passagers,} affaiblis,
expirants de ces angoisses inconcevables que le
roulis d'un vaisseau porte dans les nerfs et
dans toutes les humeurs du corps agitées en sens
contraire, \ldots
```

3-1-45

Many books on typography give recommendations about how to best set large initials with respect to surrounding text. For highest quality it is often necessary to manually adjust the placement depending on the shape of the initial. For example, it is often suggested that letters with a projecting left stem should overhang into the margin. The `\lettrine` command caters to this need by supporting an optional argument in which you can specify adjustments in the form of a comma-separated list of key/value pairs.

The size of the initial is calculated by default to have a height of two text lines (stored in `\DefaultLines`); with the keyword `lines` you can change this value to a different number of lines. There is an exception: if you specify `lines=1` the initial is still made two lines high, but instead of being dropped is placed onto the baseline of the first text line.

If you want a dropped initial that also extends above the first line of text, then use the keyword `loversize`. A value of `.2` would enlarge the initial by 20%. The default value for this keyword is stored in `\DefaultLoversize`. This keyword is also useful in conjunction with `lraise` (default 0 in `\DefaultLraise`). In case of an initial with a large descender such as a “Q” you may have to raise the initial to avoid it overprinting following lines. In that case `loversize` can be used to reduce the height so as to align the initial properly.

With the keyword `lhang` you specify how much the initial extends into the margin. The value is specified as a fraction—that is, between 0 and 1. Its document default is stored in `\DefaultLhang`.

**Q**UAND ILS FURENT revenus un peu à eux, ils marchèrent vers Lisbonne; il leur restait quelque argent, avec lequel ils espéraient se sauver de la faim après avoir échappé à la tempête ...

3-1-46

```
\usepackage{palatino,lettrine}
\usepackage[latin1]{inputenc}
\usepackage[french]{babel}
\lettrine[lines=3, loversize=-0.1, lraise=0.1,
lhang=.2]{Q}{uand ils furent} revenus un peu à eux,
ils marchèrent vers Lisbonne ; il leur restait quelque
argent, avec lequel ils espéraient se sauver de la
faim après avoir échappé à la tempête \ldots
```

The distance between the initial and the following text in the first line is controlled by the command `\DefaultFindent` (default `0pt`) and can be overwritten using the keyword `findent`. The indentation of following lines is by default `0.5em` (stored in `\DefaultNindent`) but can be changed through the keyword `nindent`. If you want to specify a sloped indentation you can use the keyword `slope`, which applies from the third line onward. Again the default value can be changed via the command `\DefaultSlope`, though it seems questionable that you would ever want anything different than `0pt` since a slope is normally only used for letters like “A” or “V”.

**A**PEINE ONT-ILS MIS le pied dans la ville en pleurant la mort de leur bienfaiteur, qu’ils sentent la terre trembler sous leurs pas; ...

3-1-47

```
\usepackage{palatino,lettrine}
\usepackage[latin1]{inputenc}
\usepackage[french]{babel}
\lettrine[lines=4, slope=0.6em, findent=-1em,
nindent=0.6em]{À} { peine ont-ils mis} le pied dans
la ville en pleurant la mort de leur bienfaiteur,
qu’ils sentent la terre trembler sous leurs pas; \ldots
```

The example above clearly demonstrates that the size calculation for the initial does not take accents into account, which is normally the desired behavior. It is nevertheless possible to manually adjust the size using `loversize`.

To attach material to the left of the initial, such as some opening quote, you can use the keyword `ante`. It is the only keyword for which no command exists to set the default.

By modifying the default settings you can easily adapt the package to typeset initials the way you like. This can be done either in the preamble or in a file with the name `lettrine.cfg`, which is loaded if found.

### 3.1.11 Paragraph justification in L<sup>A</sup>T<sub>E</sub>X

For formatting paragraphs L<sup>A</sup>T<sub>E</sub>X deploys the algorithms already built into the T<sub>E</sub>X program, which by default produce justified paragraphs. In other words, spaces between words will be slightly stretched or shortened to produce lines of equal length. T<sub>E</sub>X achieves this outcome with an algorithm that attempts to find an optimal solution for a whole paragraph, using the current settings of about 20 internal parameters. They include aspects such as trying to produce visually compatible lines, such that a tight line is not followed by one very loosely typeset, or considering several hyphens in a row as a sign of bad quality. The interactions between these parameters are very subtle and even experts find it difficult to predict the results when tweaking them. Because the standard settings are suitable for nearly all applications, we describe only some of the parameters in this book. Appendix B.3.3 discusses how to trace the algorithm. If you are interested in delving further into the matter of automatic paragraph breaking, refer to *The T<sub>E</sub>Xbook* [82, chap.14], which describes the algorithm in great of detail, or to the very interesting article by Michael Plass and Donald Knuth on the subject, which is reprinted in [98].

The downside of the global optimizing approach of T<sub>E</sub>X, which you will encounter sooner or later, is that making small changes, like correcting a typo near the end of a paragraph, can have drastic and surprising effects, as it might affect the line breaking of the whole paragraph. It is possible, and not even unlikely, that, for example, the *removal* of a word might actually result in making a paragraph one line *longer*. This behavior can be very annoying if you are near the end of finishing an important project (like the second edition of this book) and a correction wreaks havoc on your already manually adjusted page breaks. In such a situation it is best to place `\linebreak` or `\pagebreak` commands into strategic places to force T<sub>E</sub>X to choose a solution that it would normally consider inferior. To be able to later get rid of such manual corrections you can easily define your own commands, such as

```
\newcommand\finallinebreak{\linebreak}
```

rather than using the standard L<sup>A</sup>T<sub>E</sub>X commands directly. This helps you to distinguish the layout adjustments for a particular version from other usages of the original commands—a method successfully used in the preparation of this book.


The interword spacing in a justified paragraph (the white space between individual words) is controlled by several T<sub>E</sub>X parameters—the most important ones are `\tolerance` and `\emergencystretch`. By setting them suitably for your document you can prevent most or all of the “Overfull box” messages without any manual line breaks. The `\tolerance` command is a means for setting how much the interword space in a paragraph is allowed to diverge from its optimum value.<sup>1</sup> This command is a T<sub>E</sub>X (not L<sup>A</sup>T<sub>E</sub>X) counter and therefore it has an uncommon

---

<sup>1</sup>The optimum is font defined; see Section 7.10.3 on page 428.

assignment syntax—for example, `\tolerance=500`. Lower values make T<sub>E</sub>X harder to stay near the optimum; higher values allow for loose typesetting. The default value is often 200. When T<sub>E</sub>X is unable to stay in the given tolerance you will find overfull boxes in your output (i.e., lines sticking out into the margin like this).

Enlarging the value of `\tolerance` means that T<sub>E</sub>X will also consider poorer but still acceptable line breaks, instead of turning the problem over to you for manual intervention. Sensible values are between 50 and 9999. Do not use 10000 or higher, as it allows T<sub>E</sub>X to produce arbitrary bad lines (like this one).

 Careful with T<sub>E</sub>X's idea about infinitely bad

If you really need fully automated line breaking, it is better to set the length parameter `\emergencystretch` to a positive value. If T<sub>E</sub>X cannot break a paragraph without producing overfull boxes (due to the setting of `\tolerance`) and `\emergencystretch` is positive, it will add this length as stretchable space to every line, thereby accepting line-breaking solutions that have been rejected before. You may get some underfull box messages because all the lines are now set in a loose measure, but this result will still look better than a single horrible line in the middle of an otherwise perfectly typeset paragraph.

L<sup>A</sup>T<sub>E</sub>X has two predefined commands influencing the above parameters: `\fussy`, which is the default, and `\sloppy`, which allows for relatively bad lines. The `\sloppy` command is automatically applied by L<sup>A</sup>T<sub>E</sub>X in some situations (e.g., when typesetting `\marginpar` arguments or `p` columns in a `tabular` environment) where perfect line breaking is seldom possible due to the narrow measure.

### Unjustified text

While the theory on producing high-quality justified text is well understood (even though surprisingly few typesetting systems other than T<sub>E</sub>X use algorithms that can produce high quality other than by chance), the same cannot be said for the situation when unjustified text is being requested. This may sound strange at first hearing. After all, why should it be difficult to break a paragraph into lines of different length? The answer lies in the fact that we do not have quantifiable quality measures that allow us to easily determine whether a certain breaking is good or bad. In comparison to its work with justified text, T<sub>E</sub>X does a very poor job when asked to produce unjustified paragraphs. Thus, to obtain the highest quality we have to be prepared to help T<sub>E</sub>X far more often by adding explicit line breaks in strategic places. A good introduction to the problems in this area is given in an article by Paul Stiff [154].

The main type of unjustified text is the one in which lines are set flush left but are unjustified at the right. For this arrangement L<sup>A</sup>T<sub>E</sub>X offers the environment `flushleft`. It typesets all text in its scope “flush left” by adding very stretchable white space at the right of each line; that is, it sets the internal parameter `\rightskip` to `0pt plus 1fil`. This setting often produces very ragged-looking paragraphs as it makes all lines equally good independent of the amount of text they contain. In addition, hyphenation is essentially disabled because a hyphen

adds to the “badness” of a line and, as there is nothing to counteract it,  $\TeX$ ’s paragraph-breaking algorithm will normally choose line breaks that avoid them.

“The  $\LaTeX$  document preparation system is a special version of Donald Knuth’s  $\TeX$  program.  $\TeX$  is a sophisticated program designed to produce high-quality typesetting, especially for mathematical text.”

```
\begin{flushleft}
‘‘The \LaTeX{} document preparation system is a special
version of Donald Knuth’s \TeX{} program. \TeX{} is a
sophisticated program designed to produce high-quality
typesetting, especially for mathematical text.’’
\end{flushleft}
```

3-1-48

In summary,  $\LaTeX$ ’s `flushleft` environment is not particularly well suited to continuous unjustified text, which should vary at the right-hand boundary only to a certain extent and where appropriate should use hyphenation (see the next section for alternatives). Nevertheless, it can be useful to place individual objects, like a graphic, flush left to the margin, especially since this environment adds space above and below itself in the same way as list environments do.

Another important restriction is the fact that the settings chosen by this environment have no universal effect, because some environments (e.g., `minipage` or `tabular`) and commands (e.g., `\parbox`, `\footnote`, and `\caption`) restore the alignment of paragraphs to full justification. That is, they set the `\rightskip` length parameter to `0pt` and thus cancel the stretchable space at the right line endings. A way to automatically deal with this problem is provided by the package `ragged2e` (see next section).

Other ways of typesetting paragraphs are flush right and centered, with the `flushright` and `center` environments, respectively. In these cases the line breaks are usually indicated with the `\` command, whereas for ragged-right text (the `flushleft` environment discussed above) you can let  $\LaTeX$  do the line breaking itself (if you are happy with the resulting quality).

The three environments discussed in this section work by changing declarations that control how  $\TeX$  typesets paragraphs. These declarations are also available as  $\LaTeX$  commands, as shown in the following table of correspondence:

<i>environment:</i>	<code>center</code>	<code>flushleft</code>	<code>flushright</code>
<i>command:</i>	<code>\centering</code>	<code>\raggedright</code>	<code>\raggedleft</code>

The commands neither start a new paragraph nor add vertical space, unlike the corresponding environments. Hence, the commands can be used inside other environments and inside a `\parbox`, in particular, to control the alignment in `p` columns of an `array` or `tabular` environment. Note, however, that if they are used in the last column of a `tabular` or `array` environment, the `\` is no longer available to denote the end of a row. Instead, the command `\tabularnewline` can be used for this purpose (see also Section 5.2.1).

### 3.1.12 ragged2e—Enhancing justification

The previous subsection discussed the deficiencies of  $\LaTeX$ 's `flushleft` and `flushright` environments. The package `ragged2e` written by Martin Schröder sets out to provide alternatives that do not produce such extreme raggedness. This venture is not quite as simple as it sounds, because it is not enough to set `\rightskip` to something like `0pt plus 2em`. Notwithstanding the fact that this would result in  $\TeX$  trying hard to keep the line endings within the `2em` boundary, there remains a subtle problem: by default, the interword space is also stretchable for most fonts. Thus, if `\rightskip` has only finite stretchability,  $\TeX$  will distribute excess space equally to all spaces. As a result, the interword spaces will have different width, depending on the amount of material in the line. The solution is to redefine the interword space so that it no longer can stretch or shrink by specifying a suitable (font-dependent) value for `\spaceskip`. This internal  $\TeX$  parameter, if nonzero, represents the current interword space, overwriting the default that is defined by the current font.

By default, the package does not modify the standard  $\LaTeX$  commands and environments discussed in the previous section, but instead defines its own using the same names except that some letters are uppercased.<sup>1</sup> The new environments and commands are given in the following correspondence table:

<i>environment:</i>	<code>Center</code>	<code>FlushLeft</code>	<code>FlushRight</code>
<i>command:</i>	<code>\Centering</code>	<code>\RaggedRight</code>	<code>\RaggedLeft</code>

They differ from their counterparts of the previous section not only in the fact that they try to produce less ragged output, but also in their attempt to provide additional flexibility by easily letting you change most of their typesetting aspects.

As typesetting the mixed-case commands and environments is somewhat tedious, you can overload the original commands and environments, such as `\raggedright`, with the new definitions by supplying the `newcommands` option when loading the package.

*Overloading the original commands*

The package offers a large number of parameters to define the exact behavior of the new commands and environments (see Table 3.2 on the next page). For `\RaggedRight` or `FlushLeft` the white space added at the right of each line can be specified as `\RaggedRightRightskip`, the one at the left can be specified as `\RaggedRightLeftskip`, the paragraph indentation to use is available as `\RaggedRightParindent`, and even the space added to fill the last line is available as `\RaggedRightParfillskip`. Similarly, the settings for `\Centering` and `\RaggedLeft` can be altered; just replace `RaggedRight` in the parameter names with either `Centering` or `RaggedLeft`.

To set a whole document unjustified, specify `document` as an option to the `ragged2e` package. For the purpose of justifying individual paragraphs the

*Unjustified setting as the default*

<sup>1</sup>This is actually against standard naming conventions. In most packages mixed-case commands indicate interface commands to be used by designers in class files or in the preamble, but not commands to be used inside documents.

<code>\RaggedLeftParindent</code>	Opt	<code>\RaggedLeftLeftskip</code>	Opt plus 2em
<code>\RaggedLeftRightskip</code>	Opt	<code>\RaggedLeftParfillskip</code>	Opt
<code>\CenteringParindent</code>	Opt	<code>\CenteringLeftskip</code>	Opt plus 2em
<code>\CenteringRightskip</code>	Opt plus 2em	<code>\CenteringParfillskip</code>	Opt
<code>\RaggedRightParindent</code>	Opt	<code>\RaggedRightLeftskip</code>	Opt
<code>\RaggedRightRightskip</code>	Opt plus 2em	<code>\RaggedRightParfillskip</code>	Opt plus 1fil
<code>\JustifyingParindent</code>	1 em	<code>\JustifyingParfillskip</code>	Opt plus 1fil

Table 3.2: Parameters used by ragged2e

package offers the command `\justifying` and the environment `justify`. Both can be customized using the length parameters `\JustifyingParindent` and `\JustifyingParfillskip`.

Thus, to produce a document with a moderate amount of raggedness and paragraphs indented by 12pt, you could use a setting like the one in the following example (compare it to Example 3-1-48 on page 104).

“The  $\LaTeX$  document preparation system is a special version of Donald Knuth’s  $\TeX$  program.  $\TeX$  is a sophisticated program designed to produce high-quality typesetting, especially for mathematical text.”

```
\usepackage[document]{ragged2e}
\setlength\RaggedRightRightskip{0pt plus 1cm}
\setlength\RaggedRightParindent{12pt}
‘‘The \LaTeX{} document preparation system is a special
version of Donald Knuth’s \TeX{} program. \TeX{} is a
sophisticated program designed to produce high-quality
typesetting, especially for mathematical text.’’
```

3-1-49

*Unjustified settings  
in narrow columns*

In places with narrow measures (e.g., `\marginpars`, `\parboxes`, `minipage` environments, or `p-columns` of tabular environments), the justified setting usually produces inferior results. With the option `raggedrightboxes`, paragraphs in such places are automatically typeset using `\RaggedRight`. If necessary, `\justifying` can be used to force a justified paragraph in individual cases.

*The default values*

The use of `em` values in the defaults (see Table 3.2) means that special care is needed when loading the package, as the `em` is turned into a real dimension at this point! The package should therefore be loaded *after* the body font and size have been established—for example, after font packages have been loaded.

Instead of using the defaults listed in Table 3.2, one can instruct the package to mimic the original  $\LaTeX$  definitions by loading it with the option `originalparameters` and then changing the parameter values as desired.

### 3.1.13 setspace—Changing interline spacing

The `\baselineskip` command is  $\TeX$ ’s parameter for defining the *leading* (normal vertical distance) between consecutive baselines. Standard  $\LaTeX$  defines a leading approximately 20% larger than the design size of the font (see Section 7.9.1 on

page 413). Because it is not recommended to change the setting of `\baselineskip` directly,  $\text{\LaTeX}$  provides the `\baselinestretch` command to allow for changing `\baselineskip` at all sizes globally.

Be aware that after the `\renewcommand{\baselinestretch}{1.5}` command is issued, the leading will not increase immediately. A font size changing command (e.g., `\small`, `\Large`) must be executed to make the new value take effect.

The package `setspace` (by Geoffrey Tobin and others) provides commands and environments for typesetting with variable spacing (primarily double and one-and-a-half). Three commands—`\singlespacing`, `\onehalfspacing`, and `\doublespacing`—are available for use in the preamble to set the overall spacing for the document. Alternatively, a different spacing value can be defined by placing a `\setstretch` command in the preamble. It takes the desired spacing factor as a mandatory argument. In the absence of any of the above commands, the default setting is single spacing.

To change the spacing inside a document three specific environments—`singlespace`, `onehalfspace`, and `doublespace`—are provided. They set the spacing to single (default), one-and-a-half, and double spacing, respectively. These environments cannot be nested.

In the beginning God created the heaven and the earth. Now the earth was unformed and void, and darkness was upon the face of the deep; and the spirit of God hovered over the face of the waters.

3-1-50

```
\usepackage{setspace}
```

```
\begin{doublespace}
```

```
In the beginning God created the heaven
and the earth. Now the earth was unformed
and void, and darkness was upon the face
of the deep; and the spirit of God
hovered over the face of the waters.
```

```
\end{doublespace}
```

For any other spacing values the generic environment `spacing` should be used. Its mandatory parameter is the value of `\baselinestretch` for the text enclosed by the environment.

In the beginning God created the heaven and the earth. Now the earth was unformed and void, and darkness was upon the face of the deep; and the spirit of God hovered over the face of the waters.

3-1-51

```
\usepackage{setspace}
```

```
\begin{spacing}{2.0}
```

```
In the beginning God created the heaven
and the earth. Now the earth was unformed
and void, and darkness was upon the face
of the deep; and the spirit of God
hovered over the face of the waters.
```

```
\end{spacing}
```

In the above example the coefficient “2.0” produces a larger leading than the “double spacing” (`doublespace` environment) required for some publications. With the `spacing` environment the leading is increased twice—once by `\baselineskip` (where  $\text{\LaTeX}$  already adds about 20% space between baselines) and a second time by setting `\baselinestretch`. “Double spacing” means that the vertical distance between baselines is about twice as large as the font size.



<i>spacing</i>	10pt	11pt	12pt
one and one-half	1.25	1.21	1.24
double	1.67	1.62	1.66

Table 3.3: Effective `\baselinestretch` values for different font sizes

Since `\baselinestretch` refers to the ratio between the desired distance and the `\baselineskip`, the values of `\baselinestretch` for different document base font sizes (and at two different optical spacings) can be calculated and are presented in Table 3.3.

### 3.1.14 `picinpar`—Making rectangular holes

The package `picinpar` (created by Friedhelm Sowa based on earlier work by Alan Hoenig) allows “windows” to be typeset inside paragraphs. The basic environment is `window`. It takes one mandatory argument specified in contrast to  $\LaTeX$  conventions in square brackets, in the form of a comma-separated list of four elements. These elements are the number of lines before the window starts; the alignment of the window inside the paragraph (l for left, c for centered, and r for right); the material shown in the window; and explanatory text about the contents in the window (e.g., the caption).

In this case we center a word printed vertically inside the paragraph. It is not difficult to understand that tables can also be easily included with the `tabwindow` environment. When a paragraph ends, like here, and the window is not yet finished, then it just continues past the paragraph boundary, right into the next one(s).

H
e
l
l
o

```
\usepackage{picinpar}
\begin{window}[1,c,%
  \fbox{\shortstack{H\\e\\l\\l\\o}},]
  In this case we center a word printed
  vertically inside the paragraph. It is not
  difficult to understand that tables can also
  be easily included with the \texttt{tabwindow}
  environment.\par When a paragraph ends, like
  here, and the window is not yet finished,
  then it just continues past the paragraph
  boundary, right into the next one(s).
\end{window}
```

3-1-52

If you look at the above example you will notice that the second paragraph is not properly indented. You can fix this defect by requesting an explicit indentation using `\par\indent`, if necessary.

Centering a window as in the previous example works only if the remaining text width on either side is still suitably wide (where “suitably” means larger than one inch). Otherwise, the package will simply fill it with white space.

The package also provides two variant environments, `figwindow` and `tabwindow`. They can format the explanatory text as a caption, by adding a caption number. You should, however, be careful when mixing such “nonfloating”

floats with standard `figure` or `table` environments, because the latter might get deferred and this way mess up the numbering of floats.

The next example shows such an embedded figure—a map of Great Britain placed inside a paragraph. Unfortunately, the caption formatting is more or less hard-wired into the package; if you want to change it, you have to modify an internal command named `\@makewincaption`.

Is this a dagger which I see before me, The handle toward my hand? Come, let me clutch thee. I have thee not, and yet I see thee still. Art



**Figure 1:** United Kingdom

thou not, fatal vision, sensible To feeling as to sight? or art thou but A dagger of the mind, a false creation, Proceeding from the heat-oppressed brain? I see thee yet, in form as palpable As this which now I draw. Thou marshall'st me the way that I was going; And such an instrument I was to use. Mine eyes are made the fools o' the other senses, Or else worth all the rest; I see thee still, And on thy blade and dudgeon gouts of blood, Which was not so before. (*Macbeth*, Act II, Scene 1).

3-1-53

```
\usepackage{picinpar,graphicx}
\begin{figwindow}[3,1,%
  \fbox{\includegraphics[width=30mm]{ukmap}},%
  {United Kingdom}]
Is this a dagger which I see before me, The
handle toward my hand? Come, let me clutch
thee. I have thee not, and yet I see thee
still. Art thou not, fatal vision,
sensible To feeling as to sight? or art
thou but A dagger of the mind, a false
creation, Proceeding from the
heat-oppressed brain? I see thee yet, in
form as palpable As this which now I draw.
Thou marshall'st me the way that I was
going; And such an instrument I was to use.
Mine eyes are made the fools o' the other
senses, Or else worth all the rest; I see
thee still, And on thy blade and dudgeon
gouts of blood, Which was not so before.
(\emph{Macbeth}, Act II, Scene 1).
\end{figwindow}
```

## 3.2 Footnotes, endnotes, and marginals

TEX has facilities to typeset “inserted” text, such as marginal notes, footnotes, figures, and tables. The present section looks more closely at different kinds of notes, while Chapter 6 describes floats in more detail.

We start by discussing the possibilities offered through standard TEX's footnote commands and explain how (far) they can be customized. For two-column documents, a special layout for footnotes is provided by the `ftnright` package, which moves all footnotes to the bottom of the right column. This is followed by a presentation of the `footmisc` package, which overcomes most of the limitations of the standard commands and offers a wealth of additional features. The `manyfoot` package (which can be combined with `footmisc`) extends the footnote support for disciplines like linguistics by providing several independent footnote commands.

Support for endnotes is provided through the package `endnotes`, which allows for mixing footnotes and endnotes and can also be used to provide chapter

notes, as required by some publishers. The section concludes with a discussion of marginal notes, which are already provided by standard L<sup>A</sup>T<sub>E</sub>X.

### 3.2.1 Using standard footnotes

A sharp distinction is made between footnotes in the main text and footnotes inside a `minipage` environment. The former are numbered using the `footnote` counter, while inside a `minipage` the `\footnote` command is redefined to use the `mpfootnote` counter. Thus, the representation of the footnote mark is obtained by the `\thefootnote` or the `\thempfootnote` command depending on the context. By default, it typesets an Arabic number in text and a lowercase letter inside a `minipage` environment. You can redefine these commands to get a different representation by specifying, for example, footnote symbols, as shown in the next example.

text text text\* text text<sup>†</sup> text.

---

\*The first  
†The second

```
\renewcommand\thefootnote
{\fnsymbol{footnote}}
text text text\footnote{The first}
text text\footnote{The second} text.
```

3-2-1

#### *Peculiarities inside a minipage*

Footnotes produced with the `\footnote` command inside a `minipage` environment use the `mpfootnote` counter and are typeset at the bottom of the parbox produced by the `minipage`. However, if you use the `\footnotemark` command in a `minipage`, it will produce a footnote mark in the same style and sequence as the main text footnotes—that is, stepping the `footnote` counter and using the `\thefootnote` command for the representation. This behavior allows you to produce a footnote inside your `minipage` that is typeset in sequence with the main text footnotes at the bottom of the page: you place a `\footnotemark` inside the `minipage` and the corresponding `\footnotetext` after it.

... main text ...

Footnotes in a `minipage` are numbered using lowercase letters.<sup>a</sup>  
This text references a footnote at the bottom of the page.<sup>1</sup> And another<sup>b</sup> note.

---

<sup>a</sup>Inside minipage  
<sup>b</sup>Inside again

---

<sup>1</sup>At bottom of page

```
\noindent\ldots{} main text \ldots
\begin{center}
\begin{minipage}{.7\linewidth}
Footnotes in a minipage are numbered using
lowercase letters.\footnote{Inside minipage}
\par This text references a footnote at the
bottom of the page.\footnotemark{}
And another\footnote{Inside again} note.
\end{minipage}\footnotetext{At bottom of page}
\end{center}
\ldots{} main text \ldots
```

3-2-2

As the previous example shows, if you need to reference a `minipage` footnote several times, you cannot use `\footnotemark` because it refers to footnotes type-

set at the bottom of the page. You can, however, load the package `footmisc` and then use `\mpfootnotemark` in place of `\footnotemark`. Just like `\footnotemark`, the `\mpfootnotemark` command first increments its counter and then displays its value. Thus, to refer to the previous value you typically have to decrement it first, as shown in the next example.

Main text ...

Footnotes in a minipage are numbered using lowercase letters.<sup>a</sup>  
This text references the previous footnote.<sup>a</sup> And another<sup>b</sup> note.

<sup>a</sup>Inside minipage

<sup>b</sup>Inside as well

3-2-3

```
\usepackage{footmisc}
\noindent Main text \ldots \begin{center}
\begin{minipage}{.7\linewidth}
Footnotes in a minipage are numbered using
lowercase letters.\footnote{Inside minipage}
\par This text references the previous
footnote.\addtocounter{mpfootnote}{-1}%
\mpfootnotemark{}
And another\footnote{Inside as well} note.
\end{minipage}
\end{center} \ldots{} main text \ldots
```

$\LaTeX$  does not allow you to use a `\footnote` inside another `\footnote` command, as is common in some disciplines. You can, however, use the `\footnotemark` command inside the first footnote and then put the text of the footnote's footnote as the argument of a `\footnotetext` command. For other special footnote requirements consider using the `manyfoot` package (described below).

Some<sup>1</sup> text and some more text.

---

<sup>1</sup>A sample<sup>2</sup> footnote.  
<sup>2</sup>A subfootnote.

3-2-4

```
Some\footnote{A sample\footnotemark{}
footnote.}\footnotetext{A subfootnote.}
text and some more text.
```

What if you want to reference a given footnote? You can use  $\LaTeX$ 's normal `\label` and `\ref` mechanism, although you may want to define your own command to typeset the reference in a special way. For instance:

This is some text.<sup>1</sup>  
... as shown in footnote (1) on page 6...

---

<sup>1</sup>Text inside referenced footnote.

3-2-5

```
\newcommand{\fnref[1]{\unskip~(\ref{#1})}
This is some text.\footnote{Text inside
referenced footnote\label{fn:myfoot}.}\par
\ldots as shown in footnote\fnref{fn:myfoot}
on page~\pageref{fn:myfoot},\ldots
```

Standard  $\LaTeX$  does not allow you to construct footnotes inside tabular material. Section 5.8 describes several ways of tackling that problem.

### 3.2.2 Customizing standard footnotes

Footnotes in  $\LaTeX$  are generally simple to use and provide a quite powerful mechanism to typeset material at the bottom of a page.<sup>1</sup> This material can consist of several paragraphs and can include lists, inline or display mathematics, tabular material, and so on.

$\LaTeX$  offers several parameters to customize footnotes. They are shown schematically in Figure 3.1 on the next page and are described below:

`\footnotesize` The font size used inside footnotes (see also Table 7.1 on page 342).

`\footnotesep` The height of a strut placed at the beginning of every footnote. If it is greater than the `\baselineskip` used for `\footnotesize`, then additional vertical space will be inserted above each footnote. See Appendix A.2.3 for more information about struts.

`\skip\footins` A low-level  $\TeX$  length parameter that defines the space between the main text and the start of the footnotes. You can change its value with the `\setlength` or `\addtolength` command by putting `\skip\footins` into the first argument:

```
\addtolength{\skip\footins}{10mm plus 2mm}
```

`\footnoterule` A macro to draw the rule separating footnotes from the main text that is executed right after the vertical space of `\skip\footins`. It should take zero vertical space; that is, it should use a negative skip to compensate for any positive space it occupies. The default definition is equivalent to the following:

```
\renewcommand\footnoterule{\vspace*{-3pt}%
  \hrule width 2in height 0.4pt \vspace*{2.6pt}}
```

Note that  $\TeX$ 's `\hrule` command and not  $\LaTeX$ 's `\rule` command is used. Because the latter starts a paragraph, it would be difficult to calculate the spaces needed to achieve a net effect of zero height. For this reason producing a fancier “rule” is perhaps best done by using a zero-sized picture environment to position the rule object without actually adding vertical space.

In the report and book classes, footnotes are numbered inside chapters; in article, footnotes are numbered sequentially throughout the document. You can change the latter default by using the `\@addtoreset` command (see Appendix A.1.4). However, do not try to number your footnotes within pages with

---

<sup>1</sup>An interesting and complete discussion of this subject appeared in the French  $\TeX$  Users' Group magazine *Cahiers GUTenberg* [10, 133].

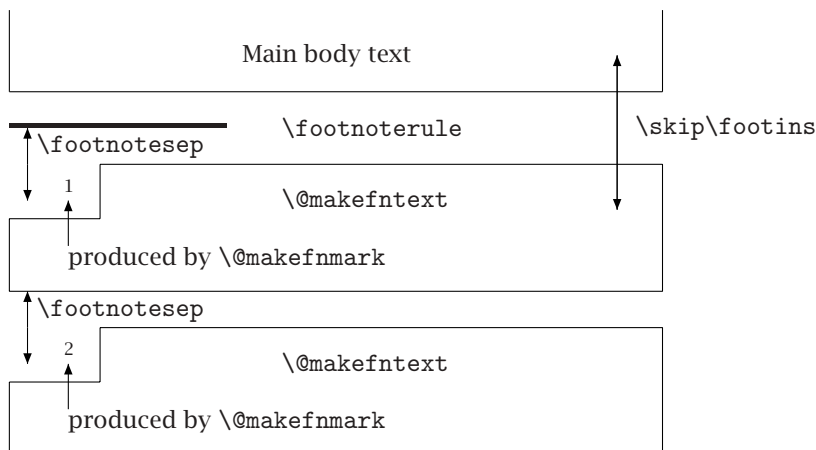


Figure 3.1: Schematic layout of footnotes

the help of this mechanism.  $\LaTeX$  is looking ahead while producing the final pages, so your footnotes would most certainly be numbered incorrectly. To number footnotes on a per-page basis, use the `footmisc` or `perpage` package (described below).

The command `\@makefnmark` is normally used to generate the footnote mark. One would expect this command to take one argument (the current footnote number), but in fact it takes none. Instead, it uses the command `\@thefnmark` to indirectly refer to that number. The reason is that depending on the position (inside or outside of a `minipage`) a different counter needs to be accessed. The definition, which by default produces a superscript mark, looks roughly as follows:

```
\renewcommand\@makefnmark
  {\mbox{\textsuperscript{\normalfont\@thefnmark}}}
```

The `\footnote` command executes `\@makefntext` inside a `\parbox`, with a width of `\columnwidth`. The default version looks something like:

```
\newcommand\@makefntext[1]
  {\noindent\makebox[1.8em][r]{\@makefnmark}#1}
```

This will place the footnote mark right aligned into a box of width `1.8em` directly followed by the footnote text. Note that it reuses the `\@makefnmark` macro, so any change to it will, by default, modify the display of the mark in both places. If you want the text set flush left with the number placed into the margin, then you could use the redefinition shown in the next example. Here we do not use `\@makefnmark` to format the mark, but rather access the number via `\@thefnmark`. As a result,

the mark is placed onto the baseline instead of being raised. Thus, the marks in the text and at the bottom are formatted differently.

text text text<sup>1</sup> text text<sup>2</sup> text.

```
\makeatletter
\renewcommand\@makefnmark[1]{%
  {\noindent\makebox[0pt][r]{\@thefnmark.\,}#1}
\makeatother
text text text\footnote{The first}
text text\footnote{The second} text.
```

- 
1. The first
  2. The second

3-2-6

### 3.2.3 ftnright—Right footnotes in a two-column environment

It is sometimes desirable to group all footnotes in a two-column document at the bottom of the right column. This can be achieved by specifying the `ftnright` package written by Frank Mittelbach. The effect of this package is shown in Figure 3.2 on the facing page—the first page of the original documentation (including its spelling errors) of the `ftnright` implementation. It is clearly shown how the various footnotes collect in the lower part of the right-hand column.

The main idea for the `ftnright` package is to assemble the footnotes of all columns on a page and place them all together at the bottom of the right column. The layout produced allows for enough space between footnotes and text and, in addition, sets the footnotes in smaller type.<sup>1</sup> Furthermore, the footnote markers are placed at the baseline instead of raising them as superscripts.<sup>2</sup>

This package can be used together with most other class files for  $\LaTeX$ . Of course, the `ftnright` package will take effect only with a document using a two-column layout specified with the `twocolumn` option on the `\documentclass` command. In most cases, it is best to use `ftnright` as the very last package to make sure that its settings are not overwritten by other options.

### 3.2.4 footmisc—Various footnotes styles

Since standard  $\LaTeX$  offers only one type of footnotes and only limited (and somewhat low-level) support for customization, several people developed small packages that provided features otherwise not available. Many of these earlier efforts were captured by Robin Fairbairns in his `footmisc` package, which supports, among other things, page-wise numbering of footnotes and footnotes formatted as a single paragraph at the bottom of the page. In this section we describe the features provided by this package, showing which packages it supersedes whenever applicable.

---

<sup>1</sup>Some journals use the same size for footnotes and text, which sometimes makes it difficult to distinguish footnotes from the main text.

<sup>2</sup>Of course, this is done only for the mark preceding the footnote text and not the one used within the main text, where a raised number or symbol set in smaller type will help to keep the flow of thoughts uninterrupted.

## Footnotes in a multi-column layout\*

Frank Mittelbach

August 10, 1991

## 1 Introduction

The placement of footnotes in a multi-column layout always bothered me. The approach taken by  $\LaTeX$  (i.e., placing the footnotes separately under each column) might be all right if nearly no footnotes are present. But it looks clumsy when both columns contain footnotes, especially when they occupy different amounts of space.

In the multi-column style option [5], I used page-wide footnotes at the bottom of the page, but again the result doesn't look very pleasant since short footnotes produce undesired gaps of white space. Of course, the main goal of this style option was a balancing algorithm for columns which would allow switching between different numbers of columns on the same page. With this feature, the natural place for footnotes seems to be the bottom of the page<sup>1</sup> but looking at some of the results it seems best to avoid footnotes in such a layout entirely.

Another possibility is to turn footnotes into endnotes, i.e., printing them at the end of every chapter or the end of the entire document. But I assume everyone who has ever read a book using such a layout will agree with me, that it is a pain to search back and forth, so that the reader is tempted to ignore the endnotes entirely.

When I wrote the article about "Future extensions of  $\TeX$ " [6] I was again dissatisfied with the outcome of the footnotes, and since this article should show certain aspects of high quality typesetting, I decided to give the footnote problem a try and modified the  $\LaTeX$  output routine for this purpose. The layout I used was inspired by the yearbook of the Gutenberg Gesellschaft Mainz [1]. Later on, I found that it is also recommended by Jan White [9]. On the layout of footnotes I also consulted books by Jan Tschichold [8] and Manfred Simoneit [7], books, I would recommend to everyone being able to read German texts.

### 1.1 Description of the new layout

The result of this effort is presented in this paper and the reader can judge for himself whether it was successful or not.<sup>2</sup> The main idea for this layout is to assemble the footnotes of all columns on a page and place them all

together at the bottom of the right column. Allowing for enough space between footnotes and text, and in addition, setting the footnotes in smaller type<sup>3</sup> I decided that one could omit the footnote separator rule which is used in most publications prepared with  $\TeX$ .<sup>4</sup> Furthermore, I decided to place the footnote markers<sup>5</sup> at the baseline instead of raising them as superscripts.<sup>6</sup>

All in all, I think this generates a neat layout, and surprisingly enough, the necessary changes to the  $\LaTeX$  output routine are nevertheless astonishingly simple.

### 1.2 The use of the style option

This style option might be used together with any other style option for  $\LaTeX$  which does not change the three internals changed by `ftnright.sty`.<sup>7</sup> In most cases, it is best to use this style option as the very last option in the `\documentstyle` command to make sure that its settings are not overwritten by other options.<sup>8</sup>

\*. The  $\LaTeX$  style option `ftnright` which is described in this article has the version number v1.0d dated 92/06/19. The documentation was last revised on 92/06/19.

1. You can not use column footnotes at the bottom, since the number of columns can differ on one page.

2. Please note, that this option only changed the placement of footnotes. Since this article also makes use of the `doc` option [4], that assigns tiny numbers to code lines sprinkled throughout the text, the resulting design is not perfect.

3. The standard layout in *TUGboat* uses the same size for footnotes and text, giving the footnotes, in my opinion, much too much prominence.

4. People who prefer the rule can add it by redefining the command `\footnoterule` [2, p. 156]. Please, note, that this command should occupy no space, so that a negative space should be used to compensate for the width of the rule used.

5. The tiny numbers or symbols, e.g., the '5' in front of this footnote.

6. Of course, this is only done for the mark preceding the footnote text and not the one used within the main text where a raised number or symbol set in smaller type will help to keep the flow of thoughts, uninterrupted.

7. These are the macros `\@startcolumn`, `\@makecol` and `\@outputdblcol` as we will see below. Of course, the option will take only effect with a document style using a twocolumn layout (like `ltugboat`) or when the user additionally specifies `twocolumn` as a document style option in the `\documentstyle` command.

8. The `ltugboat` option (which is currently set up as a style option instead of a document style option which it actually is) will overwrite

1

Figure 3.2: The placement of text and footnotes with the `ftnright` package

The interface for `footmisc` is quite simple: nearly everything is customized by specifying options when the package is loaded, though in some cases further control is possible via parameters.

In the article class, footnotes are numbered sequentially throughout the document; in report and book, footnotes are numbered inside chapters. Sometimes,



however, it is more appropriate to number footnotes on a per-page basis. This can be achieved by loading `footmisc` with the option `perpage`. The package `footnpag` (by Joachim Schrod) provides the same feature with a somewhat different implementation as a stand-alone package. A generalized implementation for resetting counters on a per-page basis is provided by the package `perpage` (see Section 3.2.5 on page 120). Since  $\TeX$ 's page-building mechanism is asynchronous, it is always necessary to process the document at least twice to get the numbering correct. Fortunately, the package warns you via “Rerun to get cross-references right” if the footnote numbers are incorrect. The package stores information between runs in the `.aux` file, so after a lot of editing this information is sometimes not even close to reality. In such a case deleting the `.aux` file helps the package to find the correct numbering faster.<sup>1</sup>

<p>Some text* with a footnote. More<sup>†</sup> text.</p> <hr style="width: 20%; margin-left: 0;"/> <p>*First. †Second.</p>	<p>Even more text.* And even<sup>†</sup> more text. Some</p> <hr style="width: 20%; margin-left: 0;"/> <p>*Third. †Fourth.</p>	<pre>\usepackage[perpage,symbol]{footmisc} Some text\footnote{First.} with a footnote. More\footnote{Second.} text. Even more text.\footnote{Third.} And even\footnote {Fourth.} more text. Some final text.</pre>	3-2-7
---	--	--	-------

*Counter too large errors*

For this special occasion our example shows two pages side by side, so you can observe the effects of the `perpage` option. The example also shows the effect of another option: `symbol` will use footnote symbols instead of numbers. As only a limited number of such symbols are available, you can use this option only if there are few footnotes in total or if footnote numbers restart on each page. There are six different footnote symbols and, by duplicating some, standard  $\LaTeX$  supports nine footnotes. By triplicating some of them, `footmisc` supports up to 16 footnotes (per page or in total). If this number is exceeded you will get a  $\LaTeX$  error message.

In particular with the `perpage` option, this behavior can be a nuisance because the error could be spurious, happening only while the package is still trying to determine which footnotes belong on which page. To avoid this problem, you can use the variant option `symbol*`, which also produces footnote symbols but numbers footnotes for which there are no symbols left with Arabic numerals. In that case you will get a warning at the end of the run that some footnotes were out of range and detailed information is placed in the transcript file.

<pre>\setfnsymbol{name}      \DefineFNSymbols*{name}[type]{symbol-list}</pre>
---

If the `symbol` or `symbol*` option is selected, a default sequence of footnote symbols defined by Leslie Lamport is used. Other authorities suggest different se-

<sup>1</sup>In fact, during the preparation of this chapter I managed to confuse `footmisc` (by changing the `\textheight` in an example) so much that it was unable to find the correct numbering thereafter and kept asking for a rerun forever. Removing the `.aux` file resolved the problem.

lamport	*	†	‡	§	¶		**	††	‡‡	§§	¶¶	***	†††	‡‡‡	§§§	¶¶¶
bringhurst	*	†	‡	§		¶										
chicago	*	†	‡	§		#										
wiley	*	**	†	‡	§	¶										

Table 3.4: Footnote symbol lists predefined by footmisc

quences, so `footmisc` offers three other sequences to chose from using the declaration `\setfnsymbol` (see Table 3.4).

In addition, you can define your own sequence using the `\DefineFNSymbols` declaration in the preamble. It take two mandatory arguments: the *name* to access the list later via `\setfnsymbol` and the *symbol-list*. From this list symbols are taken one after another (with spaces ignored). If a symbol is built from more than one glyph, it has to be surrounded by braces. If the starred form of the declaration is used,  $\LaTeX$  issues an error message if it runs out of symbols. Without it, you will get Arabic numerals and a warning at the end of the  $\LaTeX$  run.

Due to an unfortunate design choice, footnote symbols (as well as some other text symbols) were originally added to the math fonts of  $\TeX$ , rather than to the text fonts, with the result that they did not change when the text font is modified. In  $\LaTeX$  this flaw was partly corrected by adding these symbols to the text symbol encoding (TS1; see Section 7.5.4). However, for compatibility reasons the footnote symbols are still taken by default from the math fonts, even though this choice is not appropriate if one has changed the text font from Computer Modern to some other typeface. By using the optional *type* argument with the value `text`, you can tell `footmisc` that your list consist of text symbols. Note that all predefined symbol lists consists of math symbols and may need redeclaring if used with fonts other than Computer Modern.

Some text<sup>\*</sup> with a footnote. More<sup>\*\*</sup> text.  
Even more text.<sup>\*\*\*</sup> And even<sup>\*\*\*\*</sup> more text.  
Some more text to finish up.

---

\*First.  
\*\*Second.  
\*\*\*Third.  
\*\*\*\*Fourth.

```
\usepackage[symbol]{footmisc}
\DefineFNSymbols{stars}[text]{* {**} {***} {****}}
\setfnsymbol{stars}
```

```
Some text\footnote{First.} with a footnote.
More\footnote{Second.} text. Even more
text.\footnote{Third.} And even\footnote{Fourth.}
more text. Some more text to finish up.
```

3-2-8

If you have many short footnotes then their default placement at the bottom of the page, stacked on top of each other, is perhaps not completely satisfactory. A typical example would be critical editions, which contain many short footnotes.<sup>1</sup> The layout of the footnotes can be changed using the `para` option, which formats

---

<sup>1</sup>See, for example, the `ledmac` package [171] the kinds of footnotes and endnotes that are common in critical editions. This package is a reimplementaion of the `EDMAC` system [112] for  $\LaTeX$  and was recently made available by Peter Wilson. See also the `bigfoot` package by David Kastrup.

them into a single paragraph. If this option is chosen then footnotes never split across pages. The code for this option is based on work by Chris Rowley and Dominik Wujastyk (available as the package `fnpara`), which in turn was inspired by an example in *The T<sub>E</sub>Xbook* by Donald Knuth.

Some text with a footnote.<sup>1</sup> More text.<sup>2</sup> Even more text.<sup>3</sup> Some final text.

```
\usepackage[para]{footmisc}
Some text with a footnote.\footnote{A first.}
More text.\footnote{A second.} Even more
text.\footnote{A third.} Some final text.
```

<sup>1</sup> A first. <sup>2</sup> A second. <sup>3</sup> A third.

3-2-9

Another way to deal with footnotes is given by the option `side`. In this case footnotes are placed into the margin, if possible on the same line where they are referenced. What happens internally is that special `\marginpar` commands are used to place the footnote text, so everything said in Section 3.2.8 about the `\marginpar` commands is applicable. This option cannot be used together with the `para` option, described earlier, but can be combined with most others.

Some text with a footnote.<sup>1</sup> A lot of additional text here with a footnote.<sup>2</sup> Even more text and then another footnote.<sup>3</sup> Some more text.<sup>4</sup> A lot of additional lines of text here to fill up the space on the left.

```
\usepackage[side,flushmargin]{footmisc}
Some text with a footnote.\footnote{A first.}
A lot of additional text here with a
footnote.\footnote{A second.}
Even more text and then another
footnote.\footnote{A third.}
Some more text.\footnote{A fourth.} A lot of
additional lines of text here to fill up the
space on the left.
```

<sup>1</sup>A first.

<sup>2</sup>A second.

<sup>3</sup>A third.

<sup>4</sup>A fourth.

3-2-10

The option `flushmargin` used in the previous example makes the footnote text start at the left margin with the footnote marker protruding into the margin; by default, the footnote text is indented. For obvious reasons this option is incompatible with the `para` option. A variant form is called `marginal`. If this option is used then the marker sticks even farther into the margin, as shown in the example below.

Some text<sup>1</sup> with a footnote. More text.<sup>2</sup> Even more text.<sup>3</sup> Some final text.

```
\usepackage[marginal]{footmisc}
Some text\footnote{A first.} with a
footnote. More text.\footnote{A second.}
Even more text.\footnote{A third.} Some
final text.
```

<sup>1</sup> A first.

<sup>2</sup> A second.

<sup>3</sup> A third.

3-2-11

Instead of using one of the above options, the position of the footnote marker can be directly controlled using the parameter `\footnotemargin`. If set to a negative value the marker is positioned in the margin. A value of `0pt` is equivalent to using the option `flushmargin`. A positive value means that the footnote text

is indented by this amount and the marker is placed flush right in the space produced by the indentation.

Some text<sup>1</sup> with a footnote. More text.<sup>2</sup> Even  
more text.<sup>3</sup> Some final text.

<sup>1</sup>A first.

<sup>2</sup>A second.

<sup>3</sup>A third.

3-2-12

```
\usepackage{footmisc}
\setlength\footnotemargin{10pt}
Some text\footnote{A first.} with a
footnote. More text.\footnote{A second.}
Even more text.\footnote{A third.} Some
final text.
```

By default, the footnote text is adjusted but this does not always give satisfactory results, especially with the options `para` and `side`. In case of the `para` option nothing can be done, but for other layouts you can switch to ragged-right typesetting by using the option `ragged`. The next example does not specify `flushmargin`, so we get an indentation of width `\footnotemargin`—compare this to Example 3-2-10 on the preceding page.

<sup>1</sup>In the margin  
ragged right often  
looks better.

Some text<sup>1</sup> with a footnote  
A lot of additional text here to  
fill up the space in the example.  
A lot of additional text here to  
fill up the space in the example.

3-2-13

```
\usepackage[side,ragged]{footmisc}
Some text\footnote{In the margin ragged
right often looks better.} with a footnote
A lot of additional text here to fill
up the space in the example. A lot of
additional text here to fill up the space
in the example.
```

The two options `norule` and `splitrule` (courtesy of Donald Arseneau) modify the rule normally placed between text and footnotes. If `norule` is specified, then the separation rule will be suppressed. As compensation the value of `\skip\footins` is slightly enlarged. If a footnote does not fit onto the current page it will be split and continued on the next page, unless the `para` option is used (as it does not support split footnotes). By default, the rule separating normal and split footnotes from preceding text is the same. If you specify the option `splitrule`, however, it becomes customizable: the rule above split footnotes will run across the whole column while the one above normal footnotes will retain the default definition given by `\footnoterule`. More precisely, this option will introduce the commands `\mpfootnoterule` (for use in minipages), `\pagefootnoterule` (for use on regular pages), and `\splitfootnoterule` (for use on pages starting with a split footnote). By modifying their definitions, similar to the example given earlier for the `\footnoterule` command, you can customize the layout according to your needs.

Some text with a footnote.<sup>1</sup> More text.<sup>2</sup> Even  
more text.<sup>3</sup> Some final text.

<sup>1</sup> A first. <sup>2</sup> A second. <sup>3</sup> A third.

3-2-14

```
\usepackage[norule,para]{footmisc}
Some text with a footnote.\footnote{A first.}
More text.\footnote{A second.} Even more
text.\footnote{A third.} Some final text.
```

In classes such as `article` or `report` in which `\raggedbottom` is in effect, so that columns are allowed to be of different heights, the footnotes are attached at a distance of `\skip\footins` from the column text. If you prefer them aligned at the bottom, so that any excess space is put between the text and the footnotes, specify the option `bottom`. In classes for which `\flushbottom` is in force, such as `book`, this option does nothing.

In some documents, e.g., literary analysis, several footnotes may appear at a single point. Unfortunately,  $\text{\TeX}$ 's standard footnote commands are not able to handle this situation correctly: the footnote markers are simply clustered together so that you cannot tell whether you are to look for the footnotes 1 and 2, or for the footnote with the number 12.

Some text<sup>1,2</sup> with two footnotes. Even `\usepackage[para]{footmisc}`  
 more text.<sup>3</sup>

<sup>1</sup> A first. <sup>2</sup> A second. <sup>3</sup> A third.

Some text\footnote{A first.}\footnote{A second.} with  
 two footnotes. Even more text.\footnote{A third.}

3-2-15

This problem will be resolved by specifying the option `multiple`, which ensures that footnotes in a sequence will display their markers separated by commas. The separator can be changed to something else, such as a small space, by changing the command `\multfootsep`.

Some text<sup>1,2</sup> with two footnotes. Even `\usepackage[multiple,para]{footmisc}`  
 more text.<sup>3</sup>

<sup>1</sup> A first. <sup>2</sup> A second. <sup>3</sup> A third.

Some text\footnote{A first.}\footnote{A second.} with  
 two footnotes. Even more text.\footnote{A third.}

3-2-16

The `footmisc` package deals with one other potential problem: if you put a footnote into a sectional unit, then it might appear in the table of contents or the running header, causing havoc. Of course, you could prevent this dilemma (manually) by using the optional argument of the heading command; alternatively, you could specify the option `stable`, which prevents footnotes from appearing in such places.

### 3.2.5 `perpage`—Resetting counters on a “per-page” basis

As mentioned earlier, the ability to reset arbitrary counters on a per-page basis is implemented in the small package `perpage` written by David Kastrup.

```
\MakePerPage [start] {counter}
```

The declaration `\MakePerPage` defines *counter* to be reset on every page, optionally requesting that its initial starting value be *start* (default 1). For demonstration

we repeat Example 3-2-7 on page 116 but start each footnote marker sequence with the second symbol (i.e., “†” instead of “\*”).

3-2-17

<p>Some text<sup>†</sup> with a footnote. More<sup>‡</sup> text.</p> <hr/> <p>†First. ‡Second.</p>
--

<p>Even more text.<sup>†</sup> And even<sup>‡</sup> more text. Some</p> <hr/> <p>†Third. ‡Fourth.</p>
---

```
\usepackage[symbol]{footmisc}
\usepackage{perpage}
\MakePerPage[2]{footnote}
Some text\footnote{First.} with a footnote.
More\footnote{Second.} text. Even more
text.\footnote{Third.} And even\footnote
{Fourth.} more text. Some final text.
```

The package synchronizes the numbering via the `.aux` file of the document, thus requiring at least two runs to get the numbering correct. In addition, you may get spurious “Counter too large” error messages on the first run if `\nsymbol` or `\alph` is used for numbering (see the discussion of the `symbol*` for the `footmisc` package on page 116).

Among  $\text{\TeX}$ ’s standard counters probably only `footnote` can be sensibly modified in this way. Nevertheless, one can easily imagine applications that provide, say, numbered marginal notes, which could be defined as follows:

```
\newcounter{mnote}
\newcommand\mnote[1]{\refstepcounter{mnote}%
\marginpar[\itshape\small\raggedleft\themnote.\ #1]%
{\itshape\small\raggedright\themnote.\ #1}}
\usepackage{perpage} \MakePerPage{mnote}
```

We step the new counter `mnote` outside the `\marginpar` so that it is executed only once;<sup>1</sup> we also need to limit the scope of the current redefinition of `\label` (through `\refstepcounter`) so we put braces around the whole definition. Notes on left-hand pages should be right aligned, so we use the optional argument of `\marginpar` to provide different formatting for this case.

3-2-18

<p>1. <i>First.</i> Some text with a footnote. More<sup>1</sup> text. 2. <i>Third!</i> Even more text. And</p> <hr/> <p><sup>1</sup>Second as footnote.</p>
---

<p>even more text. Some 1. <i>Fourth.</i> final text.<sup>2</sup></p> <hr/> <p><sup>2</sup>Fifth!</p>
---

```
% code as above
Some text\mnote{First.} with a
footnote. More\footnote{Second
as footnote.} text. Even more
text.\mnote{Third!} And even
more\mnote {Fourth.} text. Some
final text.\footnote{Fifth!}
```

Another application for the package is given in Example 3-2-24 on page 125, where several independent footnote streams are all numbered on a per-page basis.

<sup>1</sup>If placed in both arguments of `\marginpar` it would be executed twice. It would work if placed in the optional argument only, but then we would make use of an implementation detail (that the optional argument is evaluated first) that may change.

### 3.2.6 manyfoot—Independent footnotes

Most documents have only a few footnotes, if any. For them L<sup>A</sup>T<sub>E</sub>X's standard commands plus the enhancements offered by `footmisc` are usually sufficient. However, certain applications, such as critical editions, require several independently numbered footnote streams. For these situations the package `manyfoot` by Alexander Rozhenko can provide valuable help.<sup>1</sup>

```
\DeclareNewFootnote [fn-style] {suffix} [enum-style]
```

This declaration can be used to introduce a new footnote level. In its simplest form you merely specify a *suffix* such as “B”. This allocates a new counter `footnote<suffix>` that is used to automatically number the footnotes on the new level. The default is to use Arabic numerals; by providing the optional argument *enum-style*, some other counter style (e.g., `roman` or `alph`) can be selected.

The optional *fn-style* argument defines the general footnote style for the new level; the default is `plain`. If the package was loaded with the `para` or `para*` option, then `para` can also be selected as the footnote style.

The declaration will then automatically define six commands for you. The first three are described here:

`\footnote<suffix> [number] {text}` Same as `\footnote` but for the new level.

Steps the `footnote<suffix>` counter unless the optional *number* argument is given. Generates footnote markers and puts *text* at the bottom of the page.

`\footnotemark<suffix> [number]` Same as `\footnotemark` but for the new level.

Steps the corresponding counter (if no optional argument is used) and prints a footnote marker corresponding to its value.

`\footnotetext<suffix> [number] {text}` Same as `\footnotetext` but for the new level. Puts *text* at the bottom of the page using the current value of `footnote<suffix>` or the optional argument to generate a footnote marker in front of it.

In all three cases the style of the markers depends on the chosen *enum-style*.

The remaining three commands defined by `\DeclareNewFootnote` for use in the document are `\Footnote<suffix>`, `\Footnotemark<suffix>`, and `\Footnotetext<suffix>` (i.e., same names as above but starting with an uppercase F). The important difference to the previous set is the following: instead of the optional *number* argument, they require a mandatory *marker* argument allowing you to specify arbitrary markers if desired. Some examples are given below.

The layout of the footnotes can be influenced by loading the `footmisc` package in addition to `manyfoot`, except that the `para` option of `footmisc` cannot be used. In the next example we use the standard footnote layout for top-level footnotes and the run-in layout (option `para`) for the second level. Thus, if all footnote levels should produce run-in footnotes, the solution is to avoid top-level footnotes

<sup>1</sup>A more comprehensive package, `bigfoot`, is currently being developed by David Kastrup.

completely (e.g., `\footnote`) and provide all necessary levels through `manyfoot`. Note how `footmisc`'s `multiple` option properly acts on all footnotes.

Some text<sup>1,a</sup> with footnotes. Even more text.<sup>b</sup> Some text<sup>2,\*</sup> with footnotes. Even more text.<sup>c</sup>

<sup>1</sup>A first.  
<sup>2</sup>Another main note.

<sup>a</sup>B-level. <sup>b</sup>A second. <sup>\*</sup>A manual marker.  
<sup>c</sup>Another B note.

```
\usepackage[multiple]{footmisc}
\usepackage[para]{manyfoot}
\DeclareNewFootnote[para]{B}[alph]

Some text\footnote{A first.}\footnoteB{B-level.}
with footnotes. Even more text.\footnoteB{A second.}
Some text\footnote{Another main note.}%
\FootnoteB{*}{A manual marker.} with footnotes.
Even more text.\footnoteB{Another B note.}
```

3-2-19

In the following example the top-level footnotes are moved into the margin by loading `footmisc` with a different set of options. This time `manyfoot` is loaded with the option `para*`, which differs from the `para` option used previously in that it suppresses any indentation for the run-in footnote block. In addition, the second-level notes are now numbered with Roman numerals. For comparison the example typesets the same input text as Example 3-2-19 but it uses a different measure, as we have to show marginal notes now.

<sup>1</sup>A first. Some text<sup>1,i</sup> with footnotes. Even more text.<sup>ii</sup> Some text<sup>2,\*</sup> with footnotes. Even more text.<sup>iii</sup>

<sup>2</sup>Another main note.

<sup>i</sup>B-level. <sup>ii</sup>A second. <sup>\*</sup>A manual marker.  
<sup>iii</sup>Another B note.

```
\usepackage[side,flushmargin,ragged,multiple]
{footmisc}
\usepackage[para*]{manyfoot}
\DeclareNewFootnote[para]{B}[roman]

Some text\footnote{A first.}\footnoteB{B-level.}
with footnotes. Even more text.\footnoteB{A
second.} Some text\footnote{Another main note.}%
\FootnoteB{*}{A manual marker.} with footnotes.
Even more text.\footnoteB{Another B note.}
```

3-2-20

The use of run-in footnotes, with either the `para` or the `para*` option, is likely to produce one particular problem: very long footnotes near a page break will not be split. To resolve this problem the `manyfoot` package offers a (semi)manual solution: at the point where you wish to split your note you place a `\SplitNote` command and end the footnote. You then place the remaining text of the footnote one paragraph farther down in the document in a `\Footnotetext{suffix}` using an empty *marker* argument.

Some<sup>1</sup> text with two footnotes.<sup>i</sup> More text.<sup>ii</sup> Even more text.

<sup>1</sup>A first.

<sup>i</sup>A second. <sup>ii</sup>This is a very very long footnote that

Some text here and<sup>2</sup> even more there. Some text for this block to fill the page.

<sup>2</sup>Another first.

is continued here.

```
\usepackage[para]{manyfoot}
\DeclareNewFootnote[para]{B}[roman]

Some\footnote{A first.} text with two
footnotes.\footnoteB{A second.} More
text.\footnoteB{This is a very very long
footnote that\SplitNote} Even more text.
```

```
Some\FootnotetextB{}{is continued here.}
text here and\footnote{Another first.}
even more there. \sample % as elsewhere
```

3-2-21



If both parts of the footnote fall onto the same page after reformatting the document, the footnote parts get correctly reassembled, as we prove in the next example, which uses the same example text but a different measure. However, if the reformatting requires breaking the footnote in a different place, then further manual intervention is unavoidable. Thus, such work is best left until the last stage of production.

Some<sup>1</sup> text with two footnotes.<sup>i</sup> More text.<sup>ii</sup> Even more text.

Some text here and<sup>2</sup> even more there. Some text for this block to fill the page.

---

<sup>1</sup>A first.

<sup>2</sup>Another first.

<sup>i</sup>A second.    <sup>ii</sup>This is a very very long footnote that is continued here.

```
\usepackage[para]{manyfoot}
\DeclareNewFootnote[para]{B}[roman]
Some\footnote{A first.} text with two
footnotes.\footnoteB{A second.} More
text.\footnoteB{This is a very very long
footnote that\SplitNote} Even more text.
```

```
Some\FootnotetextB{}{is continued here.}
text here and\footnote{Another first.}
even more there. \sample % as elsewhere
```

3-2-23

The vertical separation between a footnote block and the previous one is specified by `\skip\footins<suffix>`. By default, it is equal to `\skip\footins` (i.e., the separation between main text and footnotes). Initially the extra blocks are only separated by such spaces, but if the option `ruled` is included a `\footnoterule` is used as well. In fact, arbitrary material can be placed in that position by redefining the command `\extrafootnoterule`—the only requirement being that the typeset result from that command does not take up any additional vertical space (see the discussion of `\footnoterule` on page 112 for further details). It is even possible use different rules for different blocks of footnotes; consult the package documentation for details.

Some text<sup>1,\*</sup> with a footnote. Even more text.<sup>A</sup> Some text<sup>†</sup> with a footnote.<sup>B</sup> Some more text for the example.

---

<sup>1</sup> A first.

\* A second.

† A sample.

---

<sup>A</sup> A third.

<sup>B</sup> Another sample.

```
\usepackage[marginal,multiple]{footmisc}
\usepackage[ruled]{manyfoot}
\DeclareNewFootnote{B}[fnsymbol]
\DeclareNewFootnote{C}[Alph]
\setlength{\skip\footinsB}{5pt minus 1pt}
\setlength{\skip\footinsC}{5pt minus 1pt}
Some text\footnote{A first.}\footnoteB{A second.}
with a footnote. Even more text.\footnoteC{A third.}
Some text\footnoteB{A sample.} with a
footnote.\footnoteC{Another sample.} Some more
text for the example.
```

3-2-23

The previous example deployed two additional *enum-styles*, `Alph` and `fnsymbol`. However, as only a few footnote symbols are available in both styles, that choice is most likely not a good one, unless we ensure that these footnote streams are numbered on a per-page basis. The `perpage` option of `footmisc` will not help here, as it applies to only the top-level footnotes. We can achieve the

*Number the footnotes per page*

desired effect either by using `\MakePerPage` from the `perpage` package on the counters `footnoteB` and `footnoteC` (as done below), or by using the `perpage` option of `manyfoot` (which calls on the `perpage` package to do the job, which will number all new footnote levels defined on a per-page basis). Note that the top-level footnotes are still numbered sequentially the way the example was set up.

Some text<sup>1</sup> with a footnote. Even more<sup>\*,A</sup> text. Some

<sup>1</sup>A first.

\*Second.

<sup>A</sup>Third.

text<sup>A</sup> with a footnote here.<sup>B</sup> Some more text. And<sup>2,\*</sup> a

<sup>2</sup>Again.

\*A last.

<sup>A</sup>A sample.

<sup>B</sup>Another sample.

3-2-24

```
\usepackage[multiple]{footmisc}
\usepackage{manyfoot,perpage}
\DeclareNewFootnote{B}[fnsymbol]
\DeclareNewFootnote{C}[Alph]
\MakePerPage{footnoteB}\MakePerPage{footnoteC}
```

```
Some text\footnote{A first.} with a footnote.
Even more\footnoteB{Second.}\footnoteC{Third.}
text. Some text\footnoteC{A sample.} with a
footnote here.\footnoteC{Another sample.} Some
more text. And\footnote{Again.}\footnoteB{A
last.} a last note.
```

### 3.2.7 endnotes—An alternative to footnotes

Scholarly works usually group notes at the end of each chapter or at the end of the document. Such notes are called endnotes. Endnotes are not supported in standard  $\LaTeX$ , but they can be created in several ways.

The package `endnotes` (by John Lavagnino) provides its own `\endnote` command, thus allowing footnotes and endnotes to coexist.

The document-level syntax is modeled after the footnote commands if you replace `foot` with `end`—for example, `\endnote` produces an endnote, `\endnotemark` produces just the mark, and `\endnotetext` produces just the text. The counter used to hold the current endnote number is called `endnote` and is stepped whenever `\endnote` or `\endnotemark` without an optional argument is used.

All endnotes are stored in an external file with the extension `.ent` and are made available when you issue the command `\theendnotes`.

This is simple text.<sup>1</sup> This is simple text.<sup>2</sup> Some more text with a mark.<sup>1</sup>

```
\usepackage{endnotes}
```

```
This is simple text.\endnote{The first endnote.}
```

```
This is simple text.\endnote{The second endnote.}
```

```
Some more text with a mark.\endnotemark[1]
```

#### Notes

<sup>1</sup>The first endnote.

<sup>2</sup>The second endnote.

```
\theendnotes % output endnotes here
```

3-2-25

This process is different from the way the table of contents is built; the endnotes are written directly to the file, so that you will see only those endnotes which are defined earlier in the document. The advantage of this approach is that you can have several calls to `\theendnotes`, for example, at the end of each chapter.

To additionally restart the numbering you have to set the `endnote` counter to zero after calling `\theendnotes`.

The heading produced by `\theendnotes` can be controlled in several ways. The text can be changed by modifying `\notesname` (default is the string `Notes`). If that is not enough you can redefine `\noteheading`, which is supposed to produce the sectioning command in front of the notes.

The layout for endnote numbers is controlled through `\theendnote`, which is the standard way  $\text{\LaTeX}$  handles counter formatting. The format of the mark is produced from `\makeenmark` with `\theenmark`, holding the formatted number for the current mark.

This is simple text.<sup>a)</sup> This is simple text.<sup>b)</sup> Some more text with a mark.<sup>a)</sup>

## Chapter Notes

<sup>a)</sup>The first endnote.

<sup>b)</sup>The second endnote.

```
\usepackage{endnotes}
\renewcommand\theendnote{\alph{endnote}}
\renewcommand\makeenmark{\textsuperscript{\theenmark}}
\renewcommand\notesname {Chapter Notes}

This is simple text.\endnote{The first endnote.}
This is simple text.\endnote{The second endnote.}
Some more text with a mark.\endnotemark[1]
\theendnotes
```

3-2-26

The font size for the list of endnotes is controlled through `\notesize`, which defaults to `\footnotesize`. Also, by modifying `\noteformat` you can change the display of the individual endnotes within their list. This command is supposed to set up the paragraph parameters for the endnotes and to typeset the note number stored in `\theenmark`. In the example we start with no indentation for the first paragraph and with the number placed into the margin.

This is simple text.<sup>1</sup> This is simple text.<sup>2</sup> Some more text with a mark.<sup>1</sup>

## Notes

1. The first endnote with a lot of text to produce two lines.

And even a second paragraph.

2. The second endnote.

```
\usepackage{endnotes}
\renewcommand\noteformat{\noindent\raggedright
\setlength\parindent{12pt}\makebox[0pt][r]{\theenmark.\,}}
\renewcommand\notesize{\scriptsize}

This is simple text.\endnote{The first endnote with a lot
of text to produce two lines.\par And even a second
paragraph.}
This is simple text.\endnote{The second endnote.}
Some more text with a mark.\endnotemark[1]
\theendnotes
```

3-2-27

### 3.2.8 Marginal notes

The standard  $\text{\LaTeX}$  command `\marginpar` generates a marginal note. This command typesets the text given as its argument in the margin, with the first line being at the same height as the line in the main text where the `\marginpar` command occurs. When only the mandatory argument is specified, the text goes to the right margin for one-sided printing; to the outside margin for two-sided printing;

and to the nearest margin for two-column formatting. When you also specify an optional argument, its text is used if the left margin is chosen, while the second (mandatory) argument is used for the right margin.

This placement strategy can be reversed (except for two-column formatting) using `\reversemarginpar`, which acts on all marginal notes from there on. You can return to the default behavior with `\normalmarginpar`.

There are a few important things to understand when using marginal notes. First, the `\marginpar` command does not start a paragraph. Thus, if it is used before the first word of a paragraph, the vertical alignment will not match the beginning of the paragraph. Second, the first word of its argument is not automatically hyphenated. Thus, for a narrow margin and long words (as in German), you may have to precede the first word by a `\hspace{0pt}` command to allow hyphenation of that word. These two potential problems can be eased by defining a command like `\marginlabel`, which starts with an empty box `\mbox{}`, typesets a marginal note ragged left, and adds a `\hspace{0pt}` in front of the argument.

Some text with a marginal note. Some more text. Another text with a marginal note. Some more text. A lot of additional text here to fill up the space in the example on the left.	<code>ASuperLongFirstWord with problems</code> <code>ASuperLong-Firstword without problems</code>	<pre> \newcommand\marginlabel[1]{\mbox{ }\marginpar {\raggedright\hspace{0pt}\#1}} Some\marginpar{ASuperLongFirstWord with problems} text with a marginal note. Some more text. Another\marginlabel{ASuperLongFirstword without problems} text with a marginal note. Some more text. A lot of additional text here to fill up the space in the example on the left. </pre>
---	--	--

3-2-28

Of course, the above definition can no longer produce different texts depending on the chosen margin. With a little more finesse this problem could be solved, using, for example, the `\ifthenelse` constructs from the `ifthen` package.

The  $\LaTeX$  kernel tries hard (without producing too much processing overhead) to ensure that the contents of `\marginpar` commands always show up in the correct margin and in most circumstances will make the right decisions. In some cases, however, it will fail. If you are unlucky enough to stumble across one of them, a one-off solution is to add an explicit `\pagebreak` to stop the page generation from looking too far ahead. Of course, this has the disadvantage that the correction means visual formatting and has to be undone if the document changes. A better solution is to load the package `mparhack` written by Tom Sgouros and Stefan Ulrich. Once this package is loaded all `\marginpar` positions are tracked (internally using a label mechanism and writing the information to the `.aux` file). You may then get a warning “Marginpars may have changed. Rerun to get them right”, indicating that the positions have changed in comparison to the previous  $\LaTeX$  run and that a further run is necessary to stabilize the document.

As explained in Table 4.2 on page 196, there are three length parameters to customize the style of marginal notes: `\marginparwidth`, `\marginparsep`, and `\marginparpush`.

	<i>Command</i>	<i>Default Definition</i>	<i>Representation</i>
<i>First Level</i>	<code>\labelitemi</code>	<code>\textbullet</code>	•
<i>Second Level</i>	<code>\labelitemii</code>	<code>\normalfont\bfseries \textendash</code>	–
<i>Third Level</i>	<code>\labelitemiii</code>	<code>\textasteriskcentered</code>	*
<i>Fourth Level</i>	<code>\labelitemiv</code>	<code>\textperiodcentered</code>	.

Table 3.5: Commands controlling an `itemize` list environment

## 3.3 List structures

Lists are very important  $\text{\LaTeX}$  constructs and are used to build many of  $\text{\LaTeX}$ 's display-like environments.  $\text{\LaTeX}$ 's three standard list environments are discussed in Section 3.3.1, where we also show how they can be customized. Section 3.3.2 starting on page 132 provides an in-depth discussion of the `paralist` package, which introduces a number of new list structures and offers comprehensive methods to customize them, as well as the standard lists. It is followed by a discussion of “headed lists”, such as theorems and exercises. Finally, Section 3.3.4 on page 144 discusses  $\text{\LaTeX}$ 's general list environment.

### 3.3.1 Modifying the standard lists

It is relatively easy to customize the three standard  $\text{\LaTeX}$  list environments `itemize`, `enumerate`, and `description`, and the next three sections will look at each of these environments in turn. Changes to the default definitions of these environments can either be made globally by redefining certain list-defining parameters in the document preamble or can be kept local.

#### Customizing the `itemize` list environment

For a simple unnumbered `itemize` list, the labels are defined by the commands shown in Table 3.5. To create a list with different-looking labels, you can redefine the label-generating command(s). You can make that change local for one list, as in the example below, or you can make it global by putting the redefinition in the document preamble. The following simple list is a standard `itemize` list with a marker from the PostScript Zapf Dingbats font (see Section 7.6.4 on page 378) for the first-level label:

```

\usepackage{pifont}
\newenvironment{MYitemize}{\renewcommand\labelitemi
    {\ding{43}}\begin{itemize}}{\end{itemize}}
\begin{MYitemize}
\item Text of the first item in the list.
\item Text of the first sentence in the second
    item of the list. And the second sentence.
\end{MYitemize}

```

☞ Text of the first item in the list.

☞ Text of the first sentence in the second item of the list. And the second sentence.

### Customizing the `enumerate` list environment

L<sup>A</sup>T<sub>E</sub>X's enumerated (numbered) list environment `enumerate` is characterized by the commands and representation forms shown in Table 3.6 on the next page. The first row shows the names of the counter used for numbering the four possible levels of the list. The second and third rows are the commands giving the representation of the counters and their default definition in the standard L<sup>A</sup>T<sub>E</sub>X class files. Rows four, five, and six contain the commands, the default definition, and an example of the actual enumeration string printed by the list.

A reference to a numbered list element is constructed using the `\theenumi`, `\theenumii`, and similar commands, prefixed by the commands `\p@enumi`, `\p@enumii`, etc., respectively. The last three rows in Table 3.6 on the following page show these commands, their default definition, and an example of the representation of such references. It is important to consider the definitions of both the representation and reference-building commands to get the references correct.

We can now create several kinds of numbered description lists simply by applying what we have just learned.

Our first example redefines the first- and second-level counters to use capital Roman digits and Latin characters. The visual representation should be the value of the counter followed by a dot, so we can use the default value from Table 3.6 on the next page for `\labelenumi`.

	<pre>\renewcommand\theenumi {\Roman{enumi}} \renewcommand\theenumii {\Alph{enumii}} \renewcommand\labelenumii{\theenumii.}</pre>
<b>I. Introduction</b>	<pre>\begin{enumerate} \item \textbf{Introduction} \label{q1} \begin{enumerate} \item \textbf{Applications} \ \ Motivation for research and appli- cations related to the subject. \label{q2} \item \textbf{Organization} \ \ Explain organization of the report, what is included, and what is not. \label{q3} \end{enumerate} \end{enumerate} \item \textbf{Literature Survey} \label{q4} \end{enumerate}</pre>
<span style="border: 1px solid black; padding: 2px;">3-3-2</span> <code>q1=I q2=IA q3=IB q4=II</code>	<pre>q1=\ref{q1} q2=\ref{q2} q3=\ref{q3} q4=\ref{q4}</pre>

After these redefinitions we get funny-looking references; to correct this we have to adjust the definition of the prefix command `\p@enumii`. For example, to get a reference like “I-A” instead of “IA” as in the previous example, we need

```
\makeatletter \renewcommand\p@enumii{\theenumi--} \makeatother
```

because the reference is typeset by executing `\p@enumii` followed by `\theenumii`.

	<i>First Level</i>	<i>Second Level</i>	<i>Third Level</i>	<i>Fourth Level</i>
<i>Counter</i>	<code>enumi</code>	<code>enumii</code>	<code>enumiii</code>	<code>enumiv</code>
<i>Representation</i>	<code>\theenumi</code>	<code>\theenumii</code>	<code>\theenumiii</code>	<code>\theenumiv</code>
<i>Default Definition</i>	<code>\arabic{enumi}</code>	<code>\alph{enumii}</code>	<code>\roman{enumiii}</code>	<code>\Alph{enumiv}</code>
<i>Label Field</i>	<code>\labelenumi</code>	<code>\labelenumii</code>	<code>\labelenumiii</code>	<code>\labelenumiv</code>
<i>Default Form</i>	<code>\theenumi.</code>	<code>(\theenumii)</code>	<code>\theenumiii.</code>	<code>\theenumiv.</code>
<i>Numbering Example</i>	1., 2.	(a), (b)	i, ii.	A., B.
<i>Reference representation</i>				
<i>Prefix</i>	<code>\p@enumi</code>	<code>\p@enumii</code>	<code>\p@enumiii</code>	<code>\p@enumiv</code>
<i>Default Definition</i>	<code>{}</code>	<code>\theenumi</code>	<code>\theenumi(\theenumii)</code>	<code>\p@enumiii\theenumiii</code>
<i>Reference Example</i>	1, 2	1a, 2b	1(a)i, 2(b)ii	1(a)iA, 2(b)iiB

Table 3.6: Commands controlling an enumerate list environment

Note that we need `\makeatletter` and `\makeatother` because the command name to redefine contains an @ sign. Instead of this low-level method, consider using `\labelformat` from the `varioref` package described in Section 2.4.2.

You can also decorate an enumerate field by adding something to the label field. In the example below, we have chosen for the first-level list elements the paragraph sign (§) as a prefix and a period as a suffix (omitted in references).

§1. text inside list, more text inside list	
§2. text inside list, more text inside list	<code>\renewcommand\labelenumi{\S\theenumi.}</code>
§3. text inside list, more text inside list	<code>\usepackage{varioref} \labelformat{enumi}{\S#1}</code>
	<code>\begin{enumerate}</code>
	<code>\item \label{w1} text inside list, more text inside list</code>
	<code>\item \label{w2} text inside list, more text inside list</code>
	<code>\item \label{w3} text inside list, more text inside list</code>
	<code>\end{enumerate}</code>
<code>w1=§1 w2=§2 w3=§3</code>	<code>w1=\ref{w1} w2=\ref{w2} w3=\ref{w3}</code>

3-3-3

You might even want to select different markers for consecutive labels. For instance, in the following example, characters from the PostScript font ZapfDingbats are used. In this case there is no straightforward way to automatically make the `\ref` commands produce the correct references. Instead of `\theenumi` simply producing the representation of the `enumi` counter, we define it to calculate from the counter value which symbol to select. The difficulty here is to create this definition in a way such that it survives the label-generating process. The trick is to add the `\protect` commands so that `\setcounter` and `\ding` are not executed when the label is written to the `.aux` file, yet to ensure that the current value of the counter is stored therein. The latter goal is achieved by prefixing `\value` by the (internal)

$\TeX$  command `\the` within `\setcounter` (but not within `\ding`); without it the references would all show the same values.<sup>1</sup>

	<pre>\usepackage{calc,pifont} \newcounter{local} \renewcommand\theenumi{\protect\setcounter{local}% {171+\the\value{enumi}}\protect\ding{\value{local}}} \renewcommand\labelenumi{\theenumi}</pre>
① text inside list, text inside list, text inside list, more text inside list;	<pre>\begin{enumerate} \item text inside list, text inside list, \label{11} text inside list, more text inside list;</pre>
② text inside list, text inside list, text inside list, more text inside list;	<pre>\item text inside list, text inside list, \label{12} text inside list, more text inside list;</pre>
③ text inside list, text inside list, text inside list, more text inside list.	<pre>\item text inside list, text inside list, \label{13} text inside list, more text inside list. \end{enumerate}</pre>
3-3-4 11=① 12=② 13=③	<pre>11=\ref{11} 12=\ref{12} 13=\ref{13}</pre>

The same effect is obtained with the `dingautolist` environment defined in the `pifont` package, which is part of the PSNFSS system (see Section 7.6.4 on page 378).

### Customizing the description list environment

With the `description` environment you can change the `\descriptionlabel` command that generates the label. In the following example the font for typesetting the labels is changed from boldface (default) to sans serif.

	<pre>\renewcommand\descriptionlabel[1]% {\hspace{\labelsep}\textsf{#1}}</pre>
A. text inside list, text inside list, text inside list, more text inside list;	<pre>\begin{description} \item[A.] text inside list, text inside list, text inside list, more text inside list;</pre>
B. text inside list, text inside list, text inside list, more text inside list;	<pre>\item[B.] text inside list, text inside list, text inside list, more text inside list; \end{description}</pre>
3-3-5	

The standard  $\LaTeX$  class files set the starting point of the label box in a `description` environment at a distance of `\labelsep` to the left of the left margin of the enclosing environment. Thus, the `\descriptionlabel` command in the example above first adds a value of `\labelsep` to start the label aligned with the left margin (see page 147 for detailed explanations).

<sup>1</sup>For the  $\TeX$ nically interested:  $\LaTeX$ 's `\value` command, despite its name, is not producing the "value" of a  $\TeX$  counter but only its internal  $\TeX$  register name. In most circumstances this can be used as the value but unfortunately not inside `\edef` or `\write`, where the internal name rather than the "value" will survive. By prefixing the internal register name with the command `\the`, we get the "value" even in such situations.



### 3.3.2 paralist—Extended list environments

The `paralist` package created by Bernd Schandl provides a number of new list environments and offers extensions to L<sup>A</sup>T<sub>E</sub>X's standard ones that make their customization much easier. Standard and new list environments can be nested within each other and the enumeration environments support the `\label/\ref` mechanism.

#### Enumerations

All standard L<sup>A</sup>T<sub>E</sub>X lists are display lists; that is, they leave some space at their top and bottom as well as between each item. Sometimes, however, one wishes to enumerate something within a paragraph without such visual interruption. The `inparaenum` environment was developed for this purpose. It supports an optional argument that you can use to customize the generated labels, the exact syntax of which is discussed later in this section.

<p>We may want to enumerate items within a paragraph to (a) save space (b) make a less prominent statement, or (c) for some other reason.</p>	<pre style="font-family: monospace; font-size: 0.9em;">\usepackage{paralist} We may want to enumerate items within a paragraph to \begin{inparaenum}[(a)]   \item save space   \item make a less prominent statement, or   \item for some other reason. \end{inparaenum}</pre>	3-3-6
---	--	-------

But perhaps this is not precisely what you are looking for. A lot of people like to have display lists but prefer them without much white space surrounding them. In that case `compactenum` might be your choice, as it typesets the list like `enumerate` but with all vertical spaces set to 0pt.

<p>On the other hand we may want to enumerate like this:</p> <ol style="list-style-type: none"> <li>i) still make a display list</li> <li>ii) format items as usual but with less vertical space, that is</li> <li>iii) similar to normal <code>enumerate</code>.</li> </ol>	<pre style="font-family: monospace; font-size: 0.9em;">\usepackage{paralist} On the other hand we may want to enumerate like this: \begin{compactenum}[i]]   \item still make a display list   \item format items as usual but with less         vertical space, that is   \item similar to normal \texttt{enumerate}. \end{compactenum}</pre>	3-3-7
--	--	-------

Actually, our previous statement was not true—you can customize the vertical spaces used by `compactenum`. Here are the parameters: `\pltopsep` is the space above and below the environment, `\plpartopsep` is the extra space added to the previous space when the environment starts a paragraph on its own, `\plitemsep` is the space between items, and `\plparsep` is the space between paragraphs within an item.

A final enumeration alternative is offered with the `asparaenum` environment, which formats the items as individual paragraphs. That is, their first line is indented by `\parindent` and following lines are aligned with the left margin.

Or perhaps we may want to enumerate like this:

- 1) still make a display list
- 2) format items as paragraphs with turnover lines not indented, that is
- 3) similar to normal `enumerate`.

3-3-8

```
\usepackage{paralist}
```

Or perhaps we want to enumerate like this:

```
\begin{asparaenum}[1]
\item still make a display list \item format items
as paragraphs with turnover lines not indented,
that is \item similar to normal \texttt{enumerate}.
\end{asparaenum}
```

As seen in the previous examples all enumeration environments support one optional argument that describes how to format the item labels. Within the argument the tokens `A`, `a`, `I`, `i`, and `1` have a special meaning: they are replaced by the enumeration counter displayed in style `\Alph`, `\alph`, `\Roman`, `\roman`, or `\arabic`, respectively. All other characters retain their normal meanings. Thus, the argument `[(a)]` will result in labels like (a), (b), (c), and so on, while `[\S i:]` will produce §i, §ii, §iii, and so on.

You have to be a bit careful if your label contains text strings, such as labels like Example 1, Example 2, ... In this case you have to hide the “a” inside a brace group—that is, use an argument like `[{Example} 1]`. Otherwise, you will get strange results, as shown in the next example.

Item b shows what can go wrong:

Example a: On the first item we will not notice it but

Exbmlpe b: the second item then shows what happens if a special character is mistakenly matched.

3-3-9

```
\usepackage{paralist}
```

Item~\ref{bad} shows what can go wrong:

```
\begin{asparaenum}[Example a:]
\item On the first item we will not notice it
but \item the second item then shows what
happens if a special character is mistakenly
matched. \label{bad}
\end{asparaenum}
```

Fortunately, the package usually detects such incorrect input and will issue a warning message. A consequence of hiding special characters by surrounding them with braces is that an argument like `[\textbf{a}]` will not work either, because the “a” will not be considered as special any more. A workaround for this case is to use something that does not require braces, such as `\bfseries`.

As can be seen above, referencing a `\label` will produce only the counter value in the chosen representation but not any frills added in the optional argument. This is the case for all enumeration environments.

It is not possible with this syntax to specify that a label should show the outer as well as the inner enumeration counter, because the special characters always refer to the current enumeration counter. There is one exception: if you load the

package with the option `pointedenum` or with the option `pointlessenum`, you will get labels like those shown in the next example.

	<code>\usepackage[pointedenum]{paralist}</code>
	<code>\begin{compactenum}</code>
	<code>\item First level.</code>
	<code>\begin{compactenum}</code>
	<code>\item Second level.</code>
1. First level.	<code>\begin{compactenum} \item Third level. \end{compactenum}</code>
1.1. Second level.	<code>\item Second level again.</code>
1.1.1. Third level.	<code>\end{compactenum}</code>
1.2. Second level again.	<code>\end{compactenum}</code>

3-3-10

The difference between the two options is the presence or absence of the trailing period. As an alternative to the options you can use the commands `\pointedenum` and `\pointlessenum`. They enable you to define your own environments that format labels in this way while other list environments show labels in different formats. If you need more complicated labels, such as those involving several enumeration counters from different levels, then you have to construct them manually using the methods described in Section 3.3.1 on page 129.

The optional argument syntax for specifying the typesetting of enumeration labels was first implemented in the `enumerate` package by David Carlisle, who extended the standard `enumerate` environment to support such an optional argument. With `paralist` the optional argument is supported for all enumeration environments, including the standard `enumerate` environment (for which it is an upward-compatible extension).

If an optional argument is used on any of the enumeration environments, then by default the left margin will be made only as wide as necessary to hold the labels. More exactly, the indentation is adjusted to the width of the label as it would be if the counter value is currently seven. This produces a fairly wide number (vii) if the numbering style is “Roman” and does not matter otherwise. This behavior is shown in the next example. For some documents this might be the right behavior, but if you prefer a more uniform indentation use the option `neverdecrease`, which will ensure that the left margin is always at least as wide as the default setting.

	<code>\usepackage{paralist}</code>
	The left margin may vary if we are not careful.
	<code>\begin{enumerate}</code>
	<code>\item An item in a normal \texttt{enumerate}.</code>
	<code>\end{enumerate}</code>
	<code>\begin{compactenum}</code>
	<code>\item Same left margin in \item this case.</code>
	<code>\end{compactenum}</code>
	<code>\begin{compactenum}[i]</code>
	<code>\item But a different one \item here.</code>
	<code>\end{compactenum}</code>

The left margin may vary if we are not careful.

1. An item in a normal `enumerate`.
1. Same left margin in
2. this case.
- i) But a different one
- ii) here.

3-3-11

On the other hand, you can always force that kind of adjustment, even for environments without an optional argument, by specifying the option `alwaysadjust`.

<p>Here we force the shortest possible indentation always:</p> <ol style="list-style-type: none"> <li>1. An item in a normal enumerate.             <ol style="list-style-type: none"> <li>i) But a different</li> <li>ii) indentation</li> <li>iii) here.</li> </ol> </li> <li>1. Same left margin as</li> <li>2. in the first case.</li> </ol>	<pre style="font-family: monospace;">\usepackage[alwaysadjust]{paralist} \begin{enumerate} \item An item in a normal \texttt{enumerate}. \end{enumerate} \begin{compactenum}[i] \item But a different \item indentation \item here. \end{compactenum} \begin{compactenum}[1.] \item Same left margin as \item in the first case. \end{compactenum}</pre>
--	--

3-3-12

Finally, with the option `neveradjust` the standard indentation is used in all cases. Thus, labels that are too wide will extend into the left margin.

<p>With this option the label is pushed into the margin.</p> <ol style="list-style-type: none"> <li>1. An item in a normal enumerate.</li> </ol> <p>Task A) Same left indentation in Task B) this case.</p> <ol style="list-style-type: none"> <li>1) And the same indentation</li> <li>2) here.</li> </ol>	<pre style="font-family: monospace;">\usepackage[neveradjust]{paralist} \begin{enumerate} \item An item in a normal\ \texttt{enumerate}. \end{enumerate} \begin{compactenum}[{Task} A)] \item Same left indentation in \item this case. \end{compactenum} \begin{compactenum}[1)] \item And the same indentation \item here. \end{compactenum}</pre>
---	--

3-3-13

### Itemizations

For itemized lists the `paralist` package offers the environments `compactitem`, which is a compact version of the standard `itemize` environment; `asparaitem` which formats the items as paragraphs; and `inparaitem`, which produces an in-line itemization. The last environment was added mainly for symmetry reasons. All three environments accept an optional argument, that specifies the label to be used for each item.

<p>Producing itemized lists with special labels is easy.</p> <ul style="list-style-type: none"> <li>★ This example uses the package option <code>neverdecrease</code>.</li> <li>★ Without it the left margin would be smaller.</li> </ul>	<pre style="font-family: monospace;">\usepackage[neverdecrease]{paralist} Producing itemized lists with special labels is easy. \begin{compactitem}[\$\star\$] \item This example uses the package option \texttt{neverdecrease}. \item Without it the left margin would be smaller. \end{compactitem}</pre>
---	--

3-3-14

The three label justification options `neverdecrease`, `alwaysadjust`, and `neveradjust` are also valid for the itemized lists, as can be seen in the previous example. When the `paralist` package is loaded, L<sup>A</sup>T<sub>E</sub>X's `itemize` environment is extended to also support that type of optional argument.

## Descriptions

For descriptions the `paralist` package introduces three additional environments: `compactdesc`, which is like the standard L<sup>A</sup>T<sub>E</sub>X `description` environment but with all vertical spaces reduced to zero (or whatever you specify as a customization); `asparadesc`, which formats each item as a paragraph; and `inparadesc`, which allows description lists within running text.

Because description-type environments specify each label at the `\item` command, these environments have no need for an optional argument.

Do you like inline description lists?  
Try them out!

**paralist** A useful package as it supports **compact...** environments that have zero vertical space, **aspara...** environments formatted as paragraphs, and **inpara...** environments as inline lists.

**enumerate** A package that is superseded now.

```
\usepackage{paralist}
Do you like inline description lists? Try them out!
\begin{compactdesc}
\item[paralist] A useful package as it supports
\begin{inparadesc} \item[compact\ldots] environments
that have zero vertical space, \item[aspara\ldots]
environments formatted as paragraphs, and
\item[inpara\ldots] environments as inline lists.
\end{inparadesc}
\item[enumerate] A package that is superseded now.
\end{compactdesc}
```

3-3-15

## Adjusting defaults

Besides providing these useful new environments the `paralist` package lets you customize the default settings of enumerated and itemized lists.

You can specify the default labels for different levels of itemized lists with the help of the `\setdefaultitem` declaration. It takes four arguments (as four levels of nesting are possible). In each argument you specify the desired label (just as you do with the optional argument on the environment itself) or, if you are satisfied with the default for the given level, you specify an empty argument.

- Outer level is using the default label.
  - On the second level we use again a bullet.
  - ★ And on the third level a star.

```
\usepackage{paralist} \setdefaultitem{}{\textbullet}{\star}{}
\begin{compactitem}
\item Outer level is using the default label.
\begin{compactitem}
\item On the second level we use again a bullet.
\begin{compactitem}
\item And on the third level a star.
\end{compactitem}
\end{compactitem}
\end{compactitem}
```

3-3-16

The changed defaults apply to all subsequent itemized environments. Normally, such a declaration is placed into the preamble, but you can also use it to change the defaults mid-document. In particular, you can define environments that contain a `\setdefaultitem` declaration which would then apply only to that particular environment—and to lists nested within its body.

You will probably not be surprised to learn that a similar declaration exists for enumerations. By using `\setdefaulttenum` you can control the default look and feel of such environments. Again, there are four arguments corresponding to the four levels. In each you either specify your label definition (using the syntax explained earlier) or you leave it empty to indicate that the default for this level should be used.

<pre> 1) All levels get a closing    parenthesis in this example.    a) Lowercase letters       here.       i) Roman numerals          here.       ii) Really! </pre>	<pre> \usepackage{paralist} \setdefaulttenum{1}{a}{i}{A} \begin{compactenum} \item All levels get a closing parenthesis in this example.   \begin{compactenum}   \item Lowercase letters here.     \begin{compactenum}     \item Roman numerals here. \item Really!     \end{compactenum}   \end{compactenum} \end{compactenum} </pre>
---	--

3-3-17

There is also the possibility of adjusting the indentation for the various list levels using the declaration `\setdefaultleftmargin`. However, this command has six arguments (there are a total of six list levels in the standard  $\LaTeX$  classes), each of which takes either a dimension denoting the increase of the indentation at that level or an empty argument indicating to use the current value as specified by the class or elsewhere. Another difference from the previous declarations is that in this case we are talking about the absolute list levels and not about relative levels related to either enumerations or itemizations (which can be mixed). Compare the next example with the previous one to see the difference.

<pre> 1) All levels get a closing paren-    thesis in this example.    a) Lowercase letters here.       i) Roman numerals here.       ii) Really! </pre>	<pre> \usepackage{paralist} \setdefaulttenum{1}{a}{i}{A} \setdefaultleftmargin{\parindent}{\parindent} {\parindent}{\parindent}{}{} \begin{compactenum} \item All levels get a closing parenthesis in this example.   \begin{compactenum}   \item Lowercase letters here.     \begin{compactenum}     \item Roman numerals here. \item Really!     \end{compactenum}   \end{compactenum} \end{compactenum} </pre>
--	---

3-3-18

By default, enumeration and itemized lists set their labels flush right. This behavior can be changed with the help of the option `flushleft`.

As described earlier, the label of the standard description list can be adjusted by modifying `\descriptionlabel`, which is also responsible for formatting the label in a `compactdesc` environment. With `inparadesc` and `asparadesc`, however, a different command, `\paradescriptionlabel`, is used for this purpose. As these environments handle their labels in slightly different ways, they do not need adjustments involving `\labelsep` (see page 147). Thus, its default definition is simply:

```
\newcommand*\paradescriptionlabel[1]{\normalfont\bfseries #1}
```

Finally, the `paralist` package supports the use of a configuration file named `paralist.cfg`, which by default is loaded if it exists. You can prevent this by specifying the option `nocfg`.

### 3.3.3 `amsthm`—Providing headed lists

The term “headed lists” describes typographic structures that, like other lists such as quotations, form a discrete part of a section or chapter and whose start and finish, at least, must be clearly distinguished. This is typically done by adjusting the vertical space at the start or adding a rule, and in this case also by including some kind of heading, similar to a sectioning head. The end may also be distinguished by a rule or other symbol, maybe within the last paragraph, and by extra vertical space.

Another property that distinguishes such lists is that they are often numbered, using either an independent system or in conjunction with the sectional numbering.

Perhaps one of the more fruitful sources of such “headed lists” is found in the so-called “theorem-like” environments. These had their origins in mathematical papers and books but are equally applicable to a wide range of expository material, as examples and exercises may take this form whether or not they contain mathematical material.

Because their historical origins lie in the mathematical world, we choose to describe the `amsthm` package [7] by Michael Downes from the American Mathematical Society (AMS) as a representative of this kind of extension.<sup>1</sup> This package provides an enhanced version of standard  $\text{\LaTeX}$ 's `\newtheorem` declaration for specifying theorem-like environments (headed lists).

As in standard  $\text{\LaTeX}$ , environments declared in this way take an optional argument in which extra text, known as “notes”, can be added to the head of the environment. See the example below for an illustration.

---

<sup>1</sup>When the `amsthm` package is used with a non-AMS document class and with the `amsmath` package, `amsthm` must be loaded *after* `amsmath`. The AMS document classes incorporate both packages.

```
\newtheorem*{name}{heading}
```

The `\newtheorem` declaration has two mandatory arguments. The first is the environment name that the author would like to use for this element. The second is the heading text.

If `\newtheorem*` is used instead of `\newtheorem`, no automatic numbers will be generated for the environments. This form of the command can be useful if you have only one lemma or exercise and do not want it to be numbered; it is also used to produce a special named variant of one of the common theorem types.

```

\usepackage{amsthm}
\newtheorem{lem}{Lemma}
\newtheorem*{ML}{Mittelbach's Lemma}
\begin{lem}[Main] The \LaTeX{} Companion
  complements any \LaTeX{} introduction.
\end{lem}
\begin{ML} The \LaTeX{} Companion contains
  packages from all application areas.
\end{ML}

```

**Lemma 1 (Main).** *The  $\text{\LaTeX}$  Companion complements any  $\text{\LaTeX}$  introduction.*

**Mittelbach's Lemma.** *The  $\text{\LaTeX}$  Companion contains packages from all application areas.*

3-3-19

In addition to the two mandatory arguments, `\newtheorem` has two mutually exclusive optional arguments. They affect the sequencing and hierarchy of the numbering.

```

\newtheorem{name}[use-counter]{heading}
\newtheorem{name}{heading}[number-within]

```

By default, each kind of theorem-like environment is numbered independently. Thus, if you have lemmas, theorems, and some examples interspersed, they will be numbered something like this: Example 1, Lemma 1, Lemma 2, Theorem 1, Example 2, Lemma 3, Theorem 2. If, for example, you want the lemmas and theorems to share the same numbering sequence—Example 1, Lemma 1, Lemma 2, Theorem 3, Example 2, Lemma 4, Theorem 5—then you should indicate the desired relationship as follows:

```
\newtheorem{thm}{Theorem} \newtheorem{lem}[thm]{Lemma}
```

The optional *use-counter* argument (value `thm`) in the second statement means that the `lem` environment should share the `thm` numbering sequence instead of having its own independent sequence.

To have a theorem environment numbered subordinately within a sectional unit—for example, to get exercises numbered Exercise 2.1, Exercise 2.2, and so on, in Section 2—put the name of the parent counter in square brackets in the final position:

```
\newtheorem{exa}{Exercise}[section]
```



With the optional argument [section], the exa counter will be reset to 0 whenever the parent counter section is incremented.

### Defining the style of headed lists

The specification part of the amsthm package supports the notion of a current theorem style, which determines the formatting that will be set up by a collection of `\newtheorem` commands.<sup>1</sup>

```
\theoremstyle{style}
```

The three theorem styles provided by the package are `plain`, `definition`, and `remark`; they specify different typographical treatments that give the environments a visual emphasis corresponding to their relative importance. The details of this typographical treatment may vary depending on the document class, but typically the `plain` style produces italic body text and the other two styles produce Roman body text.

To create new theorem-like environments in these styles, divide your `\newtheorem` declarations into groups and preface each group with the appropriate `\theoremstyle`. If no `\theoremstyle` command is given, the style used will be `plain`. Some examples follow:

**Definition 1.** A typographical challenge is a problem that cannot be solved with the help of *The L<sup>A</sup>T<sub>E</sub>X Companion*.

**Theorem 2.** *There are no typographical challenges.*

*Remark.* The proof is left to the reader.

```
\usepackage{amsthm}
\theoremstyle{plain}      \newtheorem{thm}{Theorem}
\theoremstyle{definition} \newtheorem{defn}[thm]{Definition}
\theoremstyle{remark}    \newtheorem*{rem}{Remark}

\begin{defn}
  A typographical challenge is a problem that cannot be
  solved with the help of \emph{The \LaTeX{} Companion}.
\end{defn}

\begin{thm}There are no typographical challenges.\end{thm}

\begin{rem}The proof is left to the reader.\end{rem}
```

3-3-20

Note that the fairly obvious choice of “def” for the name of a “Definition” environment does not work, because it conflicts with the existing low-level T<sub>E</sub>X command `\def`.

#### Number swapping

A fairly common style variation for theorem heads is to have the theorem number on the left, at the beginning of the heading, instead of on the right. As this variation is usually applied across the board regardless of individual `\theoremstyle` changes, swapping numbers is done by placing a `\swapnumbers` declaration at the beginning of the list of `\newtheorem` statements that should be affected.

<sup>1</sup>This was first introduced in the now-superseded theorem package by Frank Mittelbach.

### Advanced customization

More extensive customization capabilities are provided by the package through the `\newtheoremstyle` declaration and through a mechanism for using package options to load custom theorem style definitions.

```
\newtheoremstyle{name}{space-above}{space-below}{body-font}{indent}
  {head-font}{head-after-punct}{head-after-format}{head-full-spec}
```

To set up a new style of “theorem-like” headed list, use this declaration with the nine mandatory arguments described below. For many of these arguments, if they are left empty, a default is used as listed here.

*name* The name used to refer to the new style.

*space-above* The vertical space above the headed list, a rubber length (default `\topsep`).

*space-below* The vertical space below the headed list, a rubber length (default `\topsep`).

*body-style* A declaration of the font and other aspects of the style to use for the text in the body of the list (default `\normalfont`).

*indent* The extra indentation of the first line of the list, a non-rubber length (default is no extra indent).

*head-style* A declaration of the font and other aspects of the style to use for the text in the head of the list (default `\normalfont`).

*head-after-punct* The text (typically punctuation) to be inserted after the head text, including any note text.

*head-after-space* The horizontal space to be inserted after the head text and “punctuation”, a rubber length. It cannot be completely empty. As two very special cases it can contain either a single space character to indicate that just a normal interword space is required or, more surprisingly, just the command `\newline` to indicate that a new line should be started for the body of the list.

*head-full-spec* A non-empty value for this argument enables a complete specification of the setting of the head itself to be supplied; an empty value means that the layout of the “plain” theorem style is used. See below for further details.

Any extra set-up code for the whole environment is best put into the *body-style* argument, although care needs to be taken over how it will interact with what is set up automatically. Anything that applies only to the head can be put in *head-style*.

In the example below we define a `break` theorem style, which starts a new line after the heading. The heading text is set in bold sans serif, followed by a colon and outdented into the margin by 12pt. Since the book examples are typeset in a very small measure, we added `\RaggedRight` to the *body-style* argument.

```
\usepackage{ragged2e,amsthm}
\newtheoremstyle{break}%
  {9pt}{9pt}%           Space above and below
  {\itshape\RaggedRight}% Body style
  {-12pt}%             Heading indent amount
  {\sffamily\bfseries}{:}% Heading font and punctuation after it
  {\newline}%           Space after heading (\newline = linebreak)
  {}%                   Head spec (empty = same as 'plain' style)
\theoremstyle{break}
\newtheorem{exa}{Exercise}
\begin{exa}[Active author]
  Find the author responsible for the largest number of
  packages described in The \LaTeX Companion.
\end{exa}
```

### Exercise 1 (Active author):

Find the author responsible for the largest number of packages described in *The L<sup>A</sup>T<sub>E</sub>X Companion*.

```
\begin{exa}[Active author]
  Find the author responsible for the largest number of
  packages described in The \LaTeX Companion.
\end{exa}
```

3-3-21

### Specifying the heading format

The *head-full-spec* argument, if non-empty, becomes the definition part of an internal command that is used to typeset the (up to) three bits of information contained in the head of a theorem-like environment: its number (if any), its name, and any extra notes supplied by the author when using the environment. Thus, it should contain references to three arguments that will then be replaced as follows:

- #1 The fixed text that is to be used in the head (for example, “Exercises”), It comes from the `\newtheorem` used to declare an environment.
- #2 A representation of the number of the element, if it should be numbered. It is conventionally left empty if the environment should not be numbered.
- #3 The text for the optional note, from the environment’s optional argument.

Assuming all three parts are present, the contents of the *head-full-spec* argument could look as follows:

```
#1 #2 \textup{(#3)}
```

Although you are free make such a declaration, it is normally best not to use these arguments directly as this might lead to unwanted extra spaces if, for example, the environment is unnumbered.

To account for this extra complexity, the package offers three additional commands, each of which takes one argument: `\thmname`, `\thmnumber`, and `\thmnote`. These three commands are redefined at each use of the environment so as to process their arguments in the correct way. The default for each of them is simply to “typeset the argument”. Nevertheless, if, for example, the particular occurrence is

unnumbered, then `\thmnumber` gets redefined to do no typesetting. Thus, a better definition for the *head-full-spec* argument would be

```
\thmname{#1}\thmnumber{ #2}\thmnote{ \textup{(#3)}}
```

which corresponds to the set-up used by the default `plain` style. Note the spaces within the last two arguments: they provide the interword spaces needed to separate the parts of the typeset head but, because they are inside the arguments, they are present only if that part of the head is typeset.

In the following example we provide a “Theorem” variation in which the whole theorem heading has to be supplied as an optional note, such as for citing theorems from other sources.

```
\usepackage{amsthm}
\newtheoremstyle{citing}% Name
  {3pt}{3pt}%           Space above and below
  {\itshape}%           Body font
  {\parindent}{\bfseries}% Heading indent and font
  {.%}%                 Punctuation after heading
  { }%                 Space after head (" " = normal interword space)
  {\thmnote{#3}}%       Typeset note only, if present
\theoremstyle{citing} \newtheorem*{varthm}{}
\begin{varthm}[Theorem 3.16 in \cite{Knuth90}]
By focusing on small details, it is possible to
understand the deeper significance of a passage.
\end{varthm}
```

**Theorem 3.16 in [87].** *By focusing on small details, it is possible to understand the deeper significance of a passage.*

3-3-22

### Proofs and the QED symbol

Of more specifically mathematical interest, the package defines a proof environment that automatically adds a “QED symbol” at the end. This environment produces the heading “Proof” with appropriate spacing and punctuation.<sup>1</sup>

An optional argument of the proof environment allows you to substitute a different name for the standard “Proof”. If you want the proof heading to be, for example, “Proof of the Main Theorem”, then put this in your document:

```
\begin{proof}[Proof of the Main Theorem]
...
\end{proof}
```

A “QED symbol” (default  $\square$ ) is automatically appended at the end of a proof environment. To substitute a different end-of-proof symbol, use `\renewcommand` to redefine the command `\qedsymbol`. For a long proof done as a subsection or

<sup>1</sup>The proof environment is primarily intended for short proofs, no more than a page or two in length. Longer proofs are usually better done as a separate `\section` or `\subsection` in your document.

section, you can obtain the symbol and the usual amount of preceding space by using the command `\qed` where you want the symbol to appear.

Automatic placement of the QED symbol can be problematic if the last part of a proof environment is, for example, tabular or a displayed equation or list. In that case put a `\qedhere` command at the somewhat earlier place where the QED symbol should appear; it will then be suppressed from appearing at the logical end of the proof environment. If `\qedhere` produces an error message in an equation, try using `\mbox{\qedhere}` instead.

<i>Proof (sufficiency).</i> This proof involves a list:	<pre> \usepackage{amsthm} \begin{proof}[Proof (sufficiency)] This proof involves a list: \begin{enumerate} \item because the proof comes in two parts --- \item --- we need to use \verb \qedhere . \qedhere \end{enumerate} \end{proof} </pre>
<ol style="list-style-type: none"> <li>1. because the proof comes in two parts —</li> <li>2. — we need to use <code>\qedhere</code>. <span style="float: right;">□</span></li> </ol>	

3-3-23

### 3.3.4 Making your own lists

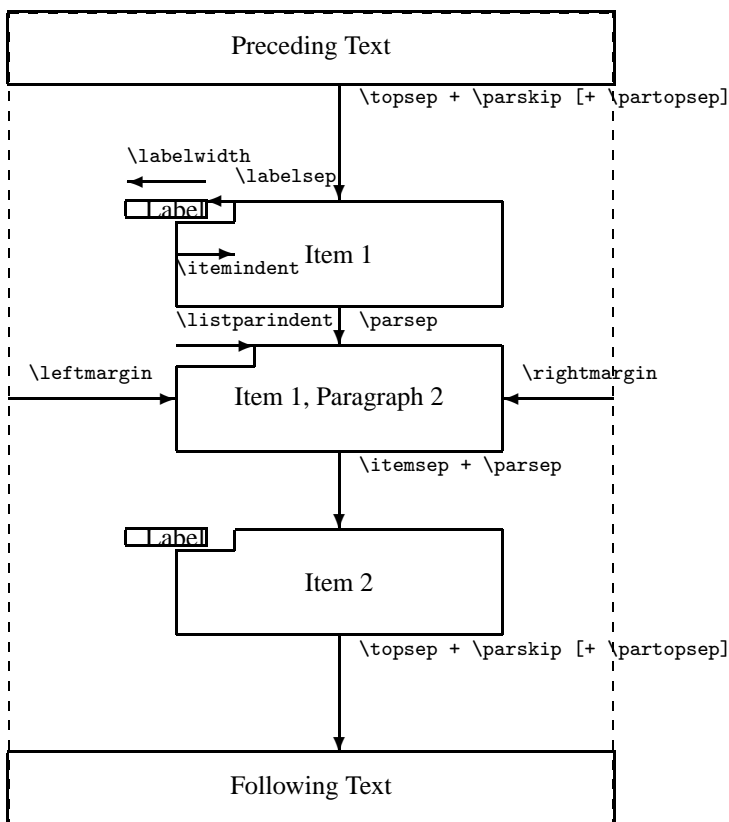
Most lists in L<sup>A</sup>T<sub>E</sub>X, including those we have seen previously, are internally built using the generic `list` environment. It has the following syntax:

```
\begin{list}{default-label}{decls} item-list \end{list}
```

The argument *default-label* is the text to be used as a label when an `\item` command is found without an optional argument. The second argument, *decls*, can be used to modify the different geometrical parameters of the `list` environment, which are shown schematically in Figure 3.3 on the next page.

The default values of these parameters typically depend on the type size and the level of the list. Those being vertically oriented are rubber lengths, meaning that they can stretch or shrink. They are set by the `list` environment as follows: upon entering the environment the internal command `\@list<level>` is executed, where *<level>* is the list nesting level represented as a Roman numeral (e.g., `\@listi` for the first level, `\@listii` for the second, `\@listiii` for the third, and so on). Each of these commands, defined by the document class, holds appropriate settings for the given level. Typically, the class contains separate definitions for each major document size available via options. For example, if you select the option `11pt`, one of its actions is to change the list defaults. In the standard classes this is done by loading the file `size11.clo`, which contains the definitions for the `11pt` document size.

In addition, most classes contain redefinitions of `\@listi` (i.e., first-level list defaults) within the size-changing commands `\normalsize`, `\small`, and `\footnotesize`, the assumption being that one might have lists within “small”



3-3-24

`\topsep` rubber space between first item and preceding paragraph.

`\partopsep` extra rubber space added to `\topsep` when environment starts a new paragraph.

`\itemsep` rubber space between successive items.

`\parsep` rubber space between paragraphs within an item.

`\leftmargin` space between left margin of enclosing environment (or of page if top-level list) and left margin of this list. Must be non-negative. Its value depends on the list level.

`\rightmargin` similar to `\leftmargin` but for the right margin. Its value is usually 0pt.

`\listparindent` extra indentation at beginning of every paragraph of a list except the one started by `\item`. Can be negative, but is usually 0pt.

`\itemindent` extra indentation added to the horizontal indentation of the text part of the first line of an item. The starting position of the label is calculated with respect to this reference point by subtracting the values of `\labelsep` and `\labelwidth`. Its value is usually 0pt.

`\labelwidth` the nominal width of the box containing the label. If the natural width of the label is  $\leq \text{\labelwidth}$ , then by default the label is typeset flush right inside a box of width `\labelwidth`. Otherwise, a box of the natural width is employed, which causes an indentation of the text on that line. It is possible to modify the way the label is typeset by providing a definition for the `\makeLabel` command.

`\labelsep` the space between the end of the label box and the text of the first item. Its default value is 0.5em.

Figure 3.3: Parameters used by the list environment

or “footnote-sized” text. However, since this is a somewhat incomplete set-up, strange effects are possible if you

- Use nested lists in such small sizes (the nested lists get the standard defaults intended for `\normalsize`),
- Jump from `\small` or `\footnotesize` directly to a large size, such as `\huge` (a first-level list now inherits the defaults from the small size, since in this set-up `\huge` does not reset the list defaults).

With a more complex set-up these defects could be mended. However, since the simpler set-up works well in most practical circumstances, most classes provide only this restricted support.

*Global changes are difficult*

Because of this size- and nesting-dependent set-up for the list parameters, it is not possible to change any of them globally in the preamble of your document. For global changes you have to provide redefinitions for the various `\@list..` commands discussed above or select a different document class.

*Page breaking around lists*

Page breaking around and within a list structure is controlled by three  $\TeX$  counters: `\@beginparpenalty` (for breaking before the list), `\@itempenalty` (for breaking before an item within the list), and `\@endparpenalty` (for breaking the page after a list). By default, all three are set to a slightly negative value, meaning that it is permissible (and even preferable) to break a page in these places compared to other break points. However, this outcome may not be appropriate. You may prefer to discourage or even prevent page breaks directly before a list. To achieve this, assign a high value to `\@beginparpenalty` (10000 or more prohibits the break in all circumstances), for example:

```
\makeatletter \@beginparpenalty=9999 \makeatother
```

$\TeX$  counters need this unusual assignment form and since all three contain an `@` sign in their name, you have to surround them with `\makeatletter` and `\makeatother` if the assignment is done in the preamble.

*Many environments are implemented as lists*

It is important to realize that such a setting is global to all environments based on the generic `list` environment (unless it is made in the `decls` argument) and that several  $\LaTeX$  environments are defined with the help of this environment (for example, `quote`, `quotation`, `center`, `flushleft`, and `flushright`). These environments are “lists” with a single item, and the `\item[]` command is specified in the environment definition. The main reason for them to be internally defined as lists is that they then share the vertical spacing with other display objects and thus help achieve a uniform layout.

As an example, we can consider the `quote` environment, whose definition gives the same left and right margins. The simple variant `Quote`, shown below, is identical to `quote` apart from the double quote symbols added around the text. Note the special precautions, which must be taken to eliminate undesirable white space in front of (`\ignorespaces`) and following (`\unskip`) the text. We also placed the quote characters into boxes of zero width to make the quotes hang into

the margin. (This trick is worth remembering: if you have a zero-width box and align the contents with the right edge, they will stick out to the left.)

<pre> ... text before. "Some quoted text, followed   by more quoted text." </pre>	<pre> \newenvironment{Quote}% {\begin{list}{}%   {\setlength\rightmargin{\leftmargin}}%   \item[]\makebox[0pt][r]{'\ignorespaces}%   {\unskip\makebox[0pt][l]{'}\end{list}} \ldots\ text before. \begin{Quote}   Some quoted text, followed by more quoted text. \end{Quote} Text following \ldots </pre>
---	---

3-3-25

Text following ...

In the remainder of this section we will construct a number of different “description” lists, thereby explaining the various possibilities offered by the generic `list` environment. We start by looking at the default definition of the `description` environment as it can be found in L<sup>A</sup>T<sub>E</sub>X’s standard classes such as `article` or `report`.<sup>1</sup>

```

\newenvironment{description}
{\begin{list}{}{\setlength\labelwidth{0pt}%
  \setlength\itemindent{-\leftmargin}%
  \let\makelabel\descriptionlabel}}
{\end{list}}

```

To understand the reasoning behind this definition recall Figure 3.3 on page 145, which explains the relationship between the various list parameters. The parameter settings start by setting `\labelwidth` to zero, which means that we do not reserve any space for the label. Thus, if the label is being typeset, it will move the text of the first line to the right to get the space it needs. Then the `\itemindent` parameter is set to the negation of `\leftmargin`. As a result, the starting point for the first text line is moved to the enclosing margin but all turnover lines are still indented by `\leftmargin`. The last declaration makes `\makelabel` identical to the command `\descriptionlabel`. The command `\makelabel` is called by the `list` environment whenever it has to format an item label. It takes one argument (the label) and is supposed to produce a typeset version of that argument. So the final task to finish the definition of the `description` environment is to provide a suitable definition for `\descriptionlabel`. This indirection is useful because it allows us to change the label formatting without modifying the rest of the environment definition.

How should `\descriptionlabel` be defined? It has to provide the formatting for the label. With the standard `description` environment this label is supposed

<sup>1</sup>If you look into `article.cls` or `report.cls` you will find a slightly optimized coding that uses, for example, low-level assignments instead of `\setlength`. However, conceptually, the definitions are identical.



to be typeset in boldface. But recall that the label is separated from the following text by a space of width `\labelsep`. Due to the parameter settings given above this text starts at the outer margin. Thus, without correction our label would end up starting in the margin (by the width of `\labelsep`). To prevent this outcome the standard definition for the `\descriptionlabel` command has the following curious definition, in that it first moves to the right and then typesets the label:

```
\newcommand*\descriptionlabel[1]
  {\hspace{\labelsep}\normalfont\bfseries #1}
```

To remove this dependency, one would need to change the setting of `\itemindent` to already take the `\labelsep` into account, which in itself would not be difficult. You may call this behavior an historical artifact, but many documents rely on this somewhat obscure feature. Thus, it is difficult to change the setting in the  $\text{\LaTeX}$  kernel without breaking those documents.

With the parameter settings of the standard `description` environment, in case of short labels the text of the first line starts earlier than the text of remaining lines. If we always want a minimal indentation we can try a definition similar to the one in the following example, where we set `\labelwidth` to 40pt and `\leftmargin` to `\labelwidth` plus `\labelsep`. This means that `\makelabel` has to concern itself only with formatting the label. However, given that we now have a positive nominal label width, we need to define what should happen if the label is small. By using `\hfill` we specify where extra white space should be inserted.

```
\usepackage{calc}
\newenvironment{Description}
  {\begin{list}{}{\let\makelabel\Descriptionlabel
  \setlength\labelwidth{40pt}%
  \setlength\leftmargin{\labelwidth+\labelsep}}}%
  {\end{list}}
\newcommand*\Descriptionlabel[1]{\textsf{#1:}\hfill}
\begin{Description}
\item[Description]
  Returns from a function. If issued at top level,
  the interpreter simply terminates, just as if
  end of input had been reached.
\item[Errors] None.
\item[Return values]
  \mbox{}\\
  Any arguments in effect are passed back to the
  caller.
\end{Description}
```

Description: Returns from a function.  
If issued at top level, the interpreter simply terminates, just as if end of input had been reached.

Errors: None.

Return values:  
Any arguments in effect are passed back to the caller.

3-3-26

This example shows a typical problem with `description`-like lists when the text in the label (*term*) is wider than the width of the label. Our definition lets the text of the term continue into the text of the *description* part. This is often not

desired, and to improve the visual appearance of the list we have started one of the description parts on the next line. A new line was forced by putting an empty box on the same line, followed by the ‘\’ command.

In the remaining part of this section various possibilities for controlling the width and mutual positioning of the term and description parts will be investigated. The first method changes the width of the label. The environment is declared with an argument specifying the desired width of the label field (normally chosen to be the widest term entry). Note the redefinition of the `\makelabel` command where you specify how the label will be typeset. As this redefinition is placed inside the definition<sup>1</sup> of the `altDescription` environment, the argument placeholder character `#` must be escaped to `##` to signal  $\text{\TeX}$  that you are referring to the argument of the `\makelabel` command, and not to the argument of the outer environment. In such a case, `\labelwidth` is set to the width of the environment’s argument after it is processed by `\makelabel`. This way formatting directives for the label that might change its width are taken into account.

		<pre> \usepackage{calc} \newenvironment{altDescription}[1]   {\begin{list}{}%    {\renewcommand\makelabel[1]{\textsf{##1:}\hfil}%    \settoheight\labelwidth{\makelabel{#1}}%    \setlength\leftmargin{\labelwidth+\labelsep}}%   {\end{list}} </pre>
Description:	Returns from a function. If issued at top level, the interpreter simply terminates, just as if end of input had been reached.	<pre> \begin{altDescription}{Return values} \item[Description]   Returns from a function. If issued at top level,   the interpreter simply terminates, just as if end   of input had been reached. \item[Errors]   None. \item[Return values]   Any arguments in effect are passed back to the   caller. \end{altDescription} </pre>
Errors:	None.	
Return values:	Any arguments in effect are passed back to the caller.	

3-3-27

A similar environment (but using an optional argument) is shown in Example A-1-9 on page 850. However, having several lists with varying widths for the label field on the same page might look typographically unacceptable. Evaluating the width of the term is another possibility that avoids this problem. If the width is wider than `\labelwidth`, an additional empty box is appended with the effect that the description part starts on a new line. This matches the conventional method for displaying options in UN\*X manuals.

To illustrate this method we reuse the `Description` environment defined

<sup>1</sup>This is done for illustration purposes. Usually the solution involving an external name is preferable, as with `\Descriptionlabel` in Example 3-3-26 on the preceding page.

in Example 3-3-26 but provide a different definition for the `\Descriptionlabel` command as follows:

Description:	<pre> \usepackage{calc,ifthen} \newlength{\Mylen} % definition of Description environment as before \newcommand*\Descriptionlabel[1]{%   \settoheight\Mylen{\textsf{#1}}% determine width   \ifthenelse{\lengthtest{\Mylen &gt; \labelwidth}}%     {\parbox[b]{\labelwidth}% term &gt; labelwidth      {\makebox[0pt][l]{\textsf{#1}}\}}%     {\textsf{#1}}% term &lt; labelwidth   \hfill} \begin{Description} \item[Description] Returns from a function.   If issued at top level, the interpreter simply   terminates, just as if end of input had been reached. \item[Errors] None. \item[Return values]   Any arguments in effect are passed back to the caller. \end{Description} </pre>
Errors:	None.
Return values:	Any arguments in effect are passed back to the caller.

3-3-28

The definition of `\Descriptionlabel` sets the length variable `\Mylen` equal to the width of the label. It then compares that length with `\labelwidth`. If the label is smaller than `\labelwidth`, then it is typeset on the same line as the description term. Otherwise, it is typeset in a zero-width box with the material sticking out to the right as far as needed. It is placed into a bottom-aligned `\parbox` followed by a forced line break so that the description term starts one line lower. This somewhat complicated maneuver is necessary because `\makelabel`, and thus `\Descriptionlabel`, are executed in a strictly horizontal context in which vertical spaces or `\` commands have no effect.

Yet another possibility is to allow multiple-line labels.

Description:	<pre> \usepackage{calc} % definition of Description environment as before \newcommand*\Descriptionlabel[1]   {\raisebox{0pt}[1ex][0pt]{%    {\makebox[\labelwidth][l]{%     {\parbox[t]{\labelwidth}%      {\hspace{0pt}\textsf{#1}}}}}} \begin{Description} \item[Description] Returns from a function.   If issued at top level, the interpreter simply   terminates, just as if end of input had been reached. \item[Errors] None. \item[Return values]   Any arguments in effect are passed back to the caller. \end{Description} </pre>
Errors:	None.
Return values:	Any arguments in effect are passed back to the caller.

3-3-29

In the previous example, we once again used the `Description` environment as a basis, with yet another redefinition of the `\Descriptionlabel` command. The idea here is that large labels may be split over several lines. Certain precautions have to be taken to allow hyphenation of the first word in a paragraph, and therefore the `\hspace{0pt}` command is introduced in the definition. The material gets typeset inside a paragraph box of the correct width `\labelwidth`, which is then top and left aligned into a box that is itself placed inside a box with a height of `1ex` and no depth. In this way,  $\text{\LaTeX}$  does not realize that the material extends below the first line.

The final example deals with the definition of enumeration lists. An environment with an automatically incremented counter can be created by including a `\usecounter` command in the declaration of the `list` environment. This function is demonstrated with the `Notes` environment, which produces a sequence of notes. In this case, the first parameter of the `list` environment is used to provide the automatically generated text for the term part.

After declaring the `notes` counter, the default label of the `Notes` environment is defined to consist of the word `NOTES` in small caps, followed by the value of the `notes` counter, using as its representation an Arabic numeral followed by a dot. Next `\labelsep` is set to a relatively large value and `\itemindent`, `\leftmargin`, and `\labelwidth` are adjusted in a way such that the label nevertheless starts out at the left margin. Finally, the already-mentioned `\usecounter` declaration ensures that the `notes` counter is incremented for each `\item` command.

	<code>\newcounter{notes}</code>
	<code>\newenvironment{Notes}</code>
	<code>{\begin{list}{\textsc{Note} \arabic{notes}.}%</code>
	<code>{\setlength\labelsep{10pt}%</code>
	<code>\setlength\itemindent{10pt}%</code>
	<code>\setlength\leftmargin{0pt}%</code>
	<code>\setlength\labelwidth{0pt}%</code>
	<code>\usecounter{notes}}}%</code>
	<code>{\end{list}}</code>
NOTE 1. This is the text of the	<code>\begin{Notes}</code>
first note item. Some more text	<code>\item This is the text of the first note item.</code>
for the first note item.	<code>Some more text for the first note item.</code>
NOTE 2. This is the text of the	<code>\item This is the text of the second note item.</code>
second note item. Some more text	<code>Some more text for the second note item.</code>
for the second note item.	<code>\end{Notes}</code>

3-3-30

### 3.4 Simulating typed text

It is often necessary to display information verbatim—that is, “as entered at the terminal”. This ability is provided by the standard  $\text{\LaTeX}$  environment `verbatim`. However, to guide the reader it might be useful to highlight certain textual strings

in a particular way, such as by numbering the lines. Over time a number of packages have appeared that addressed one or the other extra feature—unfortunately, each with its own syntax.

In this section we will review a few such packages. Since they have been used extensively in the past, you may come across them in document sources on the Internet or perhaps have used them yourself in the past. But we then concentrate on the package `fancyvrb` written by Timothy Van Zandt, which combines all such features and many more under the roof of a single, highly customizable package.

This coverage is followed by a discussion of the `listings` package, which provides a versatile environment in which to pretty print computer listings for a large number of computer languages.

### 3.4.1 Simple verbatim extensions

The package `alltt` (by Leslie Lamport) defines the `alltt` environment. It acts like a `verbatim` environment except that the backslash “\” and braces “{” and “}” retain their usual meanings. Thus, other commands and environments can appear inside an `alltt` environment. A similar functionality is provided by the `fancyvrb` environment keyword `commandchars` (see page 161).

```

\usepackage{alltt}
\begin{alltt}
One can have font changes, like
emphasized text.
Some special characters: # $ % ^ & ~ _
\end{alltt}

```

3-4-1

In documents where a lot of `\verb` commands are needed the source soon becomes difficult to read. For this reason the `doc` package, described in Chapter 14, introduces a shortcut mechanism that lets you use a special character to denote the start and stop of verbatim text, without having to repeatedly write `\verb` in front of it. This feature is also available in a stand-alone package called `shortvrb`. With `fancyvrb` the same functionality is provided, unfortunately using a slightly different syntax (see page 167).

```

\usepackage{shortvrb}
\MakeShortVerb{\|}
The use of |\MakeShortVerb| can make sources
much more readable.
\DeleteShortVerb{\|}\MakeShortVerb{\|+}
And with the declaration +\DeleteShortVerb{\|}+
we can return the |+| character back to normal.

```

3-4-2

The variant form, `\MakeShortVerb*`, implements the same shorthand mechanism for the `\verb*` command. This is shown in the next example.

3-4-3

Instead of `\verb*` we can now write `\+`.

```
\usepackage{shortvrb} \MakeShortVerb*{\+}
Instead of \verb*/ / we can now write + +.
```

The package `verbatim` (by Rainer Schöpf) reimplements the  $\LaTeX$  environments `verbatim` and `verbatim*`. One of its major advantages is that it allows arbitrarily long `verbatim` texts, something not possible with the basic  $\LaTeX$  versions of the environments. It also defines a `comment` environment that skips all text between the commands `\begin{comment}` and `\end{comment}`. In addition, the package provides hooks to implement user extensions for defining customized `verbatim`-like environments.

A few such extensions are realized in the package `moreverb` (by Angus Dugan). It offers some interesting `verbatim`-like commands for writing to and reading from files as well as several environments for the production of listings and dealing with tab characters. All of these extensions are also available in a consistent manner with the `fancyvrb` package, so here we only give a single example to show the flavor of the syntax used by the `moreverb` package.

Text before listing environment.

```
The listing environment numbers the
4 lines in it. It takes an optional
argument, which is the step between
6 numbered lines (line 1 is always
numbered if present), and a required
8 argument, which is the starting line.
The star form makes blanks visible.
```

Text between listing environments.

```
10 This listingcont environment continues
where the previous listing environment
12 left off. Both the listing and
listingcont environments expand tabs
14 with a default tab width of 8.
```

3-4-4

Text following listing environments.

```
\usepackage{verbatim,moreverb}
Text before listing environment.
\begin{listing*}[2]{3}
The listing environment numbers the
lines in it. It takes an optional
argument, which is the step between
numbered lines (line 1 is always
numbered if present), and a required
argument, which is the starting line.
The star form makes blanks visible.
\end{listing*}
Text between listing environments.
\begin{listingcont}
This listingcont environment continues
where the previous listing environment
left off. Both the listing and
listingcont environments expand tabs
with a default tab width of 8.
\end{listingcont}
Text following listing environments.
```

### 3.4.2 upquote—Computer program style quoting

The Computer Modern Typewriter font that is used by default for typesetting “`verbatim`” is a very readable monospaced typeface. Due to its small running length it is very well suited for typesetting computer programs and similar material. See Section 7.7.4 for a comparison of this font with other monospaced typefaces.

There is, however, one potential problem when using this font to render computer program listings and similar material: most people expect to see a (right) quote in a computer listing represented with a straight quote character (i.e., ') and a left or back quote as a kind of grave accent on its own (i.e., `). The Computer Modern Typewriter font, however, displays real left and right curly quote characters (as one would expect in a normal text font). In fact, most other typewriter fonts when set up for use with L<sup>A</sup>T<sub>E</sub>X follow this pattern. This produces somewhat unconventional results that many people find difficult to understand. Consider the following example, which shows the standard behavior for three major typewriter fonts: LuxiMono, Courier, and Computer Modern Typewriter.

```

\usepackage[scaled=0.85]{luximono}
\raggedright
\verb+TEST='ls -l |awk '{print $3}'+
\par \renewcommand\ttdefault{pcr}
TEST='ls -l |awk '{print $3}'`
\verb+TEST='ls -l |awk '{print $3}'+
TEST='ls -l |awk '{print $3}'`
\par \renewcommand\ttdefault{cmtt}
TEST='ls -l |awk '{print $3}'`
\verb+TEST='ls -l |awk '{print $3}'+

```

3-4-5

This behavior can be changed by loading the package `upquote` (written by Michael Covington), which uses the glyphs `\textasciigrave` and `\textquotesingle` from the `textcomp` package instead of the usual left and right curly quote characters within `\verb` or the `verbatim` environment. Normal typewriter text still uses the curly quotes, as shown in the last line of the example.

```

\usepackage[scaled=0.85]{luximono}
\usepackage{upquote}
\raggedright
\verb+TEST='ls -l |awk '{print $3}'+
\par \renewcommand\ttdefault{pcr}
TEST='ls -l |awk '{print $3}'`
\verb+TEST='ls -l |awk '{print $3}'+
TEST='ls -l |awk '{print $3}'`
\par \renewcommand\ttdefault{cmtt}
TEST='ls -l |awk '{print $3}'`
\verb+TEST='ls -l |awk '{print $3}'+
but 'text' is unaffected!
\par \texttt{but 'text' is unaffected!}

```

3-4-6

The package works well together with “verbatim” extensions as described in this chapter, except for the `listings` package; it conflicts with the scanning mechanism of that package. If you want this type of quoting with `listings` simply use the `\lstset` keyword `upquote`.

```

\usepackage{textcomp}
\usepackage{listings} \lstset{upquote}
\begin{lstlisting}[language=ksh]
TEST='ls -l |awk '{ print $3 }'`
\end{lstlisting}

```

3-4-7

### 3.4.3 fancyvrb—Highly customizable verbatim environments

The fancyvrb package by Timothy Van Zandt (these days maintained by Denis Girou and Sebastian Rahtz) offers a highly customizable set of environments and commands to typeset and manipulate verbatim text.

It works by parsing one line at a time from an environment or a file (a concept pioneered by the verbatim package), thereby allowing you to preprocess lines in various ways. By incorporating features found in various other packages it provides a truly universal production environment under a common set of syntax rules.

The main environment provided by the package is the Verbatim environment, which, if used without customization, behaves similarly to standard L<sup>A</sup>T<sub>E</sub>X's verbatim environment. The main difference is that it accepts an optional argument in which you can specify customization information using a key/value syntax. However, there is one restriction to bear in mind: the left bracket of the optional argument must appear on the same line as \begin. Otherwise, the optional argument will not be recognized but instead typeset as verbatim text.

More than 30 keywords are available, and we will discuss their use and possible values in some detail.

A number of variant environments and commands will be discussed near the end of this section as well. They also accept customization via the key/value method. Finally, we cover possibilities for defining your own variants in a straightforward way.

#### Customization keywords for typesetting

To manipulate the fonts used by the verbatim environments of the fancyvrb package, four environment keywords, corresponding to the four axes of NFSS, are available. The keyword fontfamily specifies the font family to use. Its default is Computer Modern Typewriter, so that when used without keywords the environments behave in similar fashion to standard L<sup>A</sup>T<sub>E</sub>X's verbatim. However, the value of this keyword can be any font family name in NFSS notation, such as pcr for Courier or cmss for Computer Modern Sans, even though the latter is not a monospaced font as would normally be used in a verbatim context. The keyword also recognizes the special values tt, courier, and helvetica and translates them internally into NFSS nomenclature.

Because typesetting of verbatim text can include special characters like “\” you must be careful to ensure that such characters are present in the font. This should be no problem when a font encoding such as T1 is active, which could be loaded using the fontenc package. It is, however, not the case for L<sup>A</sup>T<sub>E</sub>X's default font encoding OT1, in which only some monospaced fonts, such as the default typewriter font, contain all such special characters. The type of incorrect output you might encounter is shown in the second line of the next example.



```

\usepackage{fancyvrb}
\usepackage[OT1,T1]{fontenc}
\fontencoding{OT1}\selectfont
\begin{Verbatim}[fontfamily=tt]
Family ‘tt’ is fine in OT1: \sum_{i=1}^n
\end{Verbatim}
\begin{Verbatim}[fontfamily=helvetica]
But ‘helvetica’ fails in OT1: \sum_{i=1}^n
\end{Verbatim}
\fontencoding{T1}\selectfont
\begin{Verbatim}[fontfamily=helvetica]
... while it works in T1: \sum_{i=1}^n
\end{Verbatim}

```

3-4-8

Since all examples in this book are typeset using the T1 encoding this kind of problem will not show up elsewhere in the book. Nevertheless, you should be aware of this danger. It represents another good reason to use T1 in preference to T<sub>E</sub>X’s original font encoding; for a more in-depth discussion see Section 7.2.4 on page 336.

The other three environment keywords related to the font set-up are `fontseries`, `fontshape`, and `fontsize`. They inherit the current NFSS settings from the surrounding text if not specified. While the first two expect values that can be fed into `\fontseries` and `\fontshape`, respectively (e.g., `bx` for a bold extended series or `it` for an *italic* shape), the `fontsize` is special. It expects one of the higher-level NFSS commands for specifying the font size—for example, `\small`. If the `relsize` package is available then you could alternatively specify a change of font size relative to the current text font by using something like `\relsize{-2}`.

```

\usepackage{relsize,fancyvrb}
\begin{Verbatim}[fontsize=\relsize{-2}]
\sum_{i=1}^n
\end{Verbatim}
A line of text to show the body size.
\begin{Verbatim}[fontshape=sl,fontsize=\Large]
\sum_{i=1}^n
\end{Verbatim}

```

3-4-9

A more general form for customizing the formatting is available through the environment keyword `formatcom`, which accepts any L<sup>A</sup>T<sub>E</sub>X code and executes it at the start of the environment. For example, to color the verbatim text you could pass it something like `\color{blue}`. There is also the possibility to operate on each line of text by providing a suitable redefinition for the command `\FancyVerbFormatLine`. This command is executed for every line, receiving the text from the line as its argument. In the next example every second line is

colored in blue, a result achieved by testing the current value of the counter `FancyVerbLine`. This counter is provided automatically by the environment and holds the current line number.

This line should become blue while  
this one will be black. And here  
u can observe that gobble removes  
t only blanks but any character.

3-4-10

```
\usepackage{ifthen,color,fancyvrb}
\renewcommand\FancyVerbFormatLine[1]
  {\ifthenelse{\isodd{\value{FancyVerbLine}}}{%
    {\textcolor{blue}{#1}}{#1}}
\begin{Verbatim}[gobble=2]
  This line should become blue while
  this one will be black. And here
  you can observe that gobble removes
  not only blanks but any character.
\end{Verbatim}
```

As shown in the previous example the keyword `gobble` can be used to remove a number of characters or spaces (up to nine) from the beginning of each line. This is mainly useful if all lines in your environments are indented and you wish to get rid of the extra space produced by the indentation. Sometimes the opposite goal is desired: every line should be indented by a certain space. For example, in this book all verbatim environments are indented by 24pt. This indentation is controlled by the keyword `xleftmargin`. There also exists a keyword `xrightmargin` to specify the right indentation, but its usefulness is rather limited, since verbatim text is not broken across lines. Thus, its only visible effect (unless you use frames, as discussed below) are potentially more overfull box messages<sup>1</sup> that indicate that your text overflows into the right margin. Perhaps more useful is the Boolean keyword `resetmargins`, which controls whether preset indentations by surrounding environments are ignored.

- Normal indentation left:

A verbatim line of text!

- No indentation at either side:

A verbatim line of text!

3-4-11

```
\usepackage{fancyvrb}
\begin{itemize} \item Normal indentation left:
  \begin{Verbatim}[frame=single,xrightmargin=2pc]
    A verbatim line of text!
  \end{Verbatim}
  \item No indentation at either side:
  \begin{Verbatim}[resetmargins=true,
    frame=single]
    A verbatim line of text!
  \end{Verbatim}
\end{itemize}
```

The previous example demonstrates one use of the `frame` keyword: to draw a frame around verbatim text. By providing other values for this keyword, different

<sup>1</sup>Whether overfull boxes inside a verbatim environment are shown is controlled the `hfuzz` keyword, which has a default value of 2pt. A warning is issued only if boxes protrude by more than the keywords's value into the margin.

looking frames can be produced. The default is none, that is, no frame. With `topline`, `bottomline`, or `leftline` you get a single line at the side indicated;<sup>1</sup> `lines` produces a line at top and bottom; and `single`, as we saw in Example 3-4-11, draws the full frame. In each case, the thickness of the rules can be customized by specifying a value via the `framerule` keyword (default is 0.4pt). The separation between the lines and the text can be controlled with `framesep` (default is the current value of `\fboxsep`).

If the `color` package is available, you can color the rules using the environment keyword `rulecolor` (default is black). If you use a full frame, you can also color the separation between the frame and the text via `fillcolor`.

```
\usepackage{color,fancyvrb}
\begin{Verbatim}[frame=single,rulecolor=\color{blue},
framerule=3pt,framesep=1pc,fillcolor=\color{yellow}]
A framed verbatim line!
\end{Verbatim}
```

3-4-12

Unfortunately, there is no direct way to fill the entire background. The closest you can get is by using `\colorbox` inside `\FancyVerbFormatLine`. But this approach will leave tiny white rules behind the lines and—without forcing the lines to be of equal length, such as via `\makebox`—will also result in colored blocks of different widths.

```
\usepackage{color,fancyvrb}
\renewcommand\FancyVerbFormatLine[1]
{\colorbox{green}{#1}}
\begin{Verbatim}
Some verbatim lines with a
background color.
\end{Verbatim}
\renewcommand\FancyVerbFormatLine[1]
{\colorbox{yellow}{\makebox[\linewidth][l]{#1}}}
\begin{Verbatim}
Some verbatim lines with a
background color.
\end{Verbatim}
```

3-4-13

It is possible to typeset text as part of a frame by supplying it as the value of the `label` keyword. If this text contains special characters, such as brackets, equals sign, or comma, you have to hide them by surrounding them with a brace group. Otherwise, they will be mistaken for part of the syntax. The text appears by default at the top, but is printed only if the frame set-up would produce a line in that position. Alternate positions can be specified by using `labelposition`, which accepts `none`, `topline`, `bottomline`, or `all` as values. In the last case the text is printed above and below. If the label text is unusually large you may need

<sup>1</sup>There is no value to indicate a line at the right side.

to increase the separation between the frame and the verbatim text by using the keyword `framesep`. If you want to cancel a previously set label string, use the value `none`—if you really need “none” as a label string, enclose it in braces.

3-4-14

```

Some verbatim text framed
Example code

```

```

\usepackage{fancyvrb}
\begin{Verbatim}[frame=single,label=\fbox{Example code},
framesep=5mm,labelposition=bottomline]
Some verbatim text framed
\end{Verbatim}

```

You can, in fact, provide different texts to be placed at top and bottom by surrounding the text for the top position with brackets, as shown in the next example. For this scheme to work `frame` needs to be set to either `single` or `lines`.

3-4-15

```

Start of code
A line of code
End of code

```

```

\usepackage{fancyvrb}
\begin{Verbatim}[frame=lines,framesep=5mm,
label={ [Start of code] End of code}]
A line of code
\end{Verbatim}

```

By default, the typeset output of the verbatim environments can be broken across pages by  $\text{\LaTeX}$  if it does not fully fit on a single page. This is even true in cases where a frame surrounds the text. If you want to ensure that this cannot happen, set the Boolean keyword `samepage` to `true`.

The vertical spacing between lines in a verbatim environment is the same as in normal text, but if desired you can enlarge it by a factor using the keyword `baselinestretch`. Shrinking so that lines overlap is not possible. If you want to revert to the default line separation, use the string `auto` as a value.

3-4-16

```

This text is more or less double-spaced.
See also the discussion about the
setspace package elsewhere.

```

```

\usepackage{fancyvrb}
\begin{Verbatim}[baselinestretch=1.6]
This text is more or less double-spaced.
See also the discussion about the
setspace package elsewhere.
\end{Verbatim}

```

When presenting computer listings, it is often helpful to number some or all of the lines. This can be achieved by using the keyword `numbers`, which accepts `none`, `left`, or `right` as a value to control the position of the numbers. The distance between the number and the verbatim text is 12pt by default but it can be adjusted by specifying a different value via the keyword `numbersep`. Usually, numbering restarts at 1 with each environment, but by providing an explicit number with the keyword `firstnumber` you can start with any integer value, even a negative one. Alternatively, this keyword accepts the word `last` to indicate that numbering should resume where it had stopped in the previous `Verbatim` instance.

<pre> 1 Verbatim lines can be numbered 2 at either left or right.     Some intermediate text...  3 Continuation is possible too 4 as we can see here.</pre>	<pre> \usepackage{fancyvrb} \begin{Verbatim}[numbers=left,numbersep=6pt] Verbatim lines can be numbered at either left or right. \end{Verbatim} Some intermediate text\ldots \begin{Verbatim}[numbers=left,firstnumber=last] Continuation is possible too as we can see here. \end{Verbatim}</pre>	3-4-17
---	--	--------

Some people prefer to number only some lines, and the package caters to this possibility by providing the keyword `stepnumber`. If this keyword is assigned a positive integer number, then only line numbers being an integer multiple of that number will get printed. We already learned that the counter that is used internally to count the lines is called `FancyVerbLine`, so it comes as no surprise that the appearance of the numbers is controlled by the command `\theFancyVerbLine`. By modifying this command, special effects can be obtained; a possibility where the current chapter number is prepended is shown in the next example. It also shows the use of the Boolean keyword `numberblanklines`, which controls whether blank lines are numbered (default is `false`, i.e., to not number them).

<pre> 3.2 Normally empty lines in     in a verbatim will not receive     numbers---here they do!  3.4 Admittedly using <code>stepnumber</code> 3.6 with such a redefinition of     <code>FancyVerbLine</code> looks a bit odd.</pre>	<pre> \usepackage{fancyvrb} \renewcommand\theFancyVerbLine{\footnotesize \thechapter.\arabic{FancyVerbLine}} \begin{Verbatim}[numbers=left,stepnumber=2, numberblanklines=true] Normally empty lines in in a verbatim will not receive numbers---here they do! Admittedly using <code>stepnumber</code> with such a redefinition of <code>FancyVerbLine</code> looks a bit odd. \end{Verbatim}</pre>	3-4-18
--	--	--------

In some situations it helps to clearly identify white space characters by displaying all blanks as `□`. This can be achieved with the Boolean keyword `showspaces` or, alternatively, the `Verbatim*` variant of the environment.

Another white space character, the `tab`, plays an important rôle in some programming languages, so there may be a need to identify it in your source. This is achieved with the Boolean keyword `showtabs`. The `tab` character displayed is defined by the command `\FancyVerbTab` and can be redefined, as seen below. By default, `tab` characters simply equal eight spaces, a value that can be changed with the keyword `tabsize`. However, if you set the Boolean keyword `obeytabs` to `true`, then each `tab` character produces as many spaces as necessary to move to the next

integer multiple of `tabsize`. The example input contains tabs in each line that are displayed on the right as spaces with the default `tabsize` of 8. Note in particular the difference between the last input and output line.

	<code>\usepackage{fancyvrb}</code>
	<code>\begin{Verbatim}[showtabs=true]</code>
	123456789012345678901234567890
	Two      default    tabs
	<code>\end{Verbatim}</code>
	<code>\begin{Verbatim}[obeytabs=true,showtabs=true]</code>
123456789012345678901234567890	Two      real      tabs
Two      ↵default      ↵tabs	<code>\end{Verbatim}</code>
	<code>\renewcommand\FancyVerbTab{\$\triangleright}\$}</code>
	<code>\begin{Verbatim}[obeytabs=true,showtabs=true]</code>
Two      ↵real      ↵tabs	Two      new      tabs
	<code>\end{Verbatim}</code>
Two      ▷new      ▷tabs	<code>\begin{Verbatim}[obeytabs=true,tabsize=3,showtabs=true]</code>
	Using    a      special    tab      size
	<code>\end{Verbatim}</code>

3-4-19 Using▷a ▷special tab▷size

If you wish to execute commands within the verbatim text, then you need one character to act as an escape character (i.e., to denote the beginning of a command name) and two characters to serve as argument delimiters (i.e., to play the rôle that braces normally play within  $\LaTeX$ ). Such special characters can be specified with the `commandchars` keyword as shown below; of course, these characters then cannot appear as part of the verbatim text. The characters are specified by putting a backslash in front of each one so as to mask any special meaning they might normally have in  $\LaTeX$ . The keyword `commentchar` allows you to define a comment character, which will result in ignoring everything following it until and including the next new line. Thus, if this character is used in the middle of a line, this line and the next will be joined together. If you wish to cancel a previous setting for `commandchars` or `commentchar`, use the string value “none”.

	<code>\usepackage{fancyvrb}</code>
	<code>\begin{Verbatim}[commandchars=\\ [\],commentchar=!]]</code>
	We can  emph[emphasize] text
	! see above (this line is invisible)
We can <i>emphasize</i> text	Line with label label[linea] ! removes new line
Line with label is shown here.	is shown here.
	<code>\end{Verbatim}</code>
	On line~\ref{linea} we see\ldots

3-4-20 On line 2 we see...

If you use `\label` within the verbatim environment, as was done in the previous example, it will refer to the internal line number whether or not that number is displayed. This requires the use of the `commandchars` keyword, a price you might consider too high because it deprives you of the use of the chosen characters in your verbatim text.

Two other keywords let you change the parsing and manipulation of verbatim data: `codes` and `defineactive`. They allow you to play some devious tricks but their use is not so easy to explain: one needs a good understanding of T<sub>E</sub>X's inner workings. If you are interested, please check the documentation provided with the `fancyvrb` package.

### Limiting the displayed data

Normally, all lines within the verbatim environment are typeset. But if you want to display only a subset of lines, you have a number of choices. With the keywords `firstline` and `lastline`, you can specify the start line and (if necessary) the final line to typeset. Alternatively, you can specify a start and stop string to search for within the environment body, with the result that all lines between (but this time *not* including the special lines) will be typeset. The strings are specified in the macros `\FancyVerbStartString` and `\FancyVerbStopString`. To make this work you have to be a bit careful: the macros need to be defined with `\newcommand*` and redefined with `\renewcommand*`. Using `\newcommand` will *not* work! To cancel such a declaration is even more complicated: you have to `\let` the command to `\relax`, for example,

```
\let\FancyVerbStartString\relax
```

or ensure that your definition is confined to a group—everything else fails.

```
\usepackage{fancyvrb}
\newcommand*\FancyVerbStartString{START}
\newcommand*\FancyVerbStopString{STOP}
\begin{Verbatim}
  A verbatim line not shown.
START
  Only the third line is shown.
STOP
  But the remainder is left out.
\end{Verbatim}
```

Only the third line is shown.

3-4-21

You may wonder why one would want to have such functionality available, given that one could simply leave out the lines that are not being typeset. With an environment like `Verbatim` they are indeed of only limited use. However, when used together with other functions of the package that write data to files and read it back again, they offer powerful solutions to otherwise unsolvable problems.

For instance, all examples in this book use this method. The example body is written to a file together with a document preamble and other material, so that the resulting file will become a processable L<sup>A</sup>T<sub>E</sub>X document. This document is then externally processed and included as an EPS graphic image into the book. Beside it, the sample code is displayed by reading this external file back in but displaying only those lines that lie between the strings `\begin{document}`

*How the book  
examples have been  
produced*

and `\end{document}`. This accounts for the example lines you see being typeset in black. The preamble part, which is shown in blue, is produced in a similar fashion: for this the start and stop strings are redefined to include only those lines lying between the strings `\StartShownPreambleCommands` and `\StopShownPreambleCommands`. When processing the example externally, these two commands are simply no-ops; that is, they are defined by the “example” class (which is otherwise close to the article document class) to do nothing. As a consequence, the example code will always (for better or worse) correspond to the displayed result.<sup>1</sup>

To write data verbatim to a file the environment `VerbatimOut` is available. It takes one mandatory argument: the file name into which to write the data. There is, however, a logical problem if you try to use such an environment inside your own environments: the moment you start the `VerbatimOut` environment, everything is swallowed without processing and so the end of your environment is not recognized. As a solution the `fancyvrb` package offers the command `\VerbatimEnvironment`, which, if executed within the `\begin` code of your environment, ensures that the end tag of your environment will be recognized in verbatim mode and the corresponding code executed.

To read data verbatim from a file, the command `\VerbatimInput` can be used. It takes an optional argument similar to the one of the `Verbatim` environment (i.e., it accepts all the keywords discussed previously) and a mandatory argument to specify the file from which to read. The variant `\BVerbatimInput` puts the typeset result in a box without space above and below. The next example demonstrates some of the possibilities: it defines an environment `example` that first writes its body verbatim to a file, reads the first line back in and displays it in blue, reads the file once more, this time starting with the second line, and numbers the lines starting with the number 1. As explained above, a similar, albeit more complex definition was used to produce the examples in this book.

```

\usepackage{fancyvrb,color}
\newenvironment{example}
  {\VerbatimEnvironment\begin{VerbatimOut}{test.out}}
  {\end{VerbatimOut}\noindent
   \BVerbatimInput [lastline=1,formatcom=\color{blue]}{test.out}%
   \VerbatimInput [numbers=left,firstnumber=1,firstline=2]{test.out}}
\begin{example}
A blue line.  A blue line.
Two lines    Two lines
1 Two lines  with numbers.
2 with numbers. \end{example}

```

3-4-22

An interesting set of sample environments can be found in the package `fvr-ex` written by Denis Girou, which builds on the features provided by `fancyvrb`.

<sup>1</sup>In the first edition we unfortunately introduced a number of mistakes when showing code in text that was not directly used.



### Variation environments and commands

So far, all examples have used the `Verbatim` environment, but there also exist a number of variants that are useful in certain circumstances. `BVerbatim` is similar to `Verbatim` but puts the verbatim lines into a box. Some keywords discussed above (notably those dealing with frames) are not supported, but two additional ones are available. The first, `baseline`, denotes the alignment point for the box; it can take the values `t` (for top), `c` (for center), or `b` (for bottom—the default). The second, `boxwidth`, specifies the desired width of the box; if it is missing or given the value `auto`, the box will be as wide as the widest line present in the environment. We already encountered `\BVerbatimInput`; it too, supports these additional keywords.

```

\usepackage{fancyvrb}
\begin{BVerbatim}[boxwidth=4pc,baseline=t]
first line
second line
\end{BVerbatim}
\begin{BVerbatim}[baseline=c]
first line
second line
\end{BVerbatim}

```

first line  
second line  
first line  
second line

3-4-23

All environments and commands for typesetting verbatim text also have star variants, which, as in the standard  $\text{\LaTeX}$  environments, display blanks as `\_`. In other words, they internally set the keyword `showspaces` to `true`.

### Defining your own variants

Defining customized variants of verbatim commands and environments is quite simple. For starters, the default settings built into the package can be changed with the help of the `\fvset` command. It takes one argument, a comma-separated list of key/value pairs. It applies them to every verbatim environment or command. Of course, you can still overwrite the new defaults with the optional argument on the command or environment. For example, if nearly all of your verbatim environments are indented by two spaces, you might want to remove them without having to deploy `gobble` on each occasion.

```

\usepackage{fancyvrb} \fvset{gobble=2}
\noindent A line of text to show the left margin.
\begin{Verbatim}
  The new 'normal' case.
\end{Verbatim}
\begin{Verbatim}[gobble=0]
We now need to explicitly
cancel gobble occasionally!
\end{Verbatim}

```

A line of text to show the left margin.  
The new 'normal' case.  
We now need to explicitly  
cancel gobble occasionally!

3-4-24

However, `\fvset` applies to all environments and commands, which may not be what you need. So the package offers commands to define your own verbatim environments and commands or to modify the behavior of the predefined ones.

```
\CustomVerbatimEnvironment    {new-env}{base-env}{key/val-list}
\RecustomVerbatimEnvironment {change-env}{base-env}{key/val-list}
\CustomVerbatimCommand       {new-cmd}{base-cmd}{key/val-list}
\RecustomVerbatimCommand     {change-cmd}{base-cmd}{key/val-list}
```

These declarations take three arguments: the name of the new environment or command being defined, the name of the environment or command (without a leading backslash) on which it is based, and a comma-separated list of key/value pairs that define the new behavior. To define new structures, you use `\CustomVerbatimEnvironment` or `\CustomVerbatimCommand` and to change the behavior of existing environments or commands (predefined ones as well as those defined by you), you use `\RecustomVerbatimEnvironment` or `\RecustomVerbatimCommand`. As shown in the following example, the default values, set in the third argument, can be overwritten as usual with the optional argument when the environment or command is instantiated.

<pre> 1  <u>The normal case with thick</u> 2  <u>rules and numbers on the left.</u>  <u>The exception without numbers</u> <u>and thinner rules.</u>  1  And from here on the environment 2  behaves differently again.</pre>	<pre> \usepackage{fancyvrb} \CustomVerbatimEnvironment{myverbatim}{Verbatim}     {numbers=left,frame=lines,framerule=2pt}  \begin{myverbatim} The normal case with thick rules and numbers on the left. \end{myverbatim} \begin{myverbatim}[numbers=none,framerule=.6pt] The exception without numbers and thinner rules. \end{myverbatim} \RecustomVerbatimEnvironment{myverbatim}{Verbatim}     {numbers=left,frame=none,showspaces=true}  \begin{myverbatim} And from here on the environment behaves differently again. \end{myverbatim}</pre>
--	--

3-4-25

### Miscellaneous features

L<sup>A</sup>T<sub>E</sub>X's standard `\verb` command normally cannot be used inside arguments, because in such places the parsing mechanism would go astray, producing incorrect results or error messages. A solution to this problem is to process the verbatim data outside the argument, save it, and later use the already parsed data in such dangerous places. For this purpose the `fancyvrb` package offers the commands `\SaveVerb` and `\UseVerb`.

```
\SaveVerb[key/val-list]{label}= data = \UseVerb*[key/val-list]{label}
```

The command `\SaveVerb` takes one mandatory argument, a *label* denoting the storage bin in which to save the parsed data. It is followed by the verbatim *data* surrounded by two identical characters (= in the syntax example above), in the same way that `\verb` delimits its argument. To use this data you call `\UseVerb` with the *label* as the mandatory argument. Because the data is only parsed but not typeset by `\SaveVerb`, it is possible to influence the typesetting by applying a list of key/value pairs or a star as with the other verbatim commands and environments. Clearly, only a subset of keywords make sense, irrelevant ones being silently ignored. The `\UseVerb` command is unnecessarily fragile, so you have to `\protect` it in moving arguments.

## Contents

	<code>\usepackage{fancyvrb}</code>
	<code>\SaveVerb{danger}=Real \danger=</code>
1	Real <code>\danger</code>
6	<code>\tableofcontents</code>
1	Real <code>\danger</code>
	<code>\section{\protect\UseVerb{danger}}</code>
	<code>\UseVerb*{danger}</code> is no longer dangerous and can <code>\marginpar{\UseVerb[fontsize=\tiny</code> <code>{danger}}</code>
	be reused as often as desired.

Real `\danger`

Real `\danger` is no longer dangerous and can be reused as often as desired.

3-4-26

It is possible to reuse such a storage bin when it is no longer needed, but if you use `\UseVerb` inside commands that distribute their arguments over a large distance you have to be careful to ensure that the storage bin still contains the desired contents when the command finally typesets it. In the previous example we placed `\SaveVerb` into the preamble because the use of its storage bin inside the `\section` command eventually results in an execution of `\UseVerb` inside the `\tableofcontents` command.

`\SaveVerb` also accepts an optional argument in which you can put key/value pairs, though again only a few are relevant (e.g., those dealing with parsing). There is one additional keyword `aftersave`, which takes code to execute immediately after saving the verbatim text into the storage bin. The next example shows an application of this keyword: the definition of a special variant of the `\item` command that accepts verbatim text for display in a `description` environment. It also supports an optional argument in which you can put a key/value list to influence the formatting. The definition is worth studying, even though the amount of mixed braces and brackets seems distressingly complex at first. They are necessary to ensure that the right brackets are matched by `\SaveVerb`, `\item`, and `\UseVerb`—the usual problem, since brackets do not nest like braces do in T<sub>E</sub>X.<sup>1</sup> Also note the use of `\textnormal`, which is needed to cancel the `\bfseries` implicitly issued

<sup>1</sup>The author confesses that it took him three trials (close to midnight) to make this example work.

by the `\item` command. Otherwise, the `\emph` command in the example would not show any effect since no Computer Modern bold italic face exists.

	<code>\usepackage{fancyvrb}</code>
<code>\ddanger</code> Dangerous beast; found in $\TeX$ books.	<code>\newcommand\item[1] [] {\SaveVerb[commandchars=\\ &lt;&gt;,% aftersave={\item[\textnormal{\UseVerb[#1]{vsave}}] }]{vsave}}</code>
<code>\danger</code> Its small brother, still dangerous.	<code>\begin{description} \item+\ddanger+ Dangerous beast;\\ found in \TeX books. \item[fontsize=\tiny]+\danger+ Its small brother, still dangerous.</code>
<code>\dddanger{arg}</code> The ulti- mate horror.	<code>\item+\dddanger{ emph&lt;arg&gt;}+ The ultimate horror. \end{description}</code>

3-4-27

In the same way you can save whole verbatim environments using the environment `SaveVerbatim`, which takes the name of a storage bin as the mandatory argument. To typeset them, `\UseVerbatim` or `\BUseVerbatim` (boxed version) with the usual key/value machinery can be used.

Even though verbatim commands or environments are normally not allowed inside footnotes, you do not need to deploy `\SaveVerb` and the like to get verbatim text into such places. Instead, place the command `\VerbatimFootnotes` at the beginning of your document (following the preamble!) and from that point onward, you can use verbatim commands directly in footnotes. However, this was only implemented for footnotes—for other commands, such as `\section`, you still need the more complicated storage bin method described above.

A bit of text to give us a reason to  
use a footnote.<sup>1</sup> Was this good enough?

```
\usepackage{fancyvrb}
\VerbatimFootnotes
A bit of text to give us a reason to use a
footnote.\footnote{Here is proof: \verb=\danger{%-^}=}
Was this good enough?
```

3-4-28

<sup>1</sup>Here is proof: `\danger{%-^}`

The `fancyvrb` version of `\verb` is called `\Verb`, and it supports all applicable keywords, which can be passed to it via an optional argument as usual. The example below creates `\verbx` as a variant of `\Verb` with a special setting of `commandchars` so that we can execute commands within its argument. We have to use `\CustomVerbatimCommand` for this purpose, since `\verbx` is a new command not available in standard  $\LaTeX$ .

	<code>\usepackage{fancyvrb}</code>
	<code>\CustomVerbatimCommand\verbx{\Verb}{commandchars=\\ &lt;&gt;}</code>
<code>\realdanger{ emph&lt;arg&gt;}</code>	<code>\Verb[fontfamily=courier]+\realdanger{ emph&lt;arg&gt;}+ \\</code>
<code>\realdanger{arg}</code>	<code>\verbx[fontfamily=courier]+\realdanger{ emph&lt;arg&gt;}+</code>

3-4-29

As already mentioned, `fancyvrb` offers a way to make a certain character denote the start and stop of verbatim text without the need to put `\verb` in front. The command to declare such a delimiting character is `\DefineShortVerb`.

Like other `fancyvrb` commands it accepts an optional argument that allows you to set key/value pairs. These influence the formatting and parsing, though this time you cannot overwrite your choices on the individual instance. Alternatively, `\fvset` can be used, since it works on all verbatim commands and environments within its scope. To remove the special meaning from a character declared with `\DefineShortVerb`, use `\UndefineShortVerb`.

The use of `\DefineShortVerb` can make sources much more readable—or unreadable!

And with `\UndefineShortVerb{\|}` we can return the `|` character back to normal.

```
\usepackage{fancyvrb}
\DefineShortVerb[fontsize=\tiny]{\|}
The use of |\DefineShortVerb| can make sources
much more readable---or unreadable! \par
\UndefineShortVerb{\|}\DefineShortVerb{+}
\fvset{fontfamily=courier}
And with +\UndefineShortVerb{\|}+
we can return the ++ character back to normal.
```

3-4-30

Your favorite extensions or customizations can be grouped in a file with the name `fancyvrb.cfg`. After `fancyvrb` finishes loading, the package will automatically search for this file. The advantage of using such a file, when installed in a central place, is that you do not have to put your extensions into all your documents. The downside is that your documents will no longer be portable unless you distribute this file in tandem with them.

### 3.4.4 listings—Pretty-printing program code

A common application of verbatim typesetting is presenting program code. While one can successfully deploy a package like `fancyvrb` to handle this job, it is often preferable to enhance the display by typesetting certain program components (such as keywords, identifiers, and comments) in a special way.

Two major approaches are possible: one can provide commands to identify the logical aspects of algorithms or the programming language, or the application can (try to) analyze the program code behind the scenes. The advantage of the first approach is that you have potentially more control over the presentation; however, your program code is intermixed with  $\TeX$  commands and thus may be difficult to maintain, unusable for direct processing, and often rather complicated to read in the source. Examples of packages classified into this category are `alg` and `algorithmic`. Here is an example:

```
if  $i \leq 0$  then
   $i \leftarrow 1$ 
else
  if  $i \geq 0$  then
     $i \leftarrow 0$ 
  end if
end if
```

```
\usepackage{algorithmic}
\begin{algorithmic}
\IF {$i \leq 0$} \STATE $i \gets 1$ \ELSE
\IF {$i \geq 0$} \STATE $i \gets 0$ \ENDIF
\ENDIF
\end{algorithmic}
```

3-4-31

ABAP (R/2 4.3, R/2 5.0, R/3 3.1, R/3 4.6C, R/3 6.10)	Haskell	PHP
ACSL	HTML	PL/I
Ada (83, 95)	IDL (empty, CORBA)	POV
Algol (60, 68)	Java (empty, AspectJ)	Prolog
Assembler (x86masm)	ksh	Python
Awk (gnu, POSIX)	Lisp (empty, Auto)	R
Basic (Visual)	Logo	Reduce
C (ANSI, Objective, Sharp)	Make (empty, gnu)	S (empty, PLUS)
C++ (ANSI, GNU, ISO, Visual)	Mathematica (1.0, 3.0)	SAS
Caml (light, Objective)	Matlab	Scilab
Clean	Mercury	SHELXL
Cobol (1974, 1985, ibm)	MetaPost	Simula (67, CII, DEC, IBM)
Comal 80	Miranda	SQL
csh	Mizar	tcl (empty, tk)
Delphi	ML	TeX (AllLaTeX, common, LaTeX, plain, primitive)
Eiffel	Modula-2	VBScript
Elan	MuPAD	Verilog
erlang	NASTRAN	VHDL (empty, AMS)
Euphoria	Oberon-2	VRML (97)
Fortran (77, 90, 95)	OCL (decorative, OMG)	XML
GCL	Octave	
Gnuplot	Pascal ( Borland6, Standard, XSC)	
	Perl	

Table 3.7: Languages supported by listings (Winter 2003); blue indicates default dialect

The second approach is exemplified in the package listings<sup>1</sup> written by Carsten Heinz. This package first analyzes the code, decomposes it into its components, and then formats those components according to customizable rules. The package parser is quite general and can be tuned to recognize the syntax of many different languages (see Table 3.7). New languages are regularly added, so if your target language is not listed it might be worth checking the latest release of the package on CTAN. You may even consider contributing the necessary declarations yourself, which involves some work but is not very difficult.

The user commands and environments in this package share many similarities with those in fancyvrb. Aspects of parsing and formatting are controlled via key/value pairs specified in an optional argument, and settings for the whole document or larger parts of it can be specified using `\lstset` (the corresponding fancyvrb command is `\fvset`). Whenever appropriate, both packages use the same keywords so that users of one package should find it easy to make the transition to the other.

<sup>1</sup>The package version described here is 1.0. Earlier releases used a somewhat different syntax in some cases, so please upgrade if you find that certain features do not work as advertised.

After loading the package it is helpful to specify all program languages needed in the document (as a comma-separated list) using `\lstloadlanguages`. Such a declaration does not select a language, but merely loads the necessary support information and speeds up processing.

Program fragments are included inside a `lstlisting` environment. The language of the fragment is specified with the `language` keyword. In the following example we set this keyword via `\lstset` to `C` and then overwrite it later in the optional argument to the second `lstlisting` environment.

```

A “for” loop in C:
int sum;
int i; /* for loop variable */
sum=0;
for (i=0;i<n;i++) {
    sum += a[i];
}

Now the same loop in Ada:
Sum: Integer;
-- no decl for I necessary
Sum := 0;
for I in 1..N loop
    Sum := Sum + A(I);
end loop;

\usepackage{listings}
\lstloadlanguages{C,Ada}
\lstset{language=C,commentstyle=\scriptsize}
A “for” loop in C:
\begin{lstlisting}[keywordstyle=\underbar]
int sum;
int i; /*for loop variable*/
sum=0;
for (i=0;i<n;i++) {
    sum += a[i];
}
\end{lstlisting}
Now the same loop in Ada:
\begin{lstlisting}[language=Ada]
Sum: Integer;
-- no decl for I necessary
Sum := 0;
for I in 1..N loop
    Sum := Sum + A(I);
end loop;
\end{lstlisting}

```

3-4-32

This example also uses the keyword `commentstyle`, which controls the layout of comments in the language. The package properly identifies the different syntax styles for comments. Several other such keywords are available as well—`basicstyle` to set the overall appearance of the listing, `stringstyle` to format strings in the language, and `directivestyle` to format compiler directives, among others.

To format the language keywords, `keywordstyle` and `ndkeywordstyle` (second order) are used. Other identifiers are formatted according to the setting of `identifierstyle`. The values for the “style” keywords (except `basicstyle`) accept a one-argument  $\LaTeX$  command such as `\textbf` as their last token. This scheme works because the “identifier text” is internally surrounded by braces and can thus be picked up by a command with an argument.

Thus, highlighting of keywords, identifiers, and other elements is done automatically in a customizable way. Nevertheless, you might want to additionally emphasize the use of a certain variable, function, or interface. For this purpose

you can use the keywords `emph` and `emphstyle`. The first gets a list of names you want to emphasize; the second specifies how you want them typeset.

```

\usepackage{listings,color}
\lstset{emph={Sum,N},emphstyle=\color{blue},
        emph=[2]I,emphstyle=[2]\underbar}

\begin{lstlisting}[language=Ada]
Sum: Integer;   Sum := 0;
for I in 1..N loop
    Sum := Sum + A(I);
end loop;
\end{lstlisting}

```

3-4-33

If you want to typeset a code fragment within normal text you can use the command `\lstinline`. The code is delimited in the same way as with the `\verb` command, meaning that you can choose any character (other than the open bracket) that is not used within the code fragment and use it as delimiter. An open bracket cannot be used because the command also accepts an optional argument in which you can specify a list of key/value pairs.

```

\usepackage{listings} \lstset{language=C}
The \lstinline[keywordstyle=\underbar]!for!
loop is specified as \lstinline|i=0;i<n;i++.

```

3-4-34

Of course, it is also possible to format the contents of whole files; for this purpose you use the command `\lstinputlisting`. It takes an optional argument in which you can specify key/value pairs and a mandatory argument in which you specify the file name to process. In the following example, the package identifies keywords of case-insensitive languages, even if they are written in an unusual mixed-case (`WrItE`) manner.

```

\usepackage{listings}
\begin{filecontents*}{pascal.src}
for i:=1 to maxint do
begin
    WrItE('This is stupid');
end.
\end{filecontents*}
\lstinputlisting[language=Pascal]{pascal.src}

```

3-4-35

Spaces in strings are shown as `□` by default. This behavior can be turned off by setting the keyword `showstringspaces` to `false`, as seen in the next example. It is also possible to request that all spaces be displayed in this way by setting the keyword `showspaces` to `true`. Similarly, tab characters can be made visible by using the Boolean keyword `showtabs`.



Line numbering is possible, too, using the same keywords as employed with `fancyvrb`: `numbers` accepts either `left`, `right`, or `none` (which turns numbering on or off), `numberblanklines` decides whether blank lines count with respect to numbering (default `false`), `numberstyle` defines the overall look and feel of the numbers, `stepnumber` defines which line numbers will appear (0 means no numbering), and `numbersep` defines the separation between numbers and the start of the line. By default, line numbering starts with 1 on each `\lstinputlisting` but this can be changed using the `firstnumber` keyword. If you specify `last` as a special value to `firstnumber`, numbering is continued.

```

Some text before ...
10 for i:=1 to maxint do
    begin
12   Write('This is stupid');
    end.
\usepackage{listings}
% pascal.src as defined before
\lstset{numberstyle=\tiny,numbers=left,
        stepnumber=2,numbersep=5pt,firstnumber=10,
        xleftmargin=12pt,showstringspaces=false}
\noindent Some text before \ldots
\lstinputlisting[language=Pascal]{pascal.src}

```

3-4-36

An overall indentation can be set using the `xleftmargin` keyword, as shown in the previous example, and `gobble` can be used to remove a certain number of characters (hopefully only spaces) from the left of each line displayed. Normally, indentations of surrounding environments like `itemize` will be honored. This feature can be turned off using the Boolean keyword `resetmargin`. Of course, all such keywords can be used together. To format only a subrange of the code lines you can specify the first and/or last line via `firstline` and `lastline`; for example, `lastline=10` would typeset a maximum of 10 code lines.

Another way to provide continued numbering is via the `name` keyword. If you define “named” environments using this keyword, numbering is automatically continued with respect to the previous environment with the same name. This allows independent numbering if the need arises.

```

\usepackage{listings} \lstset{language=Ada,numbers=right,
                            numberstyle=\tiny,stepnumber=1,numbersep=5pt}
\begin{lstlisting}[name=Test]
Sum: Integer;          1  Sum: Integer;
\end{lstlisting}
The second fragment continues the numbering.
\begin{lstlisting}[name=Test]
Sum := 0;              2  Sum := 0;
for I in 1..N loop    3  for I in 1..N loop
    Sum := Sum + A(I);  4    Sum := Sum + A(I);
end loop;            5  end loop;
\end{lstlisting}

```

3-4-37

If a listing contains very long lines they may not fit into the available measure. In that case listings will produce overfull lines sticking out to the right, just

like a `verbatim` environment would do. However, you can direct it to break long lines at spaces or punctuation characters by specifying the keyword `breaklines`. Wrapped lines are indented by 20pt, a value that can be adjusted through the keyword `breakindent`.

If desired, you can add something before (keyword `prebreak`) and after (keyword `postbreak`) the break to indicate that the line was artificially broken in the listing. We used this ability below to experiment with small arrows and later on with the string “(cont.)” in tiny letters. Both keywords are internally implemented as a TeX `\discretionary`, which means that they accept only certain input (characters, boxes, and kerns). For more complicated material it would be best to wrap everything in an `\mbox`, as we did in the example. In case of color changes, even that is not enough: you need an extra level of braces to prevent the color `\special` from escaping from the box (see the discussion in Appendix A.2.5).

The example exhibits another feature of the breaking mechanism—namely, if spaces or tabs appear in front of the material being broken, then these spaces are by default repeated on continuation lines. If this behavior is not desired, set the keyword `breakautoindent` to `false` as we did in the second part of the example.

<pre>Text at left margin /*A long ↘ → string is ↘ → broken ↘ → across the ↘ → line !*/  /*A long ↘ (cont.) string is broken ↘ (cont.) across the line !*/</pre>	<pre>\usepackage{color,listings} \lstset{breaklines=true,breakindent=0pt, prebreak=\mbox{\tiny\$\searrow\$}, postbreak=\mbox{{\color{blue}\tiny\$\rightarrow\$}}} \begin{lstlisting} Text at left margin /*A long string is broken across the line!*/ \end{lstlisting} \begin{lstlisting}[breakautoindent=false, postbreak=\tiny (cont.)\,] /*A long string is broken across the line!*/ \end{lstlisting}</pre>
---	---

3-4-38

You can put frames or rules around listings using the `frame` keyword, which takes the same values as it does in `fancyvrb` (e.g., `single`, `lines`). In addition, it accepts a subset of the string `trblTRBL` as its value. The uppercase letters stand for double rules the lowercase ones for single rules. There are half a dozen more keywords: to influence rule widths, create separation from the text, make round corners, and so on—all of them are compatible with `fancyvrb` if the same functionality is provided.

```
for _i := 1 _to _maxint _do
begin
  _WritE( 'This _is _stupid' );
end .
```

```
\usepackage{listings}
% pascal.src as defined before
\lstset{frame=trBL,framerule=2pt,framesep=4pt,
rulesep=1pt,showspaces=true}
\lstinputlisting[language=Pascal]{pascal.src}
```

3-4-39

You can specify a caption for individual listings using the keyword `caption`. The captions are, by default, numbered and prefixed with the string `Listing` stored in `\lstlistingname`. The counter used is `lstlisting`; thus, to change its appearance you could modify `\thelstlisting`. The caption is positioned either above (default) or below the listing, and this choice can be adjusted using the keyword `captionpos`.

To get a list of all captions, put the command `\lstlistoflistings` at an appropriate place in your document. It produces a heading containing the words stored in `\lstlistlistingname` (default is `Listings`). If you want the caption text in the document to differ from the caption text in the list of listings, use an optional argument as shown in the following example. Note that in this case you need braces around the value to hide the right bracket. To prevent the caption from appearing in the list of listings, use the keyword `no1ol` with a value of `true`. By using the keyword `label` you can specify a label for referencing the listing number via `\ref`, provided you have not suppressed the number.

## Listings

1 Pascal listing . . . . . 6

The Pascal code in listing 1 shows...

```
for i:=1 to maxint do
begin
  Write('This is stupid');
end.
```

Listing 1: Pascal

```
\usepackage{listings}
% pascal.src as defined before
\lstset{frame=single,frameround=tfft,
        language=Pascal,captionpos=b}
\lstlistoflistings
%
\bigskip % normally the above is in the
\noindent % front matter section, but here ...
%
The Pascal code in listing-\ref{foo} shows\ldots
\lstinputlisting
[caption={Pascal listing}Pascal],label=foo]
{pascal.src}
```

3-4-40

The keyword `frameround` used in the previous example allows you to specify round corners by giving `t` for true and `f` for false, starting with the upper-right corner and moving clockwise. This feature is not available with `fancyvrb` frames.

Instead of formatting your listings within the text, you can turn them into floats by using the keyword `float`, typically together with the `caption` keyword. Its value is a subset of `htbp` specifying where the float is allowed to go (using it without a value is equivalent to `tbp`). You should, however, avoid mixing floating and nonfloating listings as this could sometimes result in captions being numbered out of order, as in Example 6-3-5 on page 296.

By default, `listings` only deals with input characters in the ASCII range; unexpected 8-bit input can produce very strange results, like the misordered letters in the following example. By setting `extendedchars` to `true` you can enable the use of 8-bit characters, which makes the package work harder, but (usually) produces

the right results. Of course, if you use an extended character set you would normally add the keyword to the `\lstset` declaration instead of specifying it every time on the environment. It is also possible to specify an input encoding for the code fragments (if different from the input encoding used for the remainder of the document) by using the keyword `inputencoding`. This keyword can be used only if the `inputenclistings` package is loaded.

```

\usepackage[latin1]{inputenc}
\usepackage{listings}
\lstset{language=C,commentstyle=\scriptsize}
\begin{lstlisting}
int i; /*für die äußere Schleife*/
\end{lstlisting}
int i; /*üfr die äßuere Schleife */
\begin{lstlisting}[extendedchars=true]
int i; /*für die äußere Schleife*/
\end{lstlisting}
3-4-41 int i; /* für die äußere Schleife */

```

The package offers many more keys to influence the presentation. For instance, you can escape to  $\LaTeX$  for special formatting tricks, display tab or form-feed characters, index certain identifiers, or interface to `hyperref` so that clicking on some identifier will jump to the previous occurrence. Some of the features are still considered experimental and you have to request them using an optional argument during package loading. These are all documented in great detail in the manual (roughly 50 pages) accompanying the package.

As a final example of the kind of treasures you can find in that manual, look at the following example. It shows code typesetting as known from Donald Knuth's literate programming conventions.

```

\usepackage{listings}
\lstset{literate={:=}{\mathrel{\scriptstyle\gets}}1
{<=}{\mathrel{\scriptstyle\leq}}1 {>=}{\mathrel{\scriptstyle\geq}}1 {<>}{\mathrel{\scriptstyle\neq}}1}
\begin{lstlisting}[gobble=2]
var i:integer;
if (i<=0) i ← 1;
if (i≥0) i ← 0;
if (i≠0) i ← 0;
\end{lstlisting}

```

**3-4-42**

## 3.5 Lines and columns

In the last part of this chapter we present a few packages that help in manipulating the text stream in its entirety. The first package deals with attaching line numbers to paragraphs, supporting automatic references to them. This can be useful in critical editions and other scholarly works.

The second package deals with the problem of presenting two text streams side by side—for example, some original and its translation. We will show how both packages can be combined in standard cases.

The third package deals with layouts having multiple columns. It allows switching between different numbers of columns on the same page and supports balancing textual data. Standard  $\LaTeX$  already offers the possibility of typesetting text in one- or two-column mode, but one- and two-column output cannot be mixed on the same page.

We conclude by introducing a package that allows you to mark the modifications in your source with vertical bars in the margin.

### 3.5.1 `lineno`—Numbering lines of text

In certain applications it is useful or even necessary to number the lines of paragraphs to be able to refer to them. As  $\TeX$  optimizes the line breaking over the whole paragraph, it is ill equipped to provide such a facility, since technically line breaking happens at a very late stage during the processing, just before the final pages are constructed. At that point macro processing, which could add the right line number or handle automatic references, has already taken place. Hence, the only way to achieve line numbering is by deconstructing the completed page line by line in the “output routine” (i.e., the part of  $\LaTeX$ , that normally breaks the paragraph galley into pages and adds running headers and footers) and attaching the appropriate line numbers at that stage.

This approach was taken by Stephan Böttcher in his `lineno` package. Although one would expect such an undertaking to work only in a restricted environment, his package is surprisingly robust and works seamlessly with many other packages—even those that modify the  $\LaTeX$  output routine, such as `ftnright`, `multicol`, and `wrapfig`. It also supports layouts produced with the `twocolumn` option of the standard  $\LaTeX$  classes.

<code>\linenumbers*[start-number]</code>	<code>\nolinenumbers</code>
--	-----------------------------

Loading the `lineno` package has no direct effect: to activate line numbering, a `\linenumbers` command must be specified in the preamble or at some point in the document. The command `\nolinenumbers` deactivates line numbering again. Line numbering works on a per-paragraph basis. Thus, when  $\LaTeX$  sees the end of a paragraph, it checks whether line numbering is currently requested and, if so, attaches numbers to *all* lines of that paragraph. It is therefore best to put these commands between paragraphs rather than within them.

The `\linenumbers` command can take an optional argument that denotes the number to use for the first line. If used without such an argument, it continues from where it stopped numbering previously. You can also use a star form, which

is a shorthand for `\linenumbers[1]`.

	No line numbers here. Some text to experiment with line numbering.	<code>\usepackage{lineno}</code>
		<code>\newcommand\para{ Some text to experiment with line numbering.\par}</code>
1	But here we get line numbers. Some	No line numbers here.\para
2	text to experiment with line numbering.	<code>\linenumbers</code>
3	And here too. Some text to experiment	But here we get line numbers. \para
4	with line numbering.	And here too. \para
-10	Restart with a negative number. Some	<code>\linenumbers[-10]</code>
3-5-1	text to experiment with line numbering.	Restart with a negative number. \para

Rather than starting or stopping line numbering with the above commands, you can use the environment `linenumbers` to define the region that should get line numbers. This environment will automatically issue a `\par` command at the end to terminate the current paragraph. If line numbers are needed only for short passages, the environment form (or one of the special environments `numquote` and `numquotation` described later) is preferable.

As the production of line numbers involves the output routine, numbering will take place only for paragraphs being built and put on the “main vertical list” but not for those built inside boxes (e.g., not inside a `\marginpar` or within the body of a float). However, the package offers some limited support for numbering lines in such places via the `\internallinenumbers` command. Restrictions are that the baselines within such paragraphs need to be a fixed distance apart (otherwise, the numbers will not get positioned correctly) and that you may have to end such paragraphs with explicit `\par` commands. The `\internallinenumbers` command accepts a star and an optional argument just as `\linenumbers` does. However, the starred form not only ensures that line numbering is (re)started with 1, but also that the line numbers do not affect line numbering in the main vertical list; compare the results in the two `\marginpars` below.

*Numbering boxed paragraphs*

		1	Some text on the main vertical list! Some text to experiment with line numbering.	<code>\usepackage{lineno}</code>
				<code>% \para defined as before</code>
1	Some text to experiment with line numbering.	2	Some text on the main vertical list!	<code>\linenumbers</code>
2		3	Some text to experiment with line numbering.	<code>\marginpar{\footnotesize</code>
3		4		<code>\internallinenumbers* \para}</code>
		5	In this paragraph we use a second marginal note affecting the line numbers this time.	<code>\para \para In this paragraph we use</code>
		9	Some text to experiment with line numbering.	<code>a second marginal note affecting the</code>
6	Some text to experiment with line numbering.	10		<code>\marginpar{\footnotesize</code>
7		11	Some text to experiment with line numbering.	<code>\internallinenumbers \para}</code>
3-5-2		12		<code>line numbers this time. \para</code>
		13		

The line numbers in the second `\marginpar` continue the numbering on the main vertical list (the last line of first paragraph was 5) and the second paragraph

then continues with line number 9. Such `\marginpar` commands are processed before the paragraph containing them is broken into lines, which explains the ordering of the numbers.

*Handling display  
math*

As `lineno` needs `\par` to attach line numbers when the output routine is invoked, a T<sub>E</sub>Xnical problem arises when certain display math constructs are used: the partial paragraph above such a display is broken into lines by T<sub>E</sub>X without issuing a `\par`. As a consequence, without further help such a partial paragraph will not get any line numbers attached. The package's solution, as illustrated in the next example, is to offer the environment `linenomath`, which, if it surrounds such a display, will take care of the line numbering problem. It also has a starred form that also numbers the display lines.

No line number before the display:

$$x \neq y$$

1 Some text to experiment with line numbering.

2 But line numbers in this case:

$$x \neq y$$

3 Some text to experiment with line numbering.

```
\usepackage{lineno} \linenumbers
\newcommand\sample{ Some text to
  experiment with line numbering.}
```

No line number before the display:

```
\[ x \neq y \] \sample \par
```

But line numbers in this case:

```
\begin{linenomath}
```

```
\[ x \neq y \]
```

```
\end{linenomath}
```

```
\sample\par
```

3-5-3

If there are many such displays the need for surrounding each of them with a `linenomath` environment is cumbersome. For this reason the package offers the option `displaymath`, which redefines the basic L<sup>A</sup>T<sub>E</sub>X math display environments so that they internally use `linenomath` environments. The option `mathlines` will make `linenomath` behave like its starred form so that the displayed mathematical formulas get line numbers as well.

1 Some text to experiment with line numbering.

$$x \neq y$$

3 Some text to experiment with line numbering.

4 Some text to experiment with line numbering.

$$x \neq y$$

6 Some text to experiment with line numbering.

```
\usepackage[displaymath,mathlines]
  {lineno}
```

```
\linenumbers
```

```
% \sample as defined before
```

```
\sample \[ x \neq y \] \sample\par
```

```
\sample
```

```
\begin{displaymath}
```

```
x \neq y
```

```
\end{displaymath}
```

```
\sample
```

3-5-4

*Cross-references to  
line numbers*

To reference line numbers put a `\linelabel` into the line and then refer to it via `\ref` or `\pageref`, just as with other references defined using `\label`. The exception is that `\linelabel` can only be used on the main vertical list and should only be used within paragraphs that actually carry numbers. If it is used elsewhere,

you get either a bogus reference (if the current line does not have a line number) or an error message (in places where `\linelabel` is not allowed).

3-5-5

```

1   Some text to experiment with line num-
2   bering. Some text to experiment with line
3   numbering. Some text to experiment with
4   line numbering. Some text to experiment
5   with line numbering. Some text to exper-
6   iment with line numbering.
7   In the text on lines 2, 3, up to and includ-
8   ing line 5 we see to refer to individual lines
9   ...

\usepackage{lineno}
\linenumbers
% \sample as defined before

\sample\linelabel{first} \sample \sample
\sample\linelabel{second} \sample

In the text on lines-\ref{first},
\lineref[1]{first}, up to and including
line~\ref{second} we see to refer to
individual lines \ldots

```

It is also possible to refer to a line that carries no `\linelabel`, by using the `\lineref` command with an optional argument specifying the offset. This ability can be useful if you need to refer to a line that cannot be easily labeled, such as a math display, or if you wish to refer to a sequence of lines, as in the previous example.

There are several ways to customize the visual appearance of line numbers. Specifying the option `modulo` means that line numbers will only appear on some lines (default is every fifth). This effect can also be achieved by using the command `\modulolinenumbers`. Calling this command with an optional argument attaches numbers to lines that are multiples of the specified number (in particular, a value of 1 corresponds to normal numbering). Neither command nor option initiates line numbering mode, for that a `\linenumbers` command is still necessary.

*Labeling only some lines*

3-5-6

```

1   Some text to experiment with line num-
2   bering. Some text to experiment with line
3   numbering. Some text to experiment with
4   line numbering.

\usepackage{lineno}
\linenumbers
% \sample defined as before

And now a paragraph with numbers on
6   every second line. Some text to experiment
7   with line numbering. Some text to experi-
8   ment with line numbering. Some text to ex-
9   periment with line numbering.

\sample \sample \sample \par
\modulolinenumbers[2]
And now a paragraph with numbers on every
second line. \sample \sample \sample \par

```

The font for line numbers is controlled by the hook `\linenumberfont`. Its default definition is to use tiny sans serif digits. The numbers are put flush right in a box of width `\linenumberwidth`. This box is separated from the line by the value stored in `\linenumbersep`. To set the number flush left you have to dig deeper, but even for this case you will find hooks like `\makeLineNumberRight` in the package. Although changing the settings in the middle of a document is usually not a



good idea, it was done in the next example for demonstration purposes.

The option “right” changes the line number position. Some text to experiment with line numbering. Some text to experiment with line numbering.

Now we use a different font and a bigger separation. Some text to experiment with line numbering. Some text to experiment with line numbering.

```

\usepackage[right]{lineno}
\linenumbers
% \sample defined as before
1 The option ‘‘right’’ changes the line
2 number position. \sample \sample \par
3 \renewcommand\linenumberfont
4 {\normalfont\footnotesize\ttfamily}
5 \setlength\linenumbersep{20pt}
6 Now we use a different font and a bigger
7 separation. \sample \sample \par
8

```

3-5-7

For special applications the package offers two environments that provide line numbers automatically: `numquote` and `numquotation`. They are like their  $\LaTeX$  cousins `quote` and `quotation`, except that their lines are numbered. They accept an optional argument denoting the line number with which to start (if the argument is omitted, they restart with 1) and they have starred forms that will suppress resetting the line numbers.

The main difference from their  $\LaTeX$  counterparts (when used together with the `\linenumbers` command) is the positioning of the numbers, which are indented inward. Thus, their intended use is for cases when only the quoted text should receive line numbers that can be referenced separately.

```

1 Some text to experiment with line
2 numbering.
3 Some text to experiment with line number-
4 ing. Some text to experiment with line num-
5 bering.
6 \begin{quote}
7 \sample
8 \end{quote}
9 \sample \sample
10 \begin{numquote}
11 \sample
12 \end{numquote}
13 Some more text.

```

3-5-8

#### *Providing your own extensions*

Using the machinery provided by the package material, it is fairly easy to develop your own environments that attach special items to each line. The main macro to customize is `\makeLineNumber`, which gets executed inside a box of zero width at the left edge of each line (when line numbering mode is turned on). The net effect of your code should take up no space, so it is best to operate with `\llap` or `\rlap`. Apart from that you can use basically anything. You should only remember that the material is processed and attached after the paragraph has been broken into lines and normal macro-processing has finished, so, you should not expect it to interact with data in mid-paragraph. You can produce the current line number with the `\LineNumber` command, which will supply the number or nothing, depending on whether line numbering mode is on.

The following example shows the definition and use of two new environments that (albeit somewhat crudely, as they do not care about setting fonts and the like) demonstrate some of the possibilities. Note that even though the second environment does not print any line numbers, the lines are internally counted, so that line numbering resumes afterwards with the correct value.

1→ Some text to experiment 2→ with line numbering. Some text to experiment ← with line numbering. Some text ← to experiment with line number- ← ing. ← 7→ Some text to experiment 8→ with line numbering. Some text 9→ to experiment with line number- 10→ ing.	<pre> \usepackage{lineno} \linenumbers % \sample defined as before \newenvironment{numarrows}     {\renewcommand\makeLineNumber      {\llap{\LineNumber\$\rightarrow\$ }}}     {\par} \newenvironment{arrows}{\renewcommand\makeLineNumber     {\rlap{\hspace{\textwidth} \$\leftarrow\$}}}{\par} \begin{numarrows} \sample \end{numarrows} \begin{arrows} \sample \sample \end{arrows} \sample \begin{numarrows} \sample \end{numarrows} </pre>
--	--

3-5-9

The appearance and behavior of the line numbers can be further controlled by a set of options or, alternatively, by a set of commands equivalent to the options (see the package documentation for details on the command forms). With the options `left` (default) and `right`, you specify in which margin the line numbers should appear. Using the option `switch` or `switch*`, you get them in the outer and inner margins, respectively.

At least two  $\text{\LaTeX}$  runs of the document are required before the line numbers will appear in the appropriate place. Unfortunately, there is no warning about the need to rerun the document, so you have to watch out for this issue yourself.

You can also request that numbers restart on each page by specifying the option `pagewise`. This option needs to come last.

### 3.5.2 parallel—Two text streams aligned

Sometimes it is necessary to typeset something in parallel columns, such as when presenting some text and its translation. Parallel in this context means that at certain synchronization points the two text streams are vertically (re)aligned. This type of layout is normally not supported by  $\text{\LaTeX}$  (which by default only works with a single text stream), but it can be achieved by using Matthias Eckermann's `parallel` package.

This package provides the `Parallel` environment, which surrounds the material to be typeset in parallel. It takes two mandatory arguments: the widths of the left and right columns. Their sum should be less than `\textwidth`; otherwise, the text in the two columns will touch or even overlap. To ease usage, one or both arguments can be left empty, in which case the appropriate width for the column(s) will be calculated automatically, using the current value of `\ParallelUserMidSkip` as the column separation. To mark up the left and the right text streams, you use

`\verb` is allowed `\ParallelLText` and `\ParallelRText`, respectively. Although both commands expect the text as an argument, it is nevertheless possible to use `\verb` or a `verbatim` environment inside, as the following example shows.

<p>This is text in the English lan- guage explaining the command <code>\foo</code>.</p>	<p>Dies ist Text in deutscher Sprache, der das Kommando <code>\foo</code> erläutert.</p>	<pre><code>\usepackage{parallel} \begin{Parallel}{}{} \ParallelLText{This is text in the English language explaining the command \verb=\foo= .} \ParallelRText{Dies ist Text in deutscher Sprache, der das Kommando \verb=\foo= erl\autert.} \end{Parallel}</code></pre>
---	--	--

3-5-10

To align certain lines of text you split the two text streams at appropriate points by using pairs of `\ParallelLText` and `\ParallelRText` commands and separating each pair with `\ParallelPar`. If you forget one of the `\ParallelPar` commands, some of your text will get lost without warning. Moreover, as its name suggests, the `\ParallelPar` command introduces a paragraph break, so that alignment is possible only at paragraph boundaries. Additional paragraph breaks inside the argument of an `\ParallelLText` command are also possible but in that case no alignment is attempted.

In the next example, displaying a few “direct” translations of computer lingua into German (taken from [54] with kind permission by Eichborn Verlag), we define a shorthand command `\LR` to make it easier to input the text. If such a shorthand is used, `\verb` can no longer be used in the argument. Thus, if you need `\verb`, use the package commands directly. We also use the `lineno` package since line numbers can be useful when talking about a text and its translation.

<p>I just go online 2 and download an update. 4 6 This laptop is missing 8 several interfaces. 10 12 Microsoft Office on floppy disks.</p>	<p>Ich geh mal eben auf den Strich und lade mir ein Auffrisch herunter. Dieser Schoßspitze fehlt so manches Zwi- schengesicht. Kleinweich Büro auf Schlabber- scheiben.</p>	<pre><code>\usepackage{parallel,lineno} \linenumbers \modulolinenumbers[2] \setlength\linenumberssep{1pt} \newcommand\LR[2]{\ParallelLText{#1}% \ParallelRText{#2}\ParallelPar} \begin{Parallel}{.45\linewidth}{} \raggedright \setlength\leftskip{10pt} \setlength\parindent{-10pt} \LR{I just go online and download an update.}{Ich geh mal eben auf den Strich und lade mir ein Auffrisch herunter.} \LR{This laptop is missing several interfaces.} {Dieser Schoß\ss\spitze fehlt so manches Zwi\schens\ge\sicht.} \LR{Microsoft Office on floppy disks.}{Kleinweich B\uro auf Schlabberscheiben.} \end{Parallel}</code></pre>
--	---	---

3-5-11

As you can see, it is possible to adjust paragraph parameters within the scope of the `Parallel` environment. The negative `\parindent` cancels the pos-

itive `\leftskip` so that each paragraph starts flush left but following lines are indented by `\leftskip` (and both must be changed *after* calling `\raggedright`, as the latter also sets these registers).

The `Parallel` environment works by aligning line by line, which has a surprising consequence when one block contains unusually large objects, such as a display. Thus, the method is suitable only for normal text lines.

This is text that contains:  $\sum_{n=1}^x 2a_n$	And here is the explanation showing some surprising effect.	<pre> \usepackage{parallel} \begin{Parallel}{}{} \ParallelLText{This is text that contains:                 \[ \sum_{n=1}^x 2 a_n \]} \ParallelRText{And here is the explanation                 showing some surprising effect.} \end{Parallel} </pre>
--	---	---

3-5-12

Footnotes within the parallel text are not placed at the bottom of the current page, but rather are typeset directly after the end of the current `Parallel` environment and separated from it by the result of executing `\ParallelAtEnd`, which is a command defined to do nothing. You can, however, redefine it to place something between footnotes and preceding text. If the redefinition should apply only to a single `Parallel` environment, place it within the scope of the environment.

*Footnotes in parallel text*

The presentation of the footnotes is controlled by four package options: `OldStyleNums` sets footnote numbers using old-style numerals, `RaiseNums` generates raised footnote numbers, and `ItalicNums` produces italic numbers. If none of these options is given, then Arabic numerals at the baseline position are used. The options affect only the numbers in front of the footnote text; the markers within the parallel text are always raised Arabic numerals. The fourth option, `SeparatedFootnotes`, can be combined with one of the three other options and indicates that footnotes in each column should be independently numbered. The numbers from the right column are then postfixed with `\ParallelDot`, which by default produces a centered dot. In the next example its definition is slightly modified so that the dot itself does not take up any space.

This is text in the English language<sup>1</sup> explaining the command `\foo`.

Dies ist Text<sup>1</sup> in deutscher Sprache<sup>2</sup>, der das Kommando `\foo` erläutert.

- 
- 1 We hope!
  - 1· Ein Satz.
  - 2· Schlechter Stil!

3-5-13

```

\usepackage[OldStyleNums,SeparatedFootnotes]{parallel}
\renewcommand\ParallelAtEnd{\vspace{7pt}\footnoterule}
\renewcommand\ParallelDot
    {\makebox[0pt][l]{\textperiodcentered}}
\begin{Parallel}[v]{}{} \raggedright
\ParallelLText{This is text in the English
  language\footnote{We hope!} explaining the
  command \verb=\foo=.}
\ParallelRText{Dies ist Text\footnote{Ein Satz.} in
  deutscher Sprache\footnote{Schlechter Stil!}, der
  das Kommando \verb=\foo= erl\autert.}
\end{Parallel}

```

The `Parallel` environment can sport an optional argument before the mandatory ones, whose value can be `c` (make two columns—the default), `v` (separate columns with a vertical rule as shown in the previous example), or `p` (put left text on left-hand pages and right text on right-hand pages). If the “page” variant is chosen it is possible that you get empty pages. For example, if you are on a verso page the environment has to skip to the next recto page in order to display the texts on facing pages.

### 3.5.3 multicol—A flexible way to handle multiple columns

With standard  $\text{\LaTeX}$  it is possible to produce documents with one or two columns (using the class option `twocolumn`). However, it is impossible to produce only parts of a page in two-column format as the commands `\twocolumn` and `\onecolumn` always start a fresh page. Additionally, the columns are never balanced, which sometimes results in a slightly weird distribution of the material.

The `multicol` package<sup>1</sup> by Frank Mittelbach solves these problems by defining an environment, `multicols`, with the following properties:

- Support is provided for 2–10 columns, which can run for several pages.
- When the environment ends, the columns on the last page are balanced so that they are all of nearly equal length.
- The environment can be used inside other environments, such as `figure` or `minipage`, where it will produce a box containing the text distributed into the requested number of columns. Thus, you no longer need to hand-format your layout in such cases.
- Between individual columns, vertical rules of user-defined widths can be inserted.
- The formatting can be customized globally or for individual environments.

```
\begin{multicols}{columns}[preface][skip]
```

Normally, you can start the environment simply by specifying the number of desired columns. By default paragraphs will be justified, but with narrow measures—as in the examples—they would be better set unjustified as we show later on.

Here is  
some text to  
be distributed  
over several

columns. If  
the columns  
are very nar-  
row try type-

setting ragged  
right.

```
\usepackage{multicol}
\begin{multicols}{3}
Here is some text to be distributed over
several columns. If the columns are very
narrow try typesetting ragged right.
\end{multicols}
```

3-5-14

<sup>1</sup>For historical reasons the copyright of the `multicol` package, though distributed under LPPL ( $\text{\LaTeX}$  Project Public License) [111], contains an additional “moral obligation” clause that asks commercial users to consider paying a license fee to the author or the  $\text{\LaTeX}$ 3 fund for their use of the package. For details see the head of the package file itself.

<code>\premulticols</code>	50.0pt	<code>\postmulticols</code>	20.0pt
<code>\columnsep</code>	10.0pt	<code>\columnseprule</code>	0.0pt
<code>\multicolsep</code>	12.0pt plus 4.0pt minus 3.0pt		

Table 3.8: Length parameters used by `multicols`

You may be interested in prefixing the multicolumn text with a bit of single-column material. This can be achieved by using the optional *preface* argument.  $\LaTeX$  will then try to keep the text from this argument and the start of the multicolumn text on the same page.

### Some useful advice

Here is some text to be distributed over several columns. If the columns are very narrow try typesetting ragged right.

3-5-15

```
\usepackage{multicol}
\begin{multicols}{2}
  [\section*{Some useful advice}]
  Here is some text to be distributed over
  several columns. If the columns are very
  narrow try typesetting ragged right.
\end{multicols}
```

The `multicols` environment starts a new page if there is not enough free space left on the current page. The amount of free space is controlled by a global parameter. However, when using the optional argument the default setting for this parameter may be too small. In this case you can either change the *global* default (see below) or adjust the value for the *current* environment by using a second optional *skip* argument as follows:

```
\begin{multicols}{3}[\section*{Index}] [7cm]
  Text Text Text Text ...
\end{multicols}
```

This would start a new page if less than 7 cm free vertical space was available.

The `multicols` environment balances the columns on the last page (it was originally developed for exactly this purpose). If this effect is not desired you can use the `multicols*` variant instead. Of course, this environment works only in the main vertical galley, since inside a box one has to balance the columns to determine a column height.

*Preventing  
balancing*

The `multicols` environment recognizes several formatting parameters. Their meanings are described in the following sections. The default values can be found in Table 3.8 (dimensions) and Table 3.9 (counters). If not stated otherwise, all changes to the parameters have to be placed before the start of the environment to which they should apply.

The `multicols` environment first checks whether the amount of free space left on the page is at least equal to `\premulticols` or to the value of the second optional argument, when specified. If the requested space is not available, a

*The required free  
space*

<code>\multicolpretolerance</code>	-1	<code>\multicoltolerance</code>	9999
<code>columnbadness</code>	10000	<code>finalcolumnbadness</code>	9999
<code>collectmore</code>	0	<code>unbalance</code>	0
<code>tracingmulticols</code>	0		

Table 3.9: Counters used by multicols

`\newpage` is issued. A new page is also started at the end of the environment if the remaining space is less than `\postmulticols`. Before and after the environment, a vertical space of length `\multicolsep` is placed.

*Column width and separation*

The column width inside the `multicols` environment will automatically be calculated based on the number of requested columns and the current value of `\linewidth`. It will then be stored in `\columnwidth`. Between columns a space of `\columnsep` is left.

*Adding vertical lines*

Between any two columns, a rule of width `\columnseprule` is placed. If this parameter is set to 0pt (the default), the rule is suppressed. If you choose a rule width larger than the column separation, the rule will overprint the column text.

```
\usepackage{multicol,ragged2e}
\setlength\columnseprule{0.4pt}
\addtolength\columnsep{2pt}
\begin{multicols}{3}
\RaggedRight
  Here is some text to be distributed over
  several columns. In this example ragged-right
  typesetting is used.
\end{multicols}
```

Here is some  
text to be  
distributed

over several  
columns. In  
this example

ragged-right  
typesetting  
is used.

3-5-16

### Column formatting

By default (the `\flushcolumns` setting), the `multicols` environment tries to typeset all columns with the same length by stretching the available vertical space inside the columns. If you specify `\raggedcolumns` the surplus space will instead be placed at the bottom of each column.

Paragraphs are formatted using the default parameter settings (as described in Sections 3.1.11 and 3.1.12) with the exception of `\pretolerance` and `\tolerance`, for which the current values of `\multicolpretolerance` and `\multicoltolerance` are used, respectively. The defaults are -1 and 9999, so that the paragraph-breaking trial without hyphenation is skipped and relatively bad paragraphs are allowed (accounting for the fact that the columns are typically very narrow). If the columns are wide enough, you might wish to change these defaults to something more restrictive, such as

```
\multicoltolerance=3000
```

Note the somewhat uncommon assignment form: `\multicoltolerance` is an internal  $\TeX$  counter and is controlled in exactly the same way as `\tolerance`.

### Balancing control

At the end of the `multicols` environment, remaining text will be balanced to produce columns of roughly equal length. If you wish to place more text in the left columns you can advance the counter `unbalance`. This counter determines the number of additional lines in the columns in comparison to the number that the balancing routine has calculated. It will automatically be restored to zero after the environment has finished. To demonstrate the effect, the next example uses the text from Example 3-5-16 on the facing page but requests one extra line.

1	{	the	number	of	additional	lines	in	the	columns	in	comparison	to	the	number	that	the	balancing	routine	has	calculated.	It	will	automatically	be	restored	to	zero	after	the	environment	has	finished.	To	demonstrate	the	effect,	the	next	example	uses	the	text	from	Example	3-5-16	on	the	facing	page	but	requests	one	extra	line.
---	---	-----	--------	----	------------	-------	----	-----	---------	----	------------	----	-----	--------	------	-----	-----------	---------	-----	-------------	----	------	---------------	----	----------	----	------	-------	-----	-------------	-----	-----------	----	-------------	-----	---------	-----	------	---------	------	-----	------	------	---------	--------	----	-----	--------	------	-----	----------	-----	-------	-------

```

\usepackage{multicol,ragged2e}
\addtolength\columnsep{2pt}
\begin{multicols}{3}
\RaggedRight
\setcounter{unbalance}{1}
Here is some columns. In is used. Here is some text to be distributed over
text to be this example several columns. In this example ragged-right
distributed ragged-right typesetting is used.
over several typesetting \end{multicols}

```

3-5-17

Column balancing is further controlled by the two counters `columnbadness` and `finalcolumnbadness`. Whenever  $\LaTeX$  is constructing boxes (such as a column) it will compute a badness value expressing the quality of the box—that is, the amount of excess white space. A zero value is optimal, and a value of 10000 is infinitely bad in  $\LaTeX$ 's eyes.<sup>2</sup> While balancing, the algorithm compares the badness of possible solutions and, if any column except the last one has a badness higher than `columnbadness`, the solution is ignored. When the algorithm finally finds a solution, it looks at the badness in the last column. If it is larger than `finalcolumnbadness`, it will typeset this column with the excess space placed at the bottom, allowing it to come out short.

### Collecting material

To be able to properly balance columns the `multicols` environment needs to collect enough material to fill the remaining part of the page. Only then does it cut the collected material into individual columns. It tries to do so by assuming that not more than the equivalent of one line of text per column vanishes into the margin due to breaking at vertical spaces. In some situations this assumption is incorrect and it becomes necessary to collect more or less material. In such a case

<sup>1</sup>Very bad for reading but too good to fix: this problem of a break-stack with "the" four times in a row will not be detected by  $\TeX$ 's paragraph algorithm—only a complete paragraph rewrite would resolve it.

<sup>2</sup>For an overfull box the badness value is set to 100000 by  $\TeX$ , to mark this special case.



you can adjust the default setting for the counter `collectmore`. Changing this counter by one means collecting material for one more (or less) `\baselineskip`.

There are, in fact, reasons why you may want to reduce that collection. If your document contains many footnotes and a lot of surplus material is collected, there is a higher chance that the unused part will contain footnotes, which could come out on the wrong page. The smallest sensible value for the counter is the negative number of columns used. With this value `multicols` will collect exactly the right amount of material to fill all columns as long as no space gets lost at a column break. However, if spaces are discarded in this set up, they will show up as empty space in the last column.

### Tracing the algorithm

You can trace the behavior of the `multicol` package by loading it with one of the following options. The default, `errorshow`, displays only real errors. With `infoshow`, `multicol` becomes more talkative and you will get basic processing information such as

```
Package multicols: Column spec: 185.0pt = indent + columns + sep =
(multicols)          0.0pt + 3 x 55.0pt + 2 x 10.0pt on input line 32.
```

which is the calculated column width.

With `balancingshow`, you get additional information on the various trials made by `multicols` when determining the optimal column height for balancing, including the resulting badness of the columns, reasons why a trial was rejected, and so on.

Using `markshow` will additionally show which marks for the running header or footer are generated on each page. Instead of using the options you can (temporarily) set the counter `tracingmulticols` to a positive value (higher values give more tracing information).

### Manually breaking columns

Sometimes it is necessary to overrule the column-breaking algorithm. We have already seen how the `unbalance` counter is used to influence the balancing phase. But on some occasions one wishes to explicitly end a column after a certain line. In standard  $\LaTeX$  this can be achieved with a `\pagebreak` command, but this approach does not work within a `multicols` environment because it will end the collection phase of `multicols` and thus end *all* columns on the page. As an alternative the command `\columnbreak` is provided. If used within a paragraph it marks the end of the current line as the desired breakpoint. If used between paragraphs it forces the next paragraph into the next column (or page) as shown in the following example. If `\flushcolumns` is in force, the material in the column is vertically stretched (if possible) to fill the full column height. If this effect is not desired one can prepend a `\vfill` command to fill the bottom of the column with white space.

Here is some text to be distributed over several columns.

With the help of the `\columnbreak` command this paragraph was forced into the second column.

```
\usepackage{multicol,ragged2e}
\begin{multicols}{2} \RaggedRight
Here is some text to be distributed over several
columns. \par \vfill\columnbreak
With the help of the \verb=\columnbreak= command
this paragraph was forced into the second column.
\end{multicols}
```

3-5-18

### Floats and footnotes in multicol

Floats (e.g., figures and tables) are only partially supported within `multicols`. You can use starred forms of the float environments, thereby requesting floats that span all columns. Column floats and `\marginpars`, however, are not supported.

Footnotes are typeset (full width) on the bottom of the page, and not under individual columns (a concession to the fact that varying column widths are supported on a single page).

Under certain circumstances a footnote reference and its text may fall on subsequent pages. If this is a possibility, `multicolst` produces a warning. In that case, you should check the page in question. If the footnote reference and footnote text really are on different pages, you will have to resolve the problem locally by issuing a `\pagebreak` command in a strategic place. The reason for this behavior is that `multicols` has to look ahead to assemble material and may not be able to use all material gathered later on. The amount of looking ahead is controlled by the `collectmore` counter.

### 3.5.4 `changebar`—Adding revision bars to documents

When a document is being developed it is sometimes necessary to (visually) indicate the changes in the text. A customary way of doing that is by adding bars in the margin, the known as “changebars”. Support for this functionality is offered by the `changebar` package, originally developed by Michael Fine and Neil Winton, and now supported by Johannes Braams. This package works with most PostScript drivers, but in particular `dvips`, which is the default driver when the package is loaded. Other drivers can be selected by using the package option mechanism. Supported options are `dvitoln03`, `dvitops`, `dvips`, `emtex`, `textures`, and `vtex`.

*Supported printer drivers*

```
\begin{changebar}[barwidth] \cbstart[barwidth] ... \cbend
```

When you add text to your document and want to signal this fact, you should surround it with the `changebar` environment. Doing so ensures that  $\LaTeX$  will warn you when you forget to mark the end of a change. This environment can be (properly) nested within other environments. However, if your changes start within one  $\LaTeX$  environment and end inside another the environment form cannot be used as this would result in improperly nested environments. Therefore, the package also provides the commands `\cbstart` and `\cbend`. These should be

used with care, because there is no check that they are properly balanced. Spaces after them might get ignored.

If you want to give a single bar a different width you may use the optional argument and specify the width as a normal L<sup>A</sup>T<sub>E</sub>X length.

```
\cbdelete[barwidth]
```

Text that has been removed can be indicated by inserting the `\cbdelete` command. Again, the width of the bar can be changed.

```
\usepackage{changebar}
\cbstart
This is the text in the first paragraph.
This is the text in the first paragraph.\cbend
```

This is the text in the first paragraph. This is the text in the first paragraph.

This is the text in the second paragraph. This is the text in the second paragraph.

This is paragraph three.

This is paragraph four.

This is the text in the second paragraph.

```
\cbdelete
```

This is the text in the second paragraph.

```
\setcounter{changebargrey}{35}
\begin{changebar}[4pt]
This is paragraph three. \par
This is paragraph four.
\end{changebar}
```

3-5-19

```
\nochangebars
```

When your document has reached the final stage you can remove the effect of using the `changebar` package by inserting the command `\nochangebars` in the preamble of the document.

### Customizations

*Changing the width* If you want to change the width of *all* changebars you can do so by changing the value of `\changebarwidth` via the command `\setlength`. The same can be done for the deletion bars by changing the value of `\deletelbarwidth`.

*Positioning changebars* By default, the changebars will show up in the “inner margin”, but this can be changed by using one of the following options: `outerbars`, `innerbars`, `leftbars`, or `rightbars`.

The distance between the text and the bars is controlled by `\changebarsep`. It can be changed only in the preamble of the document.

*Coloring changebars* The color of the changebars can be changed by the user as well. By default, the option `grey` is selected so the changebars are grey (grey level 65%). The drivers `dvitolln03` and `emtex` are exceptions that will produce black changebars.


The “blackness” of the bars can be controlled with the help of the L<sup>A</sup>T<sub>E</sub>X counter `changebargrey`. A command like `\setcounter{changebargrey}{85}` changes

that value. The value of the counter is a percentage, where 0 yields black bars, and 100 yields white bars.

The option `color` makes it possible to use colored changebars. It internally loads `dvipsnames`, so you can use a name when selecting a color.

```
\cbcolor{name}
```

The color to use when printing changebars is selected with the command `\cbcolor`, which accepts the same arguments as the `\color` command from the `color` package [57, pp.317–326].

<pre> This is the text in the first paragraph. This is the text in the first paragraph. This is the text in the second paragraph. This is the text in the second paragraph. This is paragraph three. This is paragraph four. </pre>		<pre> \usepackage[rightbars,color]{changebar} \cbcolor{blue} \setlength\changebarsep{10pt}  \cbstart This is the text in the first paragraph. This is the text in the first paragraph.\cbend  This is the text in the second paragraph. \cbdelete This is the text in the second paragraph.  \begin{changebar} This is paragraph three. \par This is paragraph four. \end{changebar} </pre>
---	---	---

3-5-20

You can trace the behavior of the `changebar` package by loading it with one of the following options. The default, `traceoff`, displays the normal information  $\LaTeX$  always shows. The option `tracelon` informs you about the beginning and end points of changebars being defined. The *additional* option `tracestacks` adds information about the usage of the internal stacks. *Tracing the algorithm*

# Bibliography

- [1] Adobe Systems Incorporated. Adobe Type 1 Font Format. Addison-Wesley, Reading, MA, USA, 1990. ISBN 0-201-57044-0.

The “black book” contains the specifications for Adobe’s Type 1 font format and describes how to create a Type 1 font program. The book explains the specifics of the Type 1 syntax (a subset of PostScript), including information on the structure of font programs, ways to specify computer outlines, and the contents of the various font dictionaries. It also covers encryption, subroutines, and hints. <http://partners.adobe.com/asn/developer/pdfs/tn/T1Format.pdf>
- [2] Adobe Systems Incorporated. “PostScript document structuring conventions specification (version 3.0)”. Technical Note 5001, 1992.

This technical note defines a standard set of document structuring conventions (DSC), which will help ensure that a PostScript document is device independent. DSC allows PostScript language programs to communicate their document structure and printing requirements to document managers in a way that does not affect the PostScript language page description. [http://partners.adobe.com/asn/developer/pdfs/tn/5001.DSC\\_Spec.pdf](http://partners.adobe.com/asn/developer/pdfs/tn/5001.DSC_Spec.pdf)
- [3] Adobe Systems Incorporated. “Encapsulated PostScript file format specification (version 3.0)”. Technical Note 5002, 1992.

This technical note details the Encapsulated PostScript file (EPSF) format, a standard format for importing and exporting PostScript language files among applications in a variety of heterogeneous environments. The EPSF format is based on and conforms to the document structuring conventions (DSC) [2]. [http://partners.adobe.com/asn/developer/pdfs/tn/5002.EPSF\\_Spec.pdf](http://partners.adobe.com/asn/developer/pdfs/tn/5002.EPSF_Spec.pdf)
- [4] Adobe Systems Incorporated. PostScript Language Reference. Addison-Wesley, Reading, MA, USA, 3rd edition, 1999. ISBN 0-201-37922-8.

The “red book” can be considered the definitive resource for all PostScript programmers. It contains the complete description of the PostScript language, including the latest Level 3 operators. <http://www.adobe.com/products/postscript/pdfs/PLRM.pdf>

- [5] Adobe Systems Incorporated. PDF Reference, version 1.4. Addison-Wesley, Boston, MA, USA, 3rd edition, 2002. ISBN 0-201-75839-3.  
The specification of Adobe's Portable Document Format (PDF). The book introduces and explains all aspects of the PDF format, including its architecture and imaging model (allowing transparency and opacity for text, images, and graphics), the command syntax, the graphics operators, fonts and rendering, and the relation between PostScript and PDF. [http://partners.adobe.com/asn/acrobat/docs/File\\_Format\\_Specifications/PDFReference.pdf](http://partners.adobe.com/asn/acrobat/docs/File_Format_Specifications/PDFReference.pdf)
- [6] American Mathematical Society, Providence, Rhode Island. Instructions for Preparation of Papers and Monographs:  $\mathcal{A}\mathcal{M}\mathcal{S}\text{-}\mathcal{L}\mathcal{A}\mathcal{T}\mathcal{E}\mathcal{X}$ , 1999.  
This document contains instructions for authors preparing articles and books, using  $\mathcal{L}\mathcal{A}\mathcal{T}\mathcal{E}\mathcal{X}$ , for publication with the American Mathematical Society (AMS) to match its publication style specifications: journals (amsart), proceedings volumes (amsproc), and monographs (amsbook).  
<ftp://ftp.ams.org/pub/author-info/documentation/amslatex/instr-1.pdf>
- [7] American Mathematical Society, Providence, Rhode Island. Using the amsthm Package (Version 2.07), 2000.  
The amsthm package provides an enhanced version of  $\mathcal{L}\mathcal{A}\mathcal{T}\mathcal{E}\mathcal{X}$ 's `\newtheorem` command for defining theorem-like environments, recognizing `\theoremstyle` specifications and providing a `proof` environment. <ftp://ftp.ams.org/pub/tex/doc/amscls/amsthdoc.pdf>
- [8] American Mathematical Society, Providence, Rhode Island. User's Guide for the amsmath Package (Version 2.0), 2002.  
The amsmath package, developed by the American Mathematical Society, provides many additional features for mathematical typesetting. <http://www.ams.org/tex/amslatex.html>
- [9] American Mathematical Society, Providence, Rhode Island. User's Guide to AMSFonts Version 2.2d, 2002.  
This document describes AMSFonts, the American Mathematical Society's collection of fonts of symbols and several alphabets. <http://www.ams.org/tex/amsfonts.html>
- [10] J. André and Ph. Louarn. "Notes en bas de pages : comment les faire en  $\mathcal{L}\mathcal{A}\mathcal{T}\mathcal{E}\mathcal{X}$ ?" *Cahiers GUTenberg*, 12:57-70, 1991.  
Several special cases of using footnotes with  $\mathcal{L}\mathcal{A}\mathcal{T}\mathcal{E}\mathcal{X}$  are discussed—for example, how to generate a footnote referring to information inside a `tabular` or `minipage` environment, and how to reference the same footnote more than once.  
<http://www.gutenberg.eu.org/pub/GUTenberg/publicationsPDF/12-louarn.pdf>
- [11] Michael Barr. "A new diagram package", 2001.  
A rewrite of Michael Barr's original diagram package to act as a front end to Rose's `xypic` (see [57, Chapter 5]). It offers a general arrow-drawing function; various common diagram shapes, such as squares, triangles, cubes, and  $3 \times 3$  diagrams; small 2-arrows that can be placed anywhere in a diagram; and access to all of `xypic`'s features. On CTAN at: [macros/generic/diagrams/barr](http://www.ctan.org/macros/generic/diagrams/barr)
- [12] Claudio Beccari and Apostolos Syropoulos. "New Greek fonts and the greek option of the babel package". *TUGboat*, 19(4):419-425, 1998.  
Describes a new complete set of Greek fonts and their use in connection with the `babel` `greek` extension. <http://www.tug.org/TUGboat/Articles/tb19-4/tb61becc.pdf>
- [13] Nelson Beebe. "Bibliography prettyprinting and syntax checking". *TUGboat*, 14(4):395-419, 1993.  
This article describes three software tools for  $\mathcal{B}\mathcal{B}\mathcal{T}\mathcal{E}\mathcal{X}$  support: a pretty-printer, syntax checker, and lexical analyzer for  $\mathcal{B}\mathcal{B}\mathcal{T}\mathcal{E}\mathcal{X}$  files; collectively called `bibclean`.  
<http://www.tug.org/TUGboat/Articles/tb14-4/tb41beebe.pdf>

- [14] Barbara Beeton. “Mathematical symbols and Cyrillic fonts ready for distribution”. *TUGboat*, 6(2):59–63, 1985.  
The announcement of the first general release by the American Mathematical Society of the Euler series fonts. <http://www.tug.org/TUGboat/Articles/tb06-2/tb11beet.pdf>
- [15] Frank G. Bennett, Jr. “CAMEL: kicking over the bibliographic traces in BibTeX”. *TUGboat*, 17(1):22–28, 1996.  
The camel package provides a simple, logical citation interface for L<sup>A</sup>T<sub>E</sub>X that allows the bibliographic style of a document to be easily changed without major editing.  
<http://www.tug.org/TUGboat/Articles/tb17-1/tb50benn.pdf>
- [16] Frank G. Bennett, Jr. “User’s guide to the camel citator”, 1997.  
The documentation for version 1 of the camel package.  
On CTAN at: [macros/latex/contrib/camel](http://www.ctan.org/macros/latex/contrib/camel)
- [17] A. Berdnikov, O. Lapko, M. Kolodin, A. Janishevsky, and A. Burykin. “Cyrillic encodings for L<sup>A</sup>T<sub>E</sub>X 2<sub>ε</sub> multi-language documents”. *TUGboat*, 19(4):403–416, 1998.  
A description of four encodings designed to support Cyrillic writing systems for the multi-language mode of L<sup>A</sup>T<sub>E</sub>X 2<sub>ε</sub>. The “raw” X2 encoding is a Cyrillic glyph container that allows one to insert into L<sup>A</sup>T<sub>E</sub>X 2<sub>ε</sub> documents text fragments written in any of the languages using a modern Cyrillic writing scheme. The T2A, T2B, and T2C encodings are genuine L<sup>A</sup>T<sub>E</sub>X 2<sub>ε</sub> encodings that may be used in an multi-language setting together with other language encodings.  
<http://www.tug.org/TUGboat/Articles/tb19-4/tb61berd.pdf>
- [18] Karl Berry. “Filenames for fonts”. *TUGboat*, 11(4):517–520, 1990.  
This article describes the consistent, rational scheme for font file names that was used for at least the next 15 years. Each name consists of up to eight characters (specifying the foundry, typeface name, weight, variant, expansion characteristics, and design size) that identify each font file in a unique way. <http://www.tug.org/TUGboat/Articles/tb11-4/tb30berry.pdf>
- [19] Karl Berry. “Fontname: Filenames for T<sub>E</sub>X fonts”, 2003.  
The on-line documentation of the latest version of “Fontname”, a scheme for T<sub>E</sub>X font file names; it explains some legal issues relating to fonts in a number of countries.  
<http://www.tug.org/fontname/html/index.html>
- [20] Javier Bezos. “The accents package”, 2000.  
Miscellaneous tools for mathematical accents: to create faked accents from non-accent symbols, to group accents, and to place accents below glyphs.  
On CTAN at: [macros/latex/contrib/bezos](http://www.ctan.org/macros/latex/contrib/bezos)
- [21] The *Bluebook*: A Uniform System of Citation. The Harvard Law Review Association, Cambridge, MA, 17th edition, 2000.  
The *Bluebook* contains three major parts: part 1 details general standards of citation and style to be used in legal writing; part 2 presents specific rules of citation for cases, statutes, books, periodicals, foreign materials, and international materials; and part 3 consists of a series of tables showing, among other things, which authority to cite and how to abbreviate properly.  
Can be ordered at: <http://www.legalbluebook.com>
- [22] Francis Borceux. “De la construction de diagrammes”. *Cahiers GUTenberg*, 5:41–48, 1990.  
The diagram macros typeset diagrams consisting of arrows of different types that join at corners that can contain mathematical expressions. The macros calculate automatically the length and position of each element. The user can specify a scaling factor for each diagram.  
<http://www.gutenberg.eu.org/pub/GUTenberg/publicationsPDF/5-borceux.pdf>

- [23] Francis Borceux. “Diagram 3”, 1993.  
Commutative diagram package that uses  $\LaTeX$  picture mode.  
[On CTAN at: macros/generic/diagrams/borceux](http://www.ctan.org/ctan/macros/generic/diagrams/borceux)
- [24] Thierry Bouche. “Diversity in math fonts”. *TUGboat*, 19(2):120–134, 1998.  
Issues raised when modifying  $\LaTeX$  fonts within math environments are examined. An attempt is made to suggest effective means of accessing a larger variety of font options, while avoiding typographic nonsense. <http://www.tug.org/TUGboat/Articles/tb19-2/tb59bouc.pdf>
- [25] Johannes Braams. “Babel, a multilingual style-option system for use with  $\LaTeX$ 's standard document styles”. *TUGboat*, 12(2):291–301, 1991.  
The babel package was originally a collection of document-style options to support different languages. An update was published in *TUGboat*, 14(1):60–62, April 1993.  
<http://www.tug.org/TUGboat/Articles/tb12-2/tb32braa.pdf>  
<http://www.tug.org/TUGboat/Articles/tb14-1/tb38braa.pdf>
- [26] Neil Bradley. *The XML Companion*. Addison-Wesley, Boston, MA, USA, 3rd edition, 2002. ISBN 0-201-77059-8.  
This book provides a description of XML features without assuming knowledge of HTML or SGML, covering also related standards such as Xpath, XML Schema, SAX, DOM, XSLT, Xlink, and Xpointer.
- [27] Peter Breitenlohner et al. “The e $\TeX$  manual (version 2)”, 1998.  
The current manual for the e $\TeX$  system, which extends the capabilities of  $\TeX$  while retaining compatibility.  
[On CTAN at: systems/e-tex/v2/doc/etex\\_man.pdf](http://www.ctan.org/ctan/systems/e-tex/v2/doc/etex_man.pdf)
- [28] Robert Bringhurst. *The elements of typographic style*. Hartley & Marks Publishers, Point Roberts, WA, USA, and Vancouver, BC, Canada, 2nd edition, 1996. ISBN 0-88179-133-4 (hardcover), 0-88179-132-6 (paperback).  
A very well-written book on typography with a focus on the proper use of typefaces.
- [29] Judith Butcher. *Copy-editing: The Cambridge handbook for editors, authors and publishers*. Cambridge University Press, New York, 3rd edition, 1992. ISBN 0-521-40074-0.  
A reference guide for all those involved in the process of preparing typescripts and illustrations for printing and publication. The book covers all aspects of the editorial process, from the basics of how to mark a typescript for the designer and the typesetter, through the ground rules of house style and consistency, to how to read and correct proofs.
- [30] David Carlisle. “A  $\LaTeX$  tour, Part 1: The basic distribution”. *TUGboat*, 17(1):67–73, 1996.  
A “guided tour” around the files in the basic  $\LaTeX$  distribution. File names and paths relate to the file hierarchy of the CTAN archives.  
<http://www.tug.org/TUGboat/Articles/tb17-1/tb50carl.pdf>
- [31] David Carlisle. “A  $\LaTeX$  tour, Part 2: The tools and graphics distributions”. *TUGboat*, 17(3):321–326, 1996.  
A “guided tour” around the “tools” and “graphics” packages. Note that *The Manual* [104] assumes that at least the graphics distribution is available with standard  $\LaTeX$ .  
<http://www.tug.org/TUGboat/Articles/tb17-3/tb52carl.pdf>
- [32] David Carlisle. “A  $\LaTeX$  tour, Part 3: mfnfss, psnfss and babel”. *TUGboat*, 18(1):48–55, 1997.  
A “guided tour” through three more distributions that are part of the standard  $\LaTeX$  system. The mfnfss distribution provides  $\LaTeX$  support for some popular METAFONT-produced fonts



that do not otherwise have any  $\text{\LaTeX}$  interface. The `psnfss` distribution consists of  $\text{\LaTeX}$  packages giving access to PostScript fonts. The `babel` distribution provides  $\text{\LaTeX}$  with multilingual capabilities.  
<http://www.tug.org/TUGboat/Articles/tb18-1/tb54carl.pdf>

- [33] David Carlisle. “OpenMath, MathML, and XSL”. *SIGSAM Bulletin (ACM Special Interest Group on Symbolic and Algebraic Manipulation)*, 34(2):6–11, 2000.  
Discussion of XML markup for mathematics—in particular, OpenMath and MathML—and the use of XSLT to transform between these languages.  
Restricted to ACM members; <http://www.acm.org/sigsam/bulletin/issues/issue132.html>
- [34] David Carlisle. “XMLTEX: A non validating (and not 100% conforming) namespace aware XML parser implemented in  $\text{\TeX}$ ”. *TUGboat*, 21(3):193–199, 2000.  
XMLTEX is an XML parser and typesetter implemented in  $\text{\TeX}$ , which by default uses the  $\text{\LaTeX}$  kernel to provide typesetting functionality.  
<http://www.tug.org/TUGboat/Articles/tb21-3/tb68carl.pdf>
- [35] David Carlisle, Patrick Ion, Robert Miner, and Nico Poppelier, editors. *Mathematical Markup Language (MathML) Version 2.0*. W3C, 2nd edition, 2003.  
MathML is an XML vocabulary for mathematics, designed for use in browsers and as a communication language between computer algebra systems.  
<http://www.w3.org/TR/MathML2>
- [36] David Carlisle, Chris Rowley, and Frank Mittelbach. “The  $\text{\LaTeX}3$  Programming Language—a proposed system for  $\text{\TeX}$  macro programming”. *TUGboat*, 18(4):303–308, 1997.  
Some proposals for a radically new syntax and software tools.  
<http://www.tug.org/TUGboat/Articles/tb18-4/tb57rowl.pdf>
- [37] Pehong Chen and Michael A. Harrison. “Index preparation and processing”. *Software—Practice and Experience*, 19(9):897–915, 1988.  
A description of the `makeindex` system.
- [38] The Chicago Manual of Style. University of Chicago Press, Chicago, IL, USA, 15th edition, 2003. ISBN 0-226-10403-6.  
The standard U.S. publishing style reference for authors and editors.
- [39] Adrian F. Clark. “Practical halftoning with  $\text{\TeX}$ ”. *TUGboat*, 12(1):157–165, 1991.  
Reviews practical problems encountered when using  $\text{\TeX}$  for typesetting half-tone pictures and compares other techniques to include graphics material. Advantages and disadvantages of the various approaches are described and some attempts at producing color separations are discussed.  
<http://www.tug.org/TUGboat/Articles/tb12-1/tb31clark.pdf>
- [40] Matthias Clasen and Ulrik Vieth. “Towards a new math font encoding for  $(\text{\LaTeX})\text{\TeX}$ ”. *Cahiers GUTenberg*, 28–29:94–121, 1998.  
A prototype implementation of 8-bit math font encodings for  $\text{\LaTeX}$ .  
<http://www.gutenberg.eu.org/pub/GUTenberg/publicationsPDF/28-29-clasen.pdf>
- [41] Carl Dair. *Design with Type*. University of Toronto Press, Toronto, Ontario, Canada, 1967. ISBN 0-8020-1426-7 (hardcover), 0-8020-6519-8 (paperback).  
A good survey of traditional typography with many useful rules of thumb.

- [42] Michael Downes. “Breaking equations”. *TUGboat*, 18(3):182–194, 1997.  
 TeX is not very good at displaying equations that must be broken into more than one line. The `breqn` package eliminates many of the most significant problems by supporting automatic line breaking of displayed equations.  
<http://www.tug.org/TUGboat/Articles/tb18-3/tb56down.pdf>
- [43] Michael Downes. “The `amsrefs` L<sup>A</sup>T<sub>E</sub>X package and the `amsxport` B<sub>B</sub>T<sub>E</sub>X style”. *TUGboat*, 21(3):201–209, 2000.  
 Bibliography entries using the `amsrefs` format provide a rich internal structure and high-level markup close to that traditionally found in B<sub>B</sub>T<sub>E</sub>X database files. On top of that, using `amsrefs` markup lets you specify the bibliography style completely in a L<sup>A</sup>T<sub>E</sub>X document class file.  
<http://www.tug.org/TUGboat/Articles/tb21-3/tb68down.pdf>
- [44] Dudenredaktion, editor. Duden, Rechtschreibung der deutschen Sprache. Dudenverlag, Mannheim, 21st edition, 1996. ISBN 3-411-04011-4.  
 The standard reference for the correct spelling of all words of contemporary German and for hyphenation rules, with examples and explanations for difficult cases, and a comparison of the old and new orthographic rules.
- [45] Victor Eijkhout. TeX by Topic, A TeXnician’s Reference. Addison-Wesley, Reading, MA, USA, 1991. ISBN 0-201-56882-9. Out of print. Available free of charge from the author in PDF format.  
 A systematic reference manual for the experienced TeX user. The book offers a comprehensive treatment of every aspect of TeX, with detailed explanations of the mechanisms underlying TeX’s working, as well as numerous examples of TeX programming techniques.  
<http://www.eijkhout.net/tbt>
- [46] Robin Fairbairns. “UK list of TeX frequently asked questions on the Web”, 2003.  
 This list of Frequently Asked Questions on TeX was originated by the Committee of the U.K. TeX Users’ Group; it has well over 300 entries and is regularly updated and expanded.  
<http://www.tex.ac.uk/faq>
- [47] Laurence Finston. “Spindex—Indexing with special characters”. *TUGboat*, 18(4):255–273, 1997.  
 Common Lisp indexing program and supporting TeX macros for indexes that include non-Latin characters.  
<http://www.tug.org/TUGboat/Articles/tb18-4/tb57fins.pdf>
- [48] Shinsaku Fujita and Nobuya Tanaka. “X<sup>2</sup>M<sub>T</sub>E<sub>X</sub> (Version 2.00) as implementation of the X<sup>2</sup>M notation and the X<sup>2</sup>M markup language”. *TUGboat*, 21(1):7–14, 2000.  
 A description of version 2 of the X<sup>2</sup>M<sub>T</sub>E<sub>X</sub> system, which can be regarded as a linear notation system expressed in TeX macros that corresponds to the IUPAC (International Union of Pure and Applied Chemistry) nomenclature. It provides a convenient method for drawing complicated structural formulas.  
<http://www.tug.org/TUGboat/Articles/tb21-1/tb66fuji.pdf>
- [49] Shinsaku Fujita and Nobuya Tanaka. “Size reduction of chemical structural formulas in X<sup>2</sup>M<sub>T</sub>E<sub>X</sub> (Version 3.00)”. *TUGboat*, 22(4):285–289, 2001.  
 Further improvements to the X<sup>2</sup>M<sub>T</sub>E<sub>X</sub> system, in particular in the area of size reduction of structural formulas.  
<http://www.tug.org/TUGboat/Articles/tb22-4/tb72fuji.pdf>
- [50] Rei Fukui. “TIPA: A system for processing phonetic symbols in L<sup>A</sup>T<sub>E</sub>X”. *TUGboat*, 17(2):102–114, 1996.  
 TIPA is a system for processing symbols of the International Phonetic Alphabet with L<sup>A</sup>T<sub>E</sub>X. It introduces a new encoding for phonetic symbols (T3), which includes all the symbols and diacritics found in the recent versions of IPA as well as some non-IPA symbols. It has full support

for  $\text{\LaTeX}2_{\epsilon}$  and offers an easy input method in the IPA environment.

<http://www.tug.org/TUGboat/Articles/tb17-2/tb51rei.pdf>

- [51] Bernard Gaulle. “Comment peut-on personnaliser l’extension french de  $\text{\LaTeX}$ ?” *Cahiers GUTenberg*, 28-29:143–157, 1998.  
Describes how to personalize the french package.  
<http://www.gutenberg.eu.org/pub/GUTenberg/publicationsPDF/28-29-gaulle.pdf>
- [52] Maarten Gelderman. “A short introduction to font characteristics”. *TUGboat*, 20(2):96–104, 1999.  
This paper provides a description of the main aspects used to describe a font, its basic characteristics, elementary numerical dimensions to access properties of a typeface design, and the notion of “contrast”.  
<http://www.tug.org/TUGboat/Articles/tb20-2/tb63geld.pdf>
- [53] Charles F. Goldfarb. *The SGML Handbook*. Oxford University Press, London, Oxford, New York, 1990. ISBN 0-19-853737-9.  
The full text of the ISO SGML standard [68] copiously annotated by its author, and several tutorials.
- [54] Norbert Golluch. *Kleinweich Büro auf Schlabberscheiben*. Eichborn, Frankfurt, 1999.  
Technisches Deutsch für Angefangen.
- [55] Michel Goossens, Frank Mittelbach, and Alexander Samarin. *The  $\text{\LaTeX}$  Companion. Tools and Techniques for Computer Typesetting*. Addison-Wesley, Reading, MA, USA, 1994. ISBN 0-201-54199-8.  
The first edition of this book.
- [56] Michel Goossens and Sebastian Rahtz. *The  $\text{\LaTeX}$  Web Companion: Integrating  $\text{\TeX}$ , HTML, and XML. Tools and Techniques for Computer Typesetting*. Addison-Wesley Longman, Reading, MA, USA, 1999. ISBN 0-201-43311-7.  
With Eitan M. Gurari, Ross Moore, and Robert S. Sutor.  
This book teaches (scientific) authors how to publish on the web or other hypertext presentation systems, building on their experience with  $\text{\LaTeX}$  and taking into account their specific needs in fields such as mathematics, non-European languages, and algorithmic graphics. The book explains how to make full use of the Adobe Acrobat format from  $\text{\LaTeX}$ , convert legacy documents to HTML or XML, make use of math in web applications, use  $\text{\LaTeX}$  as a tool in preparing web pages, read and write simple XML/SGML, and produce high-quality printed pages from web-hosted XML or HTML pages using  $\text{\TeX}$  or PDF.
- [57] Michel Goossens, Sebastian Rahtz, and Frank Mittelbach. *The  $\text{\LaTeX}$  Graphics Companion: Illustrating Documents with  $\text{\TeX}$  and PostScript. Tools and Techniques for Computer Typesetting*. Addison-Wesley, Reading, MA, USA, 1997. ISBN 0-201-85469-4.  
The book shows how to incorporate graphic files into a  $\text{\LaTeX}$  document, program technical diagrams using several different languages, produce color pictures, achieve special effects with fragments of embedded PostScript, and make high-quality music scores and game diagrams. It also contains detailed descriptions of important packages such as *xypic*, *pstricks*, and *MetaPost*, the standard  $\text{\LaTeX}$  color and graphics packages, PostScript fonts and how to use them in  $\text{\LaTeX}$ , and the *dvips* and *ghostscript* programs.
- [58] Michel Goossens and Vesa Sivunen. “ $\text{\LaTeX}$ , SVG, Fonts”. *TUGboat*, 22(4):269–279, 2001.  
A short overview of SVG and its advantages for portable graphics content, conversion of PostScript glyph outlines to SVG outlines, and the use of SVG glyphs in  $\text{\TeX}$  documents.  
<http://www.tug.org/TUGboat/Articles/tb22-4/tb72goos.pdf>

- [59] Ronald L. Graham, Donald E. Knuth, and Oren Patashnik. *Concrete Mathematics*. Addison-Wesley, Reading, MA, USA, 2nd edition, 1994. ISBN 0-201-55802-5.  
A mathematics textbook prepared with  $\TeX$  using the Concrete Roman typeface; see also [92].
- [60] George Grätzer. *Math into  $\LaTeX$* . Birkhäuser and Springer-Verlag, Cambridge, MA, USA; Berlin, Germany/Basel, Switzerland, and Berlin, Germany/Heidelberg, Germany/London, UK/ etc., 3rd edition, 2000. ISBN 0-8176-4131-9, 3-7643-4131-9.  
Provides a general introduction to  $\LaTeX$  as used to prepare mathematical books and articles. Covers AMS document classes and packages in addition to the basic  $\TeX$  offerings.
- [61] George D. Greenwade. “The Comprehensive  $\TeX$  Archive Network (CTAN)”. *TUGboat*, 14(3):342–351, 1993.  
An outline of the conception, development, and early use of the CTAN archive, which makes all  $\TeX$ -related files available on the network.  
<http://www.tug.org/TUGboat/Articles/tb14-3/tb40green.pdf>
- [62] Yannis Haralambous. “Typesetting old German: Fraktur, Schwabacher, Gotisch and initials”. *TUGboat*, 12(1):129–138, 1991.  
Demonstrates the use of `METAFONT` to recreate faithful copies of old-style typefaces and explains the rules for typesetting using these types, with examples.  
<http://www.tug.org/TUGboat/Articles/tb12-1/tb31hara.pdf>
- [63] Horace Hart. *Hart’s Rules; For Compositors and Readers at the University Press, Oxford*. Oxford University Press, London, Oxford, New York, 39th edition, 1991. ISBN 0-19-212983-X.  
A widely used U.K. reference for authors and editors. With the *Oxford Dictionary for Writers and Editors* it presents the canonical house style of the Oxford University Press. See also [143].
- [64] Alan Hoenig.  *$\TeX$  Unbound:  $\LaTeX$  and  $\TeX$  Strategies for Fonts, Graphics, & More*. Oxford University Press, London, Oxford, New York, 1998. ISBN 0-19-509686-X (paperback), 0-19-509685-1 (hardcover).  
The first part of this book provides a brief but comprehensive overview of  $\TeX$ ,  $\LaTeX$ , `METAFONT`, and `MetaPost`, with particular emphasis on how everything fits together, how the production cycle works, and what kinds of files are involved. The second part is devoted to details of fonts and their use in  $\TeX$ . Of particular interest are 30 pages of examples showing how various combinations of well-known text typefaces might be used together with the few choices of math fonts currently available. The final part of the book discusses graphics applications—in particular,  $\TeX$ -friendly methods such as `METAFONT` and `MetaPost`, the `pstricks` package, `PICTEX`, and `MFPic`.
- [65] Berthold K. P. Horn. “The European Modern fonts”. *TUGboat*, 19(1):62–63, 1998.  
The European Modern (EM) fonts are Type 1 fonts based on Computer Modern (CM) that have ready-made accented and composite characters, thus enabling  $\TeX$  hyphenation when using languages that use such characters.  
<http://www.tug.org/TUGboat/Articles/tb19-1/tb58horn.pdf>
- [66] Jean-Michel Hufflein. “Typographie: les conventions, la tradition, les goûts, . . . , et  $\LaTeX$ ”. *Cahiers GUTenberg*, 35–36:169–214, 2000.  
This article shows that learning typographic rules—even considering those for French and English together—is not all that difficult. It also teaches the basics of using the  $\LaTeX$  packages `french` (for French only) and `babel` (allowing a homogeneous treatment of most other languages).

Finally, the author shows how to build a new multilingual document class and bibliography style.  
<http://www.gutenberg.eu.org/pub/GUTenberg/publicationsPDF/35-hufflen.pdf>

- [67] “ISO/IEC 8859-1:1998 to ISO/IEC 8859-16:2001, Information technology—8-bit single-byte coded graphic character sets, Parts 1 to 16”. International Standard ISO/IEC 8859, ISO Geneva, 1998–2001.  
 A description of various 8-bit alphabetic character sets. Parts 1–4, 9, 10, and 13–16 correspond to 10 character sets needed to encode different groups of languages using the Latin alphabet, while part 5 corresponds to Cyrillic, part 6 to Arabic, part 7 to Greek, part 8 to Hebrew, and part 11 to Thai.
- [68] “ISO 8879:1986, Information Processing—Text and Office Systems—Standard Generalised Markup Language (SGML)”. International Standard ISO 8879, ISO Geneva, 1986.  
 The—not always easy to read—ISO standard describing the SGML language in full technical detail. An addendum was published in 1988 and two corrigenda in 1996 and 1999. See [53] for an annotated description.
- [69] “ISO/IEC 10646-1:2000, Information technology—Universal Multiple-Octet Coded Character Set (UCS)—Part 1: Architecture and Basic Multilingual Plane”. International Standard ISO 10646-1 (Edition 2), ISO Geneva, 2000.  
 This standard specifies the architecture of the Universal Multiple-Octet Coded Character Set (UCS). This 32-bit character encoding standard is for all practical purposes identical to the Unicode standard; see [165]. The layout of the Basic Multilingual Plane (plane 0 or BMP) is described in detail. An amendment in 2002 added mathematical symbols and other characters.
- [70] “ISO/IEC 10646-2:2001, Information technology—Universal Multiple-Octet Coded Character Set (UCS)—Part 2: Supplementary Planes”. International Standard ISO 10646-2, ISO Geneva, 2001.  
 Complementing [69], which describes plane 0 (BMP) of the UCS, the present standard details the layout of the supplementary planes; see also [165].
- [71] “ISO/IEC 14651:2001, Information technology—International string ordering and comparison—Method for comparing character strings and description of the common template tailorable ordering”. International Standard ISO/IEC 14651:2001, ISO Geneva, 2001.
- [72] Alan Jeffrey. “PostScript font support in  $\text{\LaTeX} 2\epsilon$ ”. *TUGboat*, 15(3):263–268, 1994.  
 Describes the original psnffs distribution for using PostScript fonts with  $\text{\LaTeX}$ .  
<http://www.tug.org/TUGboat/Articles/tb15-3/tb44jeff.pdf>
- [73] Alan Jeffrey. “Tight setting with  $\text{\TeX}$ ”. *TUGboat*, 16(1):78–80, 1995.  
 Describes some experiments with setting text matter in  $\text{\TeX}$  using Adobe Times, a very tightly spaced text font.  
<http://www.tug.org/TUGboat/Articles/tb16-1/tb46jeff.pdf>
- [74] Alan Jeffrey and Rowland McDonnell. “fontinst: Font installation software for  $\text{\TeX}$ ”, 1998.  
 This utility package supports the creation of complex virtual fonts in any encoding for use with  $\text{\LaTeX}$ , particularly from collections of PostScript fonts.  
 On CTAN at: [fonts/utilities/fontinst/doc/manual](http://www.ctan.org/fonts/utilities/fontinst/doc/manual)
- [75] Alan Jeffrey, Sebastian Rahtz, Ulrik Vieth, and Lars Hellström. “The fontinst utility”, 2003.  
 Technical description of the fontinst utility.  
 On CTAN at: [fonts/utilities/fontinst/source/fisource.dvi](http://www.ctan.org/fonts/utilities/fontinst/source/fisource.dvi)

- [76] Roger Kehr. “xindy—A flexible indexing system”. *Cahiers GUTenberg*, 28–29:223–230, 1998.  
A new index processor, xindy, is described. It allows for sorting of index entries at a fine granularity in a multi-language environment, offers new mechanisms for processing structured location references besides page numbers and Roman numerals, and has provisions for complex markup schemes.  
<http://www.gutenberg.eu.org/pub/GUTenberg/publicationsPDF/28-29-kehr.pdf>
- [77] Brian W. Kernighan. “pic—A graphics language for typesetting”. Computing Science Technical Report 116, AT&T Bell Laboratories, 1991.  
The user manual for the pic language, which is intended for drawing simple figures on a typesetter. The basic objects of the language are boxes, circles, ellipses, lines, arrows, spline curves, and text. These may be placed at any position, specified either in an absolute way or with respect to previous objects.  
<http://cm.bell-labs.com/cm/cs/cstr/116.ps.gz>
- [78] Jörg Knappen. “Release 1.2 of the dc-fonts: Improvements to the European letters and first release of text companion symbols”. *TUGboat*, 16(4):381–387, 1995.  
Description of the DC fonts, which were precursors of the EC fonts, which themselves are the default fonts for the T1 encoding of L<sup>A</sup>T<sub>E</sub>X.  
<http://www.tug.org/TUGboat/Articles/tb16-4/tb49knap.pdf>
- [79] Jörg Knappen. “The dc fonts 1.3: Move towards stability and completeness”. *TUGboat*, 17(2):99–101, 1996.  
A follow-up article to [78]. It explains the progress made in version 1.3 in the areas of stability and completeness.  
<http://www.tug.org/TUGboat/Articles/tb17-2/tb51knap.pdf>
- [80] Donald E. Knuth. *T<sub>E</sub>X and METAFONT—New Directions in Typesetting*. Digital Press, 12 Crosby Drive, Bedford, MA 01730, USA, 1979. ISBN 0-932376-02-9.  
Contains an article on “Mathematical Typography”, describing the author’s motivation for starting to work on T<sub>E</sub>X and the early history of computer typesetting. Describes early (now obsolete) versions of T<sub>E</sub>X and METAFONT.
- [81] Donald E. Knuth. “Literate programming”. Report STAN-CS-83-981, Stanford University, Department of Computer Science, Stanford, CA, USA, 1983.  
A collection of papers on styles of programming and documentation.  
<http://www.literateprogramming.com/farticles.html>.
- [82] Donald E. Knuth. *The T<sub>E</sub>Xbook*, volume A of *Computers and Typesetting*. Addison-Wesley, Reading, MA, USA, 1986. ISBN 0-201-13447-0.  
The definitive user’s guide and complete reference manual for T<sub>E</sub>X.
- [83] Donald E. Knuth. *T<sub>E</sub>X: The Program*, volume B of *Computers and Typesetting*. Addison-Wesley, Reading, MA, USA, 1986. ISBN 0-201-13437-3.  
The complete source code for the T<sub>E</sub>X program, typeset with several indices.
- [84] Donald E. Knuth. *The METAFONTbook*, volume C of *Computers and Typesetting*. Addison-Wesley, Reading, MA, USA, 1986. ISBN 0-201-13445-4 (hardcover), 0-201-13444-6 (paperback).  
The user’s guide and reference manual for METAFONT, the companion program to T<sub>E</sub>X for designing fonts.

- [85] Donald E. Knuth. METAFONT: The Program, volume D of *Computers and Typesetting*. Addison-Wesley, Reading, MA, USA, 1986. ISBN 0-201-13438-1.  
The complete source code listing of the METAFONT program.
- [86] Donald E. Knuth. Computer Modern Typefaces, volume E of *Computers and Typesetting*. Addison-Wesley, Reading, MA, USA, 1986. ISBN 0-201-13446-2.  
More than 500 Greek and Roman letterforms, together with punctuation marks, numerals, and many mathematical symbols, are graphically depicted. The METAFONT code to generate each glyph is given and it is explained how, by changing the parameters in the METAFONT code, all characters in the Computer Modern family of typefaces can be obtained.
- [87] Donald E. Knuth. 3:16 Bible texts illuminated. A-R Editions, Inc., Madison, Wisconsin, 1990. ISBN 0-89579-252-4.  
Analysis of Chapter 3 Verse 16 of each book of the Bible. Contains wonderful calligraphy.
- [88] Donald E. Knuth. The Art of Computer Programming, vols 1-3. Addison-Wesley, Reading, MA, USA, 1998.  
A major work on algorithms and data structures for efficient programming.
- [89] Donald E. Knuth. Digital Typography. CSLI Publications, Stanford, CA, USA, 1999. ISBN 1-57586-011-2 (cloth), 1-57586-010-4 (paperback).  
A collection of Knuth's writings on  $\TeX$  and typography.
- [90] Donald E. Knuth. "Mathematical typography". In Knuth [89], pp. 19-65.  
Based on a lecture he gave in 1978, Knuth makes the point that mathematics books and journals do not look as now beautiful as they did in the past. As this is mainly due to the fact that high-quality typesetting has become too expensive, he proposes to use mathematics itself to solve the problem. As a first step he sees the development of a method to unambiguously mark up the math elements in a document so that they can be easily handled by machines. The second step is to use mathematics to design the shapes of letters and symbols. The article goes into the details of these two approaches.
- [91] Donald E. Knuth. "Virtual fonts: More fun for grand wizards". In Knuth [89], pp. 247-262. Originally published in *TUGboat* 11(1):13-23, 1990.  
An explanation of what virtual fonts are and why they are needed, plus technical details.  
On CTAN at: [info/virtual-fonts.knuth](http://info.virtual-fonts.knuth)  
<http://www.tug.org/TUGboat/Articles/tb11-1/tb27knut.pdf>
- [92] Donald E. Knuth. "Typesetting concrete mathematics". In Knuth [89], pp. 367-378. Originally published in *TUGboat* 10(1):31-36, 1989.  
Knuth explains how he prepared the textbook *Concrete Mathematics*. He states that he wanted to make that book both mathematically and typographically "interesting", since it would be the first major use of Herman Zapf's new typeface, AMS Euler. The font parameters were tuned up to make the text look as good as that produced by the best handwriting of a mathematician. Other design decisions for the book are also described.  
<http://www.tug.org/TUGboat/Articles/tb10-1/tb26knut.pdf>
- [93] Donald E. Knuth. "Fonts for digital halftones". In Knuth [89], pp. 415-448. Originally published in *TUGboat* 8(2):135-160, 1987.  
This article discusses some experiments in which METAFONT was used to create fonts to generate half-tones on laser printers. The methods also proved useful in several other applications, while their design involved a number of interesting issues.  
<http://www.tug.org/TUGboat/Articles/tb08-2/tb18knut.pdf>

- [94] Donald E. Knuth. “Computers and typesetting”. In Knuth [89], pp. 555–562. Originally published in *TUGboat* 7(2):95–98, 1986.  
Remarks presented by Knuth at the Computer Museum, Boston, Massachusetts, on 21 May 1986, at the “coming-out” party to celebrate the completion of  $\TeX$ .  
<http://www.tug.org/TUGboat/Articles/tb07-2/tb14knut.pdf>
- [95] Donald E. Knuth. “The new versions of  $\TeX$  and METAFONT”. In Knuth [89], pp. 563–570. Originally published in *TUGboat* 10(3):325–328, 1989.  
Knuth explains how he was convinced at the TUG Meeting at Stanford in 1989 to make one further set of changes to  $\TeX$  and METAFONT to extend these programs to support 8-bit character sets. He goes on to describe the various changes he introduced to implement this feature, as well as a few other improvements.  
<http://www.tug.org/TUGboat/Articles/tb10-3/tb25knut.pdf>
- [96] Donald E. Knuth. “The future of  $\TeX$  and METAFONT”. In Knuth [89], pp. 571–572. Originally published in *TUGboat* 11(4):489, 1990.  
In this article Knuth announces that his work on  $\TeX$ , METAFONT, and Computer Modern has “come to an end” and that he will make further changes only to correct extremely serious bugs.  
<http://www.tug.org/TUGboat/Articles/tb11-4/tb30knut.pdf>
- [97] Donald E. Knuth and Pierre MacKay. “Mixing right-to-left texts with left-to-right texts”. In Knuth [89], pp. 157–176. Originally published in *TUGboat* 8(1):14–25, 1987.  
 $\TeX$  was initially designed to produce documents with material flowing left-to-right and top-to-bottom. This paper clarifies the issues involved in mixed-direction document production and discusses changes to  $\TeX$  that can extend it to become a bidirectional formatting system.  
<http://www.tug.org/TUGboat/Articles/tb08-1/tb17knutmix.pdf>
- [98] Donald E. Knuth and Michael F. Plass. “Breaking paragraphs into lines”. In Knuth [89], pp. 67–155.  
This article, originally published in 1981, addresses the problem of dividing the text of a paragraph into lines of approximately equal length. The basic algorithm considers the paragraph as a whole and introduces the (now well-known  $\TeX$ ) concepts of “boxes”, “glue”, and “penalties” to find optimal breakpoints for the lines. The paper describes the dynamic programming technique used to implement the algorithm.
- [99] Donald E. Knuth and Hermann Zapf. “AMS Euler—A new typeface for mathematics”. In Knuth [89], pp. 339–366.  
The two authors explain, in this article originally published in 1989, how a collaboration between scientists and artists is helping to bring beauty to the pages of mathematical journals and textbooks.
- [100] Markus Kohm and Jens-Uwe Morawski. KOMA-Script: eine Sammlung von Klassen und Paketen für  $\LaTeX 2_{\epsilon}$ . DANTE, Heidelberg, 2003. ISBN 3-936427-45-3.  
KOMA-Script is a bundle of  $\LaTeX$  classes and packages that can be used as replacements for the standard  $\LaTeX$  classes offering extended functionalities. German and English manuals are provided as part of the distribution.  
On CTAN at: [macros/latex/contrib/koma-script/scrguide.pdf](http://www.ctan.org/macros/latex/contrib/koma-script/scrguide.pdf)
- [101] Helmut Kopka and Patrick Daly. Guide to  $\LaTeX$ . Tools and Techniques for Computer Typesetting. Addison-Wesley, Boston, MA, USA, 4th edition, 2004. ISBN 0-201-17385-6.  
An introductory guide to  $\LaTeX$  with a different pedagogical style than L<sup>A</sup>T<sub>E</sub>X’s *LaTeX Manual* [104].



- [102] Klaus Lagally. “Arab $\TeX$ —Typesetting Arabic with vowels and ligatures”. In “Proceedings of the 7th European  $\TeX$  Conference, Prague”, pp. 153–172. CsTUG, Prague, 1992. ISBN 80-210-0480-0.  
A macro package, compatible with plain  $\TeX$  and  $\LaTeX$ , for typesetting Arabic with both partial and full vocalization.
- [103] Leslie Lamport. “*MakeIndex*, An Index Processor For  $\LaTeX$ ”. Technical report, Electronic Document in *MakeIndex* distribution, 1987.  
This document explains the syntax that can be used inside  $\LaTeX$ 's `\index` command when using *MakeIndex* to generate your index. It also gives a list of the possible error messages.  
On CTAN at: [indexing/makeindex/doc/makeindex.dvi](http://www.ctan.org/indexing/makeindex/doc/makeindex.dvi)
- [104] Leslie Lamport.  *$\LaTeX$ : A Document Preparation System: User's Guide and Reference Manual*. Addison-Wesley, Reading, MA, USA, 2nd edition, 1994. ISBN 0-201-52983-1. Reprinted with corrections in 1996.  
The ultimate reference for basic user-level  $\LaTeX$  by the creator of  $\LaTeX$  2.09. It complements the material presented in this book.
- [105] Olga Lapko and Irina Makhovaya. “The style `russianb` for Babel: Problems and solutions”. *TUGboat*, 16(4):364–372, 1995.  
This paper describes the language option `russianb`, which includes specific commands to rusefy captions and alphabetic counters and to allow for Russian mathematical operators. Some problems are mentioned that may occur when using this option (i.e., with different encodings).  
<http://www.tug.org/TUGboat/Articles/tb16-4/tb49olga.pdf>
- [106]  $\LaTeX$ 3 Project Team. “ $\LaTeX$  bug database”.  
The bug reporting and tracking service run by the  $\LaTeX$ 3 team as part of the  $\LaTeX$ 2 $\epsilon$  maintenance activity.  
<http://www.latex-project.org/cgi-bin/1txbugs2html>
- [107]  $\LaTeX$ 3 Project Team. “ $\LaTeX$  news”.  
An issue of  *$\LaTeX$  News* is released with each  $\LaTeX$ 2 $\epsilon$  release, highlighting changes since the last release.  
<http://www.latex-project.org>
- [108]  $\LaTeX$ 3 Project Team. “Default docstrip headers”. *TUGboat*, 19(2):137–138, 1998.  
This document describes the format of the header that `docstrip` normally adds to generated package files. This header is suitable for copyright information or distribution conditions.  
<http://www.tug.org/TUGboat/Articles/tb19-2/tb591tdocstrip.pdf>
- [109]  $\LaTeX$ 3 Project Team. “ $\LaTeX$ 2 $\epsilon$  font selection”, 2000.  
A description of font selection in standard  $\LaTeX$  intended for package writers who are already familiar with  $\TeX$  fonts and  $\LaTeX$ .  
<http://www.latex-project.org>
- [110]  $\LaTeX$ 3 Project Team. “Configuration options for  $\LaTeX$ 2 $\epsilon$ ”, 2001.  
How to configure a  $\LaTeX$  installation using the set of standard configuration files.  
<http://www.latex-project.org>
- [111]  $\LaTeX$ 3 Project Team. “The  $\LaTeX$  project public license (version 1.3)”, 2003.  
An Open Source License used by the core  $\LaTeX$ 2 $\epsilon$  distribution and many contributed packages.  
<http://www.latex-project.org>
- [112] John Lavagnino and Dominik Wujastyk. “An overview of EDMAC: A plain  $\TeX$  format for critical editions”. *TUGboat*, 11(4):623–643, 1990.  
EDMAC is for typesetting of “critical editions” of texts such as the *Oxford Classical Texts*, *Shakespeare*, and other series. It supports marginal line numbering and multiple series of footnotes and endnotes keyed to line numbers.  
<http://www.tug.org/TUGboat/Articles/tb11-4/tb30lava.pdf>

- [113] Werner Lemberg. “The CJK package: Multilingual support beyond Babel”. *TUGboat*, 18(3):214–224, 1997.  
A description of the CJK (Chinese/Japanese/Korean) package for  $\LaTeX$  and its interface to mule (multilingual emacs). <http://www.tug.org/TUGboat/Articles/tb18-3/cjkintro600.pdf>
- [114] Silvio Levy. “Using Greek fonts with  $\TeX$ ”. *TUGboat*, 9(1):20–24, 1988.  
The author tries to demonstrate that typesetting Greek in  $\TeX$  with the gr family of fonts can be as easy as typesetting English text and leads to equally good results. The article is meant as a tutorial but some technical details are given for those who will have acquired greater familiarity with the font. <http://www.tug.org/TUGboat/Articles/tb09-1/tb20levy.pdf>
- [115] Franklin Mark Liang. Word Hy-phen-a-tion by Com-pu-ter. Ph.D. thesis, Stanford University, Stanford, CA 94305, 1983. Also available as Stanford University, Department of Computer Science Report No. STAN-CS-83-977. A detailed description of the word hyphenation algorithm used by  $\TeX$ .
- [116] Ruari McLean. The Thames and Hudson Manual of Typography. Thames and Hudson, London, UK, 1980. ISBN 0-500-68022-1.  
A broad introduction to traditional commercial typography.
- [117] Frank Mittelbach. “E- $\TeX$ : Guidelines for future  $\TeX$ ”. *TUGboat*, 11(3):337–345, 1990.  
The output of  $\TeX$  is compared with that of hand-typeset documents. It is shown that many important concepts of high-quality typesetting are not supported and that further research to design a “successor” typesetting system to  $\TeX$  should be undertaken. <http://www.tug.org/TUGboat/Articles/tb11-3/tb29mitt.pdf>
- [118] Frank Mittelbach. “Comments on “Filenames for Fonts” (*TUGboat* 11#4)”. *TUGboat*, 13(1):51–53, 1992.  
Some problems with K. Berry’s naming scheme are discussed, especially from the point of view of defining certain font characteristics independently and the use of the scheme with NFSS. <http://www.tug.org/TUGboat/Articles/tb13-1/tb34mittfont.pdf>
- [119] Frank Mittelbach. “A regression test suite for  $\LaTeX 2_{\epsilon}$ ”. *TUGboat*, 18(4):309–311, 1997.  
Description of the concepts and implementation of the test suite used to test for unexpected side effects after changes to the  $\LaTeX$  kernel. One of the most valuable maintenance tools for keeping  $\LaTeX 2_{\epsilon}$  stable. <http://www.tug.org/TUGboat/Articles/tb18-4/tb57mitt.pdf>
- [120] Frank Mittelbach. “Language Information in Structured Documents: Markup and rendering—Concepts and problems”. In “International Symposium on Multilingual Information Processing”, pp. 93–104. Tsukuba, Japan, 1997. Invited paper. Republished in *TUGboat* 18(3):199–205, 1997. This paper discusses the structure and processing of multilingual documents, both at a general level and in relation to a proposed extension to standard  $\LaTeX$ . <http://www.tug.org/TUGboat/Articles/tb18-3/tb56lang.pdf>
- [121] Frank Mittelbach. “Formatting documents with floats: A new algorithm for  $\LaTeX 2_{\epsilon}$ ”. *TUGboat*, 21(3):278–290, 2000.  
Descriptions of features and concepts of a new output routine for  $\LaTeX$  that can handle spanning floats in multicolumn page design. <http://www.tug.org/TUGboat/Articles/tb21-3/tb68mittel.pdf>
- [122] Frank Mittelbach. “The trace package”. *TUGboat*, 22(1/2):93–99, 2001.  
A description of the trace package for controlling debugging messages from  $\LaTeX$  packages. <http://www.tug.org/TUGboat/Articles/tb22-1-2/tb70mitt.pdf>

- [123] Frank Mittelbach, David Carlisle, and Chris Rowley. “New interfaces for  $\LaTeX$  class design, Parts I and II”. *TUGboat*, 20(3):214–216, 1999.  
Some proposals for the first-ever interface to setting up and coding  $\LaTeX$  classes.  
<http://www.tug.org/TUGboat/Articles/tb20-3/tb64carl.pdf>
- [124] Frank Mittelbach, David Carlisle, Chris Rowley, et al. “Experimental  $\LaTeX$  code for class design”.  
At the  $\TeX$  Users Group conference in Vancouver the  $\LaTeX$  project team gave a talk on models for user-level interfaces and designer-level interfaces in  $\LaTeX$ 3 [123]. Most of these ideas have been implemented in prototype implementations (e.g., template design, front matter handling, output routine, galley and paragraph formatting). The source code is documented and contains further explanations and examples; see also [121].  
Slides: <http://www.latex-project.org/papers/tug99pdf>  
Code: <http://www.latex-project.org/code/experimental>
- [125] Frank Mittelbach, Denys Duchier, Johannes Braams, Marcin Woliński, and Mark Wooding. “The docstrip program”, 2003. Distributed as part of the base  $\LaTeX$  distribution.  
Describes the implementation of the docstrip program.  
On CTAN at: [macros/latex/base/docstrip.dtx](http://www.ctan.org/macros/latex/base/docstrip.dtx)
- [126] Frank Mittelbach and Chris Rowley. “ $\LaTeX$  2.09  $\leftrightarrow$   $\LaTeX$ 3”. *TUGboat*, 13(1):96–101, 1992.  
A brief sketch of the  $\LaTeX$ 3 Project, retracing its history and describing the structure of the system. An update appeared in *TUGboat*, 13(3):390–391, October 1992. A call for volunteers to help in the development of  $\LaTeX$ 3 and a list of the various tasks appeared in *TUGboat*, 13(4):510–515, December 1992. The article also describes how you can obtain the current task list as well as various  $\LaTeX$ 3 working group documents via e-mail or FTP and explains how you can subscribe to the  $\LaTeX$ 3 discussion list.  
<http://www.tug.org/TUGboat/Articles/tb13-1/tb34mitt13.pdf>
- [127] Frank Mittelbach and Chris Rowley. “The pursuit of quality: How can automated typesetting achieve the highest standards of craft typography?” In C. Vanoirbeek and G. Coray, editors, “EP92—Proceedings of Electronic Publishing, '92, International Conference on Electronic Publishing, Document Manipulation, and Typography, Swiss Federal Institute of Technology, Lausanne, Switzerland, April 7–10, 1992”, pp. 261–273. Cambridge University Press, New York, 1992. ISBN 0-521-43277-4.
- [128] Frank Mittelbach and Rainer Schöpf. “A new font selection scheme for  $\TeX$  macro packages—the basic macros”. *TUGboat*, 10(2):222–238, 1989.  
A description of the basic macros used to implement the first version of  $\LaTeX$ 's New Font Selection Scheme.  
<http://www.tug.org/TUGboat/Articles/tb10-2/tb24mitt.pdf>
- [129] Frank Mittelbach and Rainer Schöpf. “With  $\LaTeX$  into the nineties”. *TUGboat*, 10(4):681–690, 1989.  
This article proposes a reimplementaion of  $\LaTeX$  that preserves the essential features of the current interface while taking into account the increasing needs of the various user communities. It also formulates some ideas for further developments. It was instrumental in the move from  $\LaTeX$  2.09 to  $\LaTeX$  2 $\epsilon$ .  
<http://www.tug.org/TUGboat/Articles/tb10-4/tb26mitt.pdf>
- [130] Frank Mittelbach and Rainer Schöpf. “Reprint: The new font family selection — User interface to standard  $\LaTeX$ ”. *TUGboat*, 11(2):297–305, 1990.  
A complete description of the user interface of the first version of  $\LaTeX$ 's New Font Selection Scheme.  
<http://www.tug.org/TUGboat/Articles/tb11-2/tb28mitt.pdf>

- [131] Frank Mittelbach and Rainer Schöpf. “Towards L<sup>A</sup>T<sub>E</sub>X 3.0”. *TUGboat*, 12(1):74–79, 1991.  
The objectives of the L<sup>A</sup>T<sub>E</sub>X3 project are described. The authors examine enhancements to L<sup>A</sup>T<sub>E</sub>X’s user and style file interfaces that are necessary to keep pace with modern developments, such as SGML. They also review some internal concepts that need revision.  
<http://www.tug.org/TUGboat/Articles/tb12-1/tb31mitt.pdf>
- [132] Gerd Neugebauer. “BIBTOOL: A tool to manipulate B<sub>B</sub>T<sub>E</sub>X files”, 2002.  
Describes the bibtool program for pretty-printing, sorting and merging of B<sub>B</sub>T<sub>E</sub>X databases, generation of uniform reference keys, and selecting of references used in a publication.  
On CTAN at: [biblio/bibtex/utills/bibtool/bibtool.dvi](http://ctan.org/tex-archive/biblio/bibtex/utills/bibtool/bibtool.dvi)
- [133] O. Nicole, J. André, and B. Gaulle. “Notes en bas de pages : commentaires”. *Cahiers GUTenberg*, 15:46–32, 1993.  
Comments, clarifications, and additions to [10].  
<http://www.gutenberg.eu.org/pub/GUTenberg/publicationsPDF/15-nicole.pdf>
- [134] Scott Pakin. “The comprehensive L<sup>A</sup>T<sub>E</sub>X symbol list”, 2003.  
This document lists more than 2800 symbols and the corresponding L<sup>A</sup>T<sub>E</sub>X commands that produce them. Some of these symbols are guaranteed to be available in every L<sup>A</sup>T<sub>E</sub>X 2<sub>ε</sub> system; others require fonts and packages that may not accompany a given distribution and that therefore need to be installed. All of the fonts and packages described in the document are freely available from the CTAN archives.  
On CTAN at: [info/symbols/comprehensive/](http://ctan.org/tex-archive/info/symbols/comprehensive/)
- [135] Oren Patashnik. “B<sub>B</sub>T<sub>E</sub>Xing”, 1988.  
Together with Appendix B of *The Manual* [104], this describes the user interface to B<sub>B</sub>T<sub>E</sub>X with useful hints for controlling its behavior.  
On CTAN at: [biblio/bibtex/contrib/doc/btxdoc.pdf](http://ctan.org/tex-archive/biblio/bibtex/contrib/doc/btxdoc.pdf)
- [136] Oren Patashnik. “Designing B<sub>B</sub>T<sub>E</sub>X styles”, 1988.  
A detailed description for B<sub>B</sub>T<sub>E</sub>X style designers of the postfix stack language used inside B<sub>B</sub>T<sub>E</sub>X style files. After a general description of the language, all commands and built-in functions are reviewed. Finally, B<sub>B</sub>T<sub>E</sub>X name formatting is explained in detail.  
On CTAN at: [biblio/bibtex/contrib/doc/btxhak.pdf](http://ctan.org/tex-archive/biblio/bibtex/contrib/doc/btxhak.pdf)
- [137] John Plaice and Yannis Haralambous. “The latest developments in Ω”. *TUGboat*, 17(2):181–183, 1996.  
The article describes ΩTimes and ΩHelvetica, public-domain virtual Times- and Helvetica-like fonts based on real PostScript fonts, called “Glyph Containers”, which will contain all necessary characters for typesetting with high T<sub>E</sub>X quality in all languages and systems using the Latin, Greek, Cyrillic, Arabic, Hebrew, and Tinagh alphabets and their derivatives. Other alphabets, such as Coptic, Armenian, and Georgian, will follow, as well as mathematical symbols, dingbats, and other character collections. Ultimately, the Ω font set will contain glyphs for the complete Unicode character set, plus some specific glyphs needed for high-quality typography.  
<http://www.tug.org/TUGboat/Articles/tb17-2/tb51omeg.pdf>
- [138] John Plaice, Yannis Haralambous, and Chris Rowley. “A multidimensional approach to typesetting”. *TUGboat*. To appear.  
Outline of an approach to micro-typesetting that substantially improves on that of T<sub>E</sub>X and Ω2.0.  
[http://www.tug.org/TUGboat/Articles/...](http://www.tug.org/TUGboat/Articles/)
- [139] Sunil Podar. “Enhancements to the picture environment of L<sup>A</sup>T<sub>E</sub>X”. Technical Report 86-17, Department of Computer Science, S.U.N.Y., 1986. Version 1.2: July 14, 1986.  
This document describes some new commands for the picture environment of L<sup>A</sup>T<sub>E</sub>X, especially higher-level commands that enhance its graphic capabilities by providing a friendlier and more powerful user interface. This lets you create more sophisticated pictures with less effort than in basic L<sup>A</sup>T<sub>E</sub>X.

- [140] Rama Porrat. “Developments in Hebrew T<sub>E</sub>X”. In “Proceedings of the 7th European T<sub>E</sub>X Conference, Prague”, pp. 135–147. CsTUG, Prague, 1992. ISBN 80-210-0480-0.  
Discussion of available software and macro packages that support typesetting in two directions, and of associated Hebrew fonts.
- [141] Bernd Raichle, Rolf Niepraschk, and Thomas Hafner. “DE-TeX-FAQ—Fragen und Antworten über T<sub>E</sub>X, L<sup>A</sup>T<sub>E</sub>X und DANTE e.V.”, 2003.  
Frequently Asked Questions with answers about T<sub>E</sub>X and the German T<sub>E</sub>X users’ Group DANTE e.V. (in German language). <http://www.dante.de/faq/de-tex-faq>
- [142] Brian Reid. Scribe Document Production System User Manual. Unilogic Ltd, 1984.  
The manual for the system that inspired certain aspects of L<sup>A</sup>T<sub>E</sub>X.
- [143] Robert M Ritter, editor. The Oxford Style Manual. Oxford University Press, London, Oxford, New York, 2003. ISBN 0-198-60564-1.  
Reference work incorporating an update to *Hart’s Rules* [63], and the *Oxford Dictionary for Writers and Editors*.
- [144] Tomas G. Rokicki. “A proposed standard for specials”. *TUGboat*, 16(4):395–401, 1995.  
A draft standard for the contents of T<sub>E</sub>X \special commands.  
<http://www.tug.org/TUGboat/Articles/tb16-4/tb49roki.pdf>
- [145] Tomas G. Rokicki. “Dvips: A DVI-to-PostScript Translator, Version 5.66a”, 1997.  
The user guide for dvips and its accompanying programs and packages such as afm2tfm.  
[On CTAN at: dviware/dvips/dvips\\_man.pdf](http://www.ctan.org/dviware/dvips/dvips_man.pdf)
- [146] Emmanuel Donin de Rosière. From stack removing in stack-based languages to BibT<sub>E</sub>X++. Master’s thesis, ENSTBr, 2003.  
A description of BibT<sub>E</sub>X++, a bibliography section creator for L<sup>A</sup>T<sub>E</sub>X a possible successor of B<sub>B</sub>T<sub>E</sub>X. The program can compile B<sub>B</sub>T<sub>E</sub>X .bst style files into Java code.  
[http://www.lit.enstb.org/~keryell/eleves/ENSTBr/2002-2003/DEA/Donin\\_de\\_Rosiere](http://www.lit.enstb.org/~keryell/eleves/ENSTBr/2002-2003/DEA/Donin_de_Rosiere)
- [147] Chris Rowley. “Models and languages for formatted documents”. *TUGboat*, 20(3):189–195, 1999.  
Explores many ideas around the nature of document formatting and how these can be modeled and implemented. <http://www.tug.org/TUGboat/Articles/tb20-3/tb64rowl.pdf>
- [148] Chris Rowley. “The L<sup>A</sup>T<sub>E</sub>X legacy: 2.09 and all that”. In ACM, editor, “Proceedings of the Twentieth Annual ACM Symposium on Principles of Distributed Computing 2001, Newport, Rhode Island, United States”, pp. 17–25. ACM Press, New York, NY, USA, 2001. ISBN 1-58113-383-9.  
Part of a celebration for Leslie Lamport’s sixtieth birthday; a very particular account of the technical history and philosophy of T<sub>E</sub>X and L<sup>A</sup>T<sub>E</sub>X.
- [149] Chris A. Rowley and Frank Mittelbach. “Application-independent representation of multilingual text”. In Unicode Consortium, editor, “Europe, Software + the Internet: Going Global with Unicode: Tenth International

- Unicode Conference, March 10–12, 1997, Mainz, Germany”, The Unicode Consortium, San Jose, CA, 1997.  
Explores the nature of text representation in computer files and the needs of a wide range of text-processing software. <http://www.latex-project.org/papers/unicode5.pdf>
- [150] Richard Rubinstein. *Digital Typography—An Introduction to Type and Composition for Computer System Design*. Addison-Wesley, Reading, MA, USA, 1988. ISBN 0-201-17633-5. Reprinted with corrections.  
This book describes a technological approach to typography. It shows how computers can be used to design, create, and position the graphical elements used to present documents on a computer.
- [151] Joachim Schrod. “International  $\LaTeX$  is ready to use”. *TUGboat*, 11(1):87–90, 1990.  
Announces some of the early standards for globalization work on  $\LaTeX$  Joachim Schrod. <http://www.tug.org/TUGboat/Articles/tb11-1/tb27schrod.pdf>
- [152] Joachim Schrod. “An international version of *MakeIndex*”. *Cahiers GUTenberg*, 10–11:81–90, 1991.  
The *MakeIndex* index processor is only really usable for English texts; non-English texts, especially those using non-Latin alphabets, such as Russian, Arabic, or Chinese, prove problematic. In this case the tagging of index entries is often tedious and error prone. In particular, if markup is used within the index key, an explicit sort key must be specified. This article presents a new version of *MakeIndex*, which uses less memory so that it can be used for the creation of very large indices. It allows the automatic creation of sort keys from index keys by user-specified mappings, and supports documents in non-Latin alphabets. <http://www.gutenberg.eu.org/pub/GUTenberg/publicationsPDF/10-schrod.pdf>
- [153] Joachim Schrod. “The components of  $\TeX$ ”. *MAPS*, 8:81–86, 1992.  
 $\TeX$  needs a great number of supplementary components (files and programs) whose meanings and interactions often are unknown; the structure of a complete  $\TeX$  setup is explained. [http://www.ntg.nl/maps/pdf/8\\_18.pdf](http://www.ntg.nl/maps/pdf/8_18.pdf)
- [154] Paul Stiff. “The end of the line: A survey of unjustified typography”. *Information Design Journal*, 8(2):125–152, 1996.  
A good overview about the typographical problems that need to be resolved when producing high-quality unjustified copy.
- [155] Anders Svensson. “Typesetting diagrams with *kuvio.tex*”, 1996.  
Manual for *kuvio* system for typesetting diagrams; it uses PostScript code in `\specials`.  
[On CTAN at: macros/generic/diagrams/kuvio](http://www.ctan.org/macros/generic/diagrams/kuvio)
- [156] Ellen Swanson. *Mathematics into Type*. American Mathematical Society, Providence, Rhode Island, updated edition, 1999. ISBN 0-8218-1961-5.  
Updated by Arlene O’Sean and Antoinette Schleyer.  
Originally written as a manual to standardize copyediting procedures, the second edition is also intended for use by publishers and authors as a guide in preparing mathematics copy for the printer.
- [157] The *TUGboat* Team. “ $\TeX$  live CD 5 and the  $\TeX$  Catalogue”. *TUGboat*, 21(1):16–90, 2000.  
The  $\TeX$  live CD is a ready-to-run  $\TeX$  system for the most popular operating systems; it works with all major  $\TeX$ -related programs and contains a complete collection of fonts, macros, and other items with support for many languages. This article describes the  $\TeX$  live CD 5 distribution with cross-references to Graham Williams’  $\TeX$  catalogue. <http://www.tug.org/TUGboat/Articles/tb21-1/tb66cd.pdf>  
Current version: <http://www.tug.org/texlive>

- [158] Hàn Thế Thành. “Improving T<sub>E</sub>X’s typeset layout”. *TUGboat*, 19(3):284–288, 1998.  
This attempt to improve T<sub>E</sub>X’s typeset layout is based on the adjustment of interword spacing after the paragraphs have been broken into lines. Instead of changing only the interword spacing to justify text lines, fonts on the line are also slightly expanded to minimize excessive stretching of the interword spaces. This font expansion is implemented using horizontal scaling in PDF. By using such expansion conservatively, and by employing appropriate settings for T<sub>E</sub>X’s line-breaking and spacing parameters, this method can improve the appearance of T<sub>E</sub>X’s typeset layout. <http://www.tug.org/TUGboat/Articles/tb19-3/tb60than.pdf>
- [159] Hàn Thế Thành. “Micro-typographic extensions to the T<sub>E</sub>X typesetting system”. *TUGboat*, 21(4):317–434, 2000.  
Doctoral dissertation at the Faculty of Informatics, Masaryk University, Brno, Czech Republic, October 2000. <http://www.tug.org/TUGboat/Articles/tb21-4/tb69than.pdf>
- [160] Hàn Thế Thành. “Margin kerning and font expansion with pdfT<sub>E</sub>X”. *TUGboat*, 22(3):146–148, 2001.  
“Margin kerning” adjusts the positions of the primary and final glyphs in a line of text to make the margins “look straight”. “Font expansion” uses a slightly wider or narrower variant of a font to make interword spacing more even. These techniques are explained with the help of examples. For a detailed explanation of the concepts, see [159]. This feature was used in the preparation of this book. <http://www.tug.org/TUGboat/Articles/tb22-3/tb72than.pdf>
- [161] Hàn Thế Thành and Sebastian Rahtz. “The pdfT<sub>E</sub>X user manual”. *TUGboat*, 18(4):249–254, 1997.  
User manual for the pdfT<sub>E</sub>X system, which extends T<sub>E</sub>X to generate PDF directly. <http://www.tug.org/TUGboat/Articles/tb18-4/tb57than.pdf>
- [162] Harold Thimbleby. “‘See also’ indexing with Makeindex”. *TUGboat*, 12(2):290–290, 1991.  
Describes how to produce “see also” entries with *MakeIndex* appearing after any page numbers for that entry. Also check [163]. <http://www.tug.org/TUGboat/Articles/tb12-2/tb32thim.pdf>
- [163] Harold Thimbleby. “Erratum: ‘See also’ indexing with Makeindex, *TUGboat* 12, no. 2, p. 290”. *TUGboat*, 13(1):95–95, 1992.  
Erratum to [162]. <http://www.tug.org/TUGboat/Articles/tb13-1/tb34thim.pdf>
- [164] TUG Working Group on a T<sub>E</sub>X Directory Structure. “A directory structure for T<sub>E</sub>X files (Version 0.999)”. *TUGboat*, 16(4):401–413, 1995.  
Describes the commonly used standard T<sub>E</sub>X Directory Structure (TDS) for implementation-independent T<sub>E</sub>X system files. <http://www.tug.org/TUGboat/Articles/tb16-4/tb49tds.pdf>  
Current version: <http://www.tug.org/tds>
- [165] The Unicode Consortium. The Unicode Standard, Version 4.0. Addison-Wesley, Boston, MA, USA, 2003. ISBN 0-321-18578-1.  
The reference guide of the Unicode Standard, a universal character-encoding scheme that defines a consistent way of encoding multilingual text. Unicode is the default encoding of HTML and XML. The book explains the principles of operation and contains images of the glyphs for all characters presently defined in Unicode.  
Available for restricted use from: <http://www.unicode.org/versions/Unicode4.0.0>
- [166] Gabriel Valiente Feruglio. “Typesetting commutative diagrams”. *TUGboat*, 15(4):466–484, 1994.  
Surveys the available support for typesetting commutative diagrams. <http://www.tug.org/TUGboat/Articles/tb15-4/tb45vali.pdf>

- [167] Gabriel Valiente Feruglio. “Modern Catalan typographical conventions”. *TUGboat*, 16(3):329–338, 1995.  
Many languages, such as German, English, and French, have a traditional typography. However, despite the existence of a well-established tradition in scientific writing in Catalan, there are not yet any standards encompassing typographical conventions in this area. This paper proposes typographical rules that reflect the spirit of ancient Catalan scientific writings while conforming to modern typographical conventions. Some of these typographical rules are incorporated in Catalan extensions to  $\TeX$  and  $\LaTeX$ . The proposal also hopes to contribute to the development of standard rules for scientific writing in Catalan.  
<http://www.tug.org/TUGboat/Articles/tb16-3/tb48vali.pdf>
- [168] Michael Vulis. “ $\text{V}\TeX$  enhancements to the  $\TeX$  language”. *TUGboat*, 11(3):429–434, 1990.  
Description of the commercial  $\text{V}\TeX$  system, which supports a scalable font format.  
<http://www.tug.org/TUGboat/Articles/>  
More recent information available from <http://www.micropress-inc.com/enfeat.htm>
- [169] Graham Williams. “Graham Williams’  $\TeX$  Catalogue”. *TUGboat*, 21(1):17–90, 2000.  
This catalogue lists more than 1500  $\TeX$ ,  $\LaTeX$ , and related packages and tools and is linked directly to the items on CTAN.  
<http://www.tug.org/TUGboat/Articles/tb21-1/tb66catal.pdf>  
Latest version on CTAN at: [help/Catalogue/catalogue.html](http://help/Catalogue/catalogue.html)
- [170] Hugh Williamson. *Methods of Book Design*. Yale University Press, New Haven, London, 3rd edition, 1983.  
A classic work that has become a basic tool for the practicing book designer. It deals with such matters as the preparation of copy, the selection and arrangement of type, the designer’s part in book illustration and jacket design, and the economics of book production. The book also explains the materials and techniques of book production and their effect on the design of books.
- [171] Peter Wilson. *ledmac—A presumptuous attempt to port EDMAC and TABMAC to  $\LaTeX$* , 2003.  
EDMAC and TABMAC are a set of plain  $\TeX$  macros for typesetting critical editions in the traditional way. The *ledmac* package implements the facilities of these macros in  $\LaTeX$ —in particular, marginal line numbering and multiple series of footnotes and endnotes keyed to line numbers. As a new feature the package provides for index entries keyed to both page and line numbers. Multiple series of the familiar numbered footnotes are also available.  
On CTAN at: [macros/latex/contrib/ledmac/ledmac.pdf](http://www.ctan.org/macros/latex/contrib/ledmac/ledmac.pdf)
- [172] Reinhard Wonneberger and Frank Mittelbach. “ $\text{B}\TeX$  reconsidered”. *TUGboat*, 12(1):111–124, 1991.  
A discussion of  $\text{B}\TeX$  and several proposals for its enhancement.  
<http://www.tug.org/TUGboat/Articles/tb12-1/tb31wonn.pdf>
- [173] Hermann Zapf. “My collaboration with Don Knuth and my font design work”. *TUGboat*, 22(1/2):26–30, 2001.  
Zapf’s story of collaboration with Don Knuth and some thoughts on typography.  
<http://www.tug.org/TUGboat/Articles/tb22-1-2/tb70zapf.pdf>
- [174] Justin Ziegler. “Technical report on math font encoding (version 2)”. Technical report,  $\LaTeX$ 3 project, 1994.  
The ground work for a set of 8-bit math encodings for  $\TeX$ .  
On CTAN at: [info/1tx3pub/13d007.\\*](http://www.ctan.org/info/1tx3pub/13d007.*)



# Index of Commands and Concepts

This title somewhat hides the fact that everything except the author names is in this one long index. To make it easier to use, the entries are distinguished by their “type” and this is often indicated by one of the the following “type words” at the beginning of the main entry or a sub-entry:

attribute, `BIBTEX` built-in function, `BIBTEX` command, `BIBTEX` entry type, `BIBTEX` field, `BIBTEX` style, boolean, counter, document class, env., env. variable, file, file extension, folio style, font, font encoding, function, key, key/option, key value, keyword, length, option, package, page style, program, rigid length, or syntax.

The absence of an explicit “type word” means that the “type” is either a `LATEX` “command” or simply a “concept”.

Use `by`, or in connection with, a particular package is indicated by adding the package name (in parentheses) to an entry or sub-entry. There is one “virtual” package name, `tlc`, which indicates commands introduced only for illustrative purposes in this book.

When there are several page numbers listed, **bold** face indicates a page containing important information about an entry, such as a definition or basic usage. A [blue](#) page number indicates that use of the command or concept is demonstrated in an example on that page.

When looking for the position of an entry in the index, you need to realize that, when they come at the start of a command or file extension, both of the characters `\` and `.` are ignored. All symbols come before all letters and everything that starts with the `@` character will appear immediately before `A`.

## Symbols

- ! syntax, 280, 528
  - (array), 244, 246, 247
  - (babel), shorthand character, 554
  - (docstrip), 819
  - (makeindex), 651, 653, 658, 659, 660
- \!, 508
  - (tipa), 406
- " syntax, 345
  - ( $\LaTeX$ ), 761, 769
  - (babel), shorthand character, 551, 552, 553, 574, 657, 662
  - (makeindex), 652, 653, 660
- \", 453, 455, 662
  - (yfonts), 394, 395, 396
- "" syntax (babel), 553
- "' syntax (babel), 552
- "- syntax (babel), 553
- "< syntax (babel), 553
- "= syntax (babel), 553
- "> syntax (babel), 553
- "*letter* syntax
  - (babel), 548, 552, 553, 567, 591
  - (yfonts), 395
- "*8-bit letter* syntax (babel), 567
- "~ syntax (babel), 553
- "` syntax (babel), 552
- "| syntax (babel), 553
- ' syntax, 345
  - ( $\LaTeX$ ), 769
  - (babel), shorthand character, 556, 563, 574
- \', 241, 242, 456, 567
  - (inputenc), 445
  - (tipa), 406
- '*letter* syntax (babel), 555, 556
- ( syntax, 498, 537
  - ( $\LaTeX$ ), 769
  - (delarray), 489
  - (makeindex), 660
- \(, 502
  - error using, 895
  - (ifthen), 877
  - (soul), 89
- ) syntax, 498, 537
  - ( $\LaTeX$ ), 769
  - (delarray), 489
  - (makeindex), 660
- \), 502
  - error using, 895
  - (ifthen), 877
  - (soul), 89
- \* (asterisk) error messages, 894
- \* syntax, 243, 530
  - (array), 250
  - (calc), 197, 250, 871, 872, 873, 876
- \* syntax (*cont.*)
  - (docstrip), 819, 820
  - (hhline), 266, 267
- \\*
  - (doc), 822
  - (tipa), 406
- \* (*letter*) syntax (yfonts), 395
- + syntax, 530
  - (calc), 131, 148–150, 197, 201, 227, 250, 850, 861, 866, 871
  - (docstrip), 820
- \+, error using, 912
  - , syntax, 536
    - ( $\LaTeX$ ), 761, 769
    - (tlc), 275
- \,, 114, 126, 507, 508, 525, 691
  - in math, 472, 474, 486, 487, 492, 493, 496
- (hyphen)
  - nonbreaking, 83, 93
- syntax, 83, 530
  - (calc), 250, 867, 869, 870, 871, 872, 873
  - (docstrip), 820
  - (hhline), 266, 267
- \-, 241, 247, 249, 940
  - error using, 912
  - (soul), 88
  - (ulem), 87
- syntax, 83
- syntax, 83, 345
- . syntax, 498, 528
  - (babel), shorthand character, 558
  - (tlc), 275
- \., 456, 567
  - ... (ellipsis)
    - mathematical symbol, 496, 497
    - spacing, 81–83
  - .pybrc.conf file (pybliographic), 784
  - / syntax, 498, 528
    - (calc), 250, 871, 873
    - (docstrip), 819, 820
- \/, 340, 341, 342
  - (soul), 89
- : syntax, 535
  - (arydshln), 267, 268
  - (babel), shorthand character, 554
  - (hhline), 266, 267
- \:, 507, 508, 525
  - (tipa), 406
- :: syntax
  - (arydshln), 268
  - (hhline), 267
  - (yfonts), 395
- ; syntax, 536
  - (arydshln), 268
  - (babel), shorthand character, 554, 591

- \;, 507, 508, 525
  - (tipa), 406
- < syntax, 532
  - (array), 244, 246, 248
  - (babel), shorthand character, 557, 574
  - (ifthen), 873, 875, 876
- \<
  - error using, 895, 912
  - (soul), 90
- << syntax (babel), 557, 590
- = syntax, 532
  - (BibTeX), 761, 769
  - (babel), shorthand character, 557, 581
  - (hhline), 266, 267
  - (ifthen), 873, 875
- \=, 241, 456
  - error using, 910
  - (inputenc), 445
  - (tipa), 406
- =⟨letter⟩ syntax (babel), 557
- > syntax, 532
  - (array), 244, 245–250, 264
  - (babel), shorthand character, 557, 574
  - (colortbl), 265
  - (ifthen), 875, 876
  - (tabularx), 251, 252
- \>, 241
  - error using, 912
  - (soul), 89, 90
- >> syntax (babel), 557, 590
- ? font encoding, 453
- ? syntax, 528
  - (babel), shorthand character, 554
- (QED) symbol, 143, 144
- [ syntax, 498, 537
- \[, 469, 481, 503
  - error using, 895
  - spacing problems before, 481
  - (amsmath), 469
- # syntax, 149
  - in T<sub>E</sub>X error message, 905, 907, 914
  - (BibTeX), 769, 770, 771
  - (bibtool), 781
  - (hhline), 266, 267
- \#, 501, 524, 528
- ## syntax, 149, 833
- % syntax (BibTeX), 769
- \%, 528
- %<...> syntax (docstrip), 819, 820
- %<<...> syntax (docstrip), 833
- %% syntax (docstrip), 833
- & syntax, 242
  - error using, 898, 904, 911
  - (amsmath), 470, 473, 475–478, 486, 487
  - error using, 898
  - & syntax (*cont.*)
    - (docstrip), 819
- \&, 528
  - error using, 904
  - \$ syntax, 246, 502
- \\$, 456, 527
  - \_ syntax
    - error using, 905
    - (index), 681
- \\_, 457, 528
- \\, 104, 242, 264, 489, 860
  - error using, 911
  - in tabbing, 241, 242
  - in headings, 23, 31
  - problem in tabular, 104
  - (amscd), 488, 489
  - (amsmath), 470, 471, 472–479, 480, 482–488, 492, 493
  - (array), 244, 246, 247
  - (booktabs), 271
  - (delarray), 489
  - (fancyhdr), 225
  - (longtable), 261
  - (soul), 90
  - (supertabular), 256, 257
  - (tabularx), 252
- \\\*, 261
  - (amsmath), 470, 479, 481
  - (longtable), 261
- \⟨language⟩hyphenmins (babel), 579, 586
- ⟨num⟩headlines option (typearea), 205
- \{, 463, 475, 483, 498, 501, 525, 537
  - { syntax
    - (BibTeX), 761, 766–768, 769
    - (makeindex), 660
  - } syntax, 80, 473, 474, 487, 507
  - (xspace), 81
- \}, 463, 475, 483, 498, 501, 525, 537
  - } syntax
    - (BibTeX), 761, 766–768, 769
    - (makeindex), 660
- \^, 457
  - (tipa), 406
- ^ syntax
  - (babel), shorthand character, 556
  - (index), 681
- ^⟨letter⟩ syntax (babel), 556
- ^| syntax (babel), 556
- ~ (tilde)
  - multilingual aspects, 554
  - nonbreaking space, 550
- \~, 463
  - (tipa), 406

- ~ syntax, [554](#), [943](#)
  - (babel), shorthand character, [574](#)
  - (hline), [266](#), [267](#)
- syntax (babel), [554](#)
- syntax (babel), [554](#)
- syntax (babel), [554](#)
- ~(letter) syntax (babel), [554](#)
- € (euro symbol), [407-412](#)
- \\_u, [80](#)
- \], [469](#), [503](#)
  - error using, [895](#)
  - (amsmath), [469](#)
- ] syntax, [498](#), [537](#)
- \', [241](#), [457](#)
  - (inputenc), [445](#)
  - (textcomp), [365](#)
  - (tipa), [406](#)
- ‘ syntax
  - (babel), shorthand character, [555](#), [574](#)
  - (dvips), [626](#)
- ‘(letter) syntax (babel), [555](#)
- \|, [498](#), [528](#)
  - (tipa), [406](#)
- | syntax, [243](#), [498](#), [528](#)
  - (array), [244](#), [245-247](#), [249](#), [268](#)
  - (babel), shorthand character, [574](#)
  - (booktabs), [269](#)
  - (docstrip), [819](#)
  - (hline), [266](#), [267](#)
  - (ltxdoc), [834](#)
  - (makeindex), [652](#), [658](#), [660](#)
  - (tabs), [269](#)
  - (tabularx), [251](#), [252](#)
  - (tabulary), [253](#), [254](#)
- | ( syntax (makeindex), [651](#), [652](#), [658](#), [659](#)
- |) syntax (makeindex), [651](#), [652](#), [658](#), [659](#)
- |see syntax (makeindex), [651](#), [653](#)
- || syntax, [243](#)
  - (booktabs), [269](#)
  - (hline), [267](#)
- 10pt option, [198](#), [881](#)
  - (amsmath), [479](#)
- 11pt option, [16](#), [144](#), [198](#), [343](#)
- 12pt option, [198](#)
- 1 syntax (paralist), [133](#), [135](#), [137](#)
- 8859-8 option (inputenc), [578](#)
- 885911at.csf file (bibtex8), [759](#)
- 8r.enc file, [388](#), [420](#)
- @
  - ~ syntax, [243](#), [246](#), [272](#), [528](#)
    - error using, [905](#)
    - in command names, [18](#), [843](#)
    - (BibTeX), [761](#), [762](#), [764](#)
    - (makeindex), [652](#), [653](#), [658](#), [660](#)
  - \@, [80](#), [696](#)
    - error using, [914](#)
  - @(( syntax (amscd), [488](#)
  - @)) syntax (amscd), [488](#)
  - @. syntax (amscd), [489](#)
  - @<<< syntax (amscd), [488](#)
  - @= syntax (amscd), [488](#), [489](#)
  - @>>> syntax (amscd), [488](#), [489](#)
  - @{ } syntax, [225](#), [247](#), [248](#), [270](#), [272](#)
  - @AAA syntax (amscd), [488](#)
  - \addtoreset, [14](#), [25](#), [112](#), [217](#), [485](#), [851](#), [852](#), [854](#)
  - \@beginparpenalty, [146](#)
  - \@biblabel, [692](#), [693](#)
    - (natbib), [693](#)
  - \@cite, [692](#)
  - \@dotsep, [51](#)
  - \@dottedtocline, [50](#), [51](#), [52](#), [54](#)
  - \@endparpenalty, [146](#)
  - \@evenfoot, [223](#)
  - \@evenhead, [223](#)
    - @firstcolumn boolean, [875](#)
  - \@float, [308](#)
  - \@gobble, [885](#)
  - \@idxitem, [679](#), [680](#)
    - (doc), [823](#)
  - \@ifpackagelater, [888](#)
  - \@ifpackageloaded, [888](#)
  - \@ifpackagewith, [888](#)
  - \@include, [20](#)
    - @inlabel boolean, [875](#)
  - \@itempenalty, [146](#)
  - \@listi, [144](#)
  - \@listii, [144](#)
  - \@listiii, [144](#)
  - \@makecaption, [307](#), [308](#)
  - \@makefigcaption (tlc), [308](#)
  - \@makefnmark, [113](#)
  - \@makefntext, [113](#), [114](#)
  - \@makeschapterhead, [679](#)
  - \@makewincaption (picinpar), [109](#)
  - \@mkboth, [222](#)
    - @newlist boolean, [875](#)
    - @noskipsec boolean, [875](#)
  - \@oddfoot, [223](#), [892](#)
  - \@oddhead, [223](#)
  - \@pnumwidth rigid length, [51](#), [52](#), [62](#)
  - \@preamble BibTeX command, [771](#), [808](#), [847](#)
    - (bibextract), [777](#)
  - \@ptsize, [198](#), [199](#)
  - \@removefromreset (remreset), [851](#), [852](#)
  - \@secntformat, [26](#), [27](#)
  - \@secpenalty, [42](#), [937](#)
  - \@startsection, [27](#), [28](#), [29-31](#), [32](#), [287](#), [859](#)
    - error using, [914](#)
    - with float barrier, [288](#)

- \@starttoc, 54, 55
    - (notoccite), 698
  - @string BibTeX command, 769, 770
    - (BibTeXMng), 789
    - (bibextract), 777
    - (bibtool), 781
  - \@tabacckludge, 445, 452
  - \@tempboxa, 307, 308
  - @tempswa boolean, 692, 875
  - \@thefnmark, 113, 114
  - \@tocrmarg, 51
  - \@topcaptionfalse (supertabular), 257
  - @twocolumn boolean, 680, 875
  - @twoside boolean, 199, 875
  - @VVV syntax (amscd), 488, 489
  - @| syntax (amscd), 488
- A**
- A syntax (paralist), 133, 135, 137
  - a syntax (paralist), 132, 133, 137
    - problems with, 133
  - \a', 241
  - a0 option (crop), 213
  - a0paper key/option (geometry), 206
  - a0paper option, 196
    - (typearea), 204
  - a1 option (crop), 213
  - a1paper key/option (geometry), 206
  - a2 option (crop), 213
  - a2paper key/option (geometry), 206
  - a3 option (crop), 213
  - a3paper key/option (geometry), 206
  - a4 option (crop), 213
  - a4 package, 199, 202
  - a4dutch package, 202
  - a4paper key/option (geometry), 206
  - a4paper option, 16, 195, 880
    - (typearea), 204
  - a4wide package, 202
  - a5 option (crop), 213, 214
  - a5 package, 202
  - a5comb package, 202
  - a5paper key/option (geometry), 206
  - a5paper option, 195
    - (typearea), 204, 205
  - a6 option (crop), 213
  - a6paper key/option (geometry), 206, 209, 211
  - a6paper option (typearea), 204
  - \a=, 241
  - \a', 241
  - abbreviations
    - in bibliographies, 769-771
    - of environments, 468
  - abbrv BibTeX style, 692, 693, 767, 791, 792, 794, 806
    - (bibtopic), 753, 754
    - abbrvnat BibTeX style (natbib), 685, 707, 710, 715, 791
  - \above, 494
    - above option (placeins), 289
  - \abovecaptionskip length, 307, 308, 312
  - \abovedisplaysshortskip length, 480, 481
  - \abovedisplayskip length, 479, 480
  - \aboverulessep rigid length (booktabs), 270
    - aboveskip key/option (caption), 311, 312, 318, 319
  - \abovetopsep rigid length (booktabs), 270
  - \abovewithdelims, 494
  - \abs (tlc), 500, 501
    - abstract BibTeX field, 762, 791
      - (BibTeXMng), 789
      - (printbib), 776
    - abstract BibTeX style, 791
    - abstract env., 34
  - \abstractname, 34
    - (babel), 547
  - acadian option (babel), 543
  - \accent, 330, 337, 353, 430, 452, 590
    - accented characters
      - OT1 encoding, 337
      - in command and environment names, 842
      - input encoding, 357, 358, 359-361
      - multilingual documents, 552
  - \accentedsymbol (amsxtra), 467
  - accents
    - as superscripts, 467, 495
    - dottier, 494, 495
    - in bibliography database, 768, 769
    - in tables, 241, 242
    - math symbols, 529
  - accents package, 494, 965
  - \accentset (accents), 494, 495
  - \Acite (babel), 564
  - \acite (babel), 564
  - acm BibTeX style, 791
  - \acro (tlc), 341
    - Acrobat Distiller program, 643
    - Acrobat Reader program, 78, 642
  - \active@char(char) (babel), 590
  - activeacute option (babel), 554, 556, 581
  - activegrave option (babel), 555, 581
  - actual keyword (makeindex), 660, 662
  - \actualchar (doc), 822
  - \acute, 529
    - acute accent ('), shorthand character, 556
  - Ada key value (listings), 170-172
  - \add (tlc), 488
    - add.period\$ BibTeX built-in function, 808, 810
  - \addcontentsline, 33, 46, 47, 48, 49, 52, 54, 680
    - problems with \include, 49
    - (titleref), 77
  - \adddialect (babel), 584, 585
  - \addlanguage, 584

- `\addlinespace` (booktabs), 271, 272
- `\addpenalty`, 43, 859, 860
  - output produced from, 937
- address BibTeX field, 690, 717, 763, 765, 772, 779
- `\AddThinSpaceBeforeFootnotes` (babel), 565, 566
- `\AddTo` (jurabib), 723, 727, 733, 734, 735
- `\addto` (babel), 74, 589, 734
- `\addtocontents`, 46, 48, 49, 59
  - problems with `\include`, 49
- `\addtocounter`, 24, 852
  - error using, 906, 907
  - (calc), 871
    - error using, 895
- `\addtolength`, 855, 872
  - error using, 907
  - (calc), 871, 872
    - error using, 895
- `\addvspace`, 33, 48, 59, 61, 63, 64, 858, 859, 860
  - error using, 909, 910
  - output produced from, 937
  - adjust option (cite), 695
- `\ADLdrawingmode` (arydshln), 268
- `\advance`, 871
- `\AE`, 345, 457
- `\ae`, 458
  - (tipa), 406
- ae package, 356
- affiliation BibTeX field (BibTeXMng), 789
- afm2tfm program, 979
- afrikaans option (babel), 543, 585
- `\afterpage` (afterpage), 289, 295
- afterpage package, 289
- aftersave key (fancyvrb), 166, 167
- agsm BibTeX style
  - (harvard), 700, 791, 792
  - (natbib), 703-706, 708
- agu BibTeX style
  - (bibentry), 711
  - (natbib), 705, 706
- `\Ahead` (tlc), 45
- `\aleph`, 527
- alg package, 168
- algorithmic package, 168
- `\aliasshorthand` (babel), 548
- align env. (amsmath), 469, 470, 475, 476, 477, 483, 485
  - adjusting with `\minalignsep`, 477
  - error using, 895, 904
  - interrupted, 479
- align\* env. (amsmath), 469, 493, 497
- aligned env. (amsmath), 469, 477, 478, 479, 486, 898
  - adjusting with `\minalignsep`, 479
  - error using, 895, 897
- alignment
  - document headings, 37
- alignment (*cont.*)
  - equations
    - groups with alignment, 475
    - groups without alignment, 474, 475
    - multiple alignments, 475, 476, 477
    - multiple lines, no alignment, 471, 472
    - multiple lines, with alignment, 473, 474
    - on multiple lines, no alignment, 471, 472
    - on multiple lines, with alignment, 473, 474
    - tag placement, 469
  - mathematical typesetting, 505, 506, 507
  - tables
    - decimal data, 272, 274, 275, 276
    - horizontal, 261
    - vertical, 246, 273, 274
  - tables of contents, 60, 61, 62
- all key value
  - (fancyvrb), 158
  - (jurabib), 720, 721, 722, 723, 724, 734, 735
- `\allcaps` (tlc), 91, 92
- `\allinethickness`
  - (eepicemu), 611
  - (eepic), 609
- `\allletters` (tlc), 387
- `\allowdisplaybreaks` (amsmath), 468, 481
- `\allowhyphens` (babel), 590, 591
  - allowmove option (url), 94
- allreversed key value (jurabib), 723, 738
- alltt env. (alltt), 152
- alltt package, 152
- Almost European fonts, 356
- almostfull option (textcomp), 364
- Alph folio style, 216
- `\Alph`, 25, 33, 129, 130, 133, 852, 853
  - error using, 897
  - (babel), 559, 560
- `\alph`, 130, 133, 852, 853
  - error using, 897
  - (babel), 559, 560
  - (perpage), 121
- alph folio style, 216
- `\alpha`, 392, 490, 501, 527
  - alpha BibTeX style, 791, 792, 795, 806, 807, 810
  - key construction, 764, 768
  - (biblist), 775
- alphabet identifiers, 348, 349-351
- alphabetical document headings, 25
- `\Alphfinal` (babel), 560
  - alpine option (ifsym), 405
- `\AlsoImplementation` (doc), 817, 820, 836
- `\alsoname` (babel), 547
- altDescription env. (tlc), 149, 850
- `\AltMacroFont` (doc), 823
- alwaysadjust option (paralist), 135, 136

- `\amalg`, 530
  - (`mathptmx`), unavailable with, 377
- american option (`babel`), 543
- American Mathematical Society (AMS), 467, 468
- AMS (American Mathematical Society), 467, 468
- `amsalpha`  $\text{\LaTeX}$  style, 791
- `amsart` document class, 467, 701, 964
- `amsbook` document class, 467, 701, 964
- `amscd` package, 467, 488, 489
- `amsfonts` package, 383, 385, 386, 467, 509
  - providing `latexsym` symbols, 464
- $\mathcal{AMS}\text{-}\text{\LaTeX}$ 
  - accents as superscripts, 467
  - commutative diagrams, generating, 467
  - cross-reference numbers, 467
  - document classes, 467
  - documentation, 467
  - environment abbreviations, 468
  - fonts, 467, 468
  - fragile commands, 468
  - package options, 466
  - proof environment, 143, 144
  - sub-packages, 466, 467
  - text fragments, typesetting, 467
  - theorem-like structures, 138–144, 467
- `amsmath` package, 83, 138, 465–488, 489, 490–508, 524, 535, 964
  - error using, 889
  - vs. standard  $\text{\LaTeX}$ , 470, 471
- `amsmath.dtx` file (`amsmath`), 471, 484
- `amsopn` package, 466
- `amsplain`  $\text{\LaTeX}$  style, 791
- `amsproc` document class, 467, 964
- `amsrefs` package, 968
- `amssymb` package, 383, 385, 386, 392, 467, 509, 511, 524–537
  - providing `latexsym` symbols, 464
- `amssymb.sty` file (`amssymb`), 529
- $\mathcal{MS}\text{-}\text{\TeX}$ , 465, 466
- `amstext` package, 467
- `amsthm` package, 138–144, 467, 964
- `amsxport` package, 968
- `amsxtra` package, 467, 495
- `\anchor` (`dingbat`), 401
- `\and` (`ifthen`), 877
  - and key value (`jurabib`), 718
  - and keyword ( $\text{\LaTeX}$ ), 767
- `\andname` (`jurabib`), 736
- `andothers` keyword ( $\text{\LaTeX}$ ), 768
- `\angle` (`amssymb`), 528
- `angle` key (`graphicx`), 619, 622, 623
  - error using, 898
- `angle` option (`natbib`), 706
- `annotate`  $\text{\LaTeX}$  field, 810, 811
- `annotate`  $\text{\LaTeX}$  style, 791, 810, 811
  - annotating bibliographies, 721, 740, 741, 742
  - annotation  $\text{\LaTeX}$  style, 791, 810
  - `annotatorfirstsep` key/option (`jurabib`), 717, 723, 724
  - `annotatorformat` key/option (`jurabib`), 717, 733
  - `annote`  $\text{\LaTeX}$  field, 765, 791, 810
    - (`custom-bib`), 802
    - (`jurabib`), 740, 742
  - `annote`  $\text{\LaTeX}$  style, 765
  - `annote` key/option (`jurabib`), 740, 741, 742
  - `ansinew` option (`inputenc`), 360, 669
- `\answer` (`tlc`), 828
- `ante` key (`lettrine`), 101
- `any` keyword (`makeindex`), 657
- `apa`  $\text{\LaTeX}$  style, 791
- `\Apageref` (`babel`), 563
- `\apageref` (`babel`), 563
- `apalike`  $\text{\LaTeX}$  style (`apalike`), 791, 792
- `apalike` package, 692, 791
- `apalike2`  $\text{\LaTeX}$  style (`apalike`), 791
- `\Appendix` (`tlc`), 32, 33
- `\appendix`, 22, 32
  - (`tlc`), 33
- `\appendixname`, 33, 34, 38
  - (`babel`), 547
- `applemac` option (`inputenc`), 360
- `\approx`, 532
- `\approxseq` (`amssymb`), 532
- `apy` key (`jurabib`), 718
- `\arabic`, 25, 26, 130, 133, 417, 849, 851, 852, 853, 854
- `arabic folio` style, 216
- Arabic language, 591
- Arabic numbers, document headings, 25
- `\arc`
  - (`curves`), 611
  - (`eepicemu`), 611
  - (`eepic`), 610
- `\arccos`, 500
- `\arcctg` (`babel`), 564
- `\arch` (`babel`), 564
  - arcs, drawing, 610
- `\arcsin`, 500
- `\arctan`, 500
- `\arctg` (`babel`), 564
- `\Aref` (`babel`), 563
- `\aref` (`babel`), 563
- `\arg`, 500
- `arg_close` keyword (`makeindex`), 660
- `arg_open` keyword (`makeindex`), 660
- arguments, *see also* keys
  - optional, 845, 850
  - restrictions, 845, 846, 894
  - typed text in, 165, 166, 167, 168
  - unavailable, 848
- arithmetic calculations (`calc`), 871, 872
- `ark10.mf` file (`dingbat`), 400

- Armenian language, 592
- array env., 104, **240**, **242**, 243, 247, 277, 470, 485–487, **489**, 490, 863
  - error using, 901, 904, 905
  - style parameters, 243
  - (array), 246–248, 273, 274
  - (delarray), **489**
  - (tabs), 269
- array package, **243–251**, **280–282**, 489
  - combined with arydshln, 267
  - combined with booktabs, 270
  - combined with color, 264
  - combined with supertabular, 256
  - incompatible with tabs, 269
- \arraybackslash
  - (array), **247**, **249**
  - (tabularx), **251**, 252
- \arraycolsep rigid length, **243**, 247
  - (amsmath), 487
- \arraylinesep rigid length (tabs), 269
- \arrayrulecolor (colortbl), **265**
- \arrayrulewidth rigid length, **243**, **250**, **266**, **267**
  - (hline), 267
- arrays, delimiters surrounding, **489**
- \arraystretch, **243**, 244, **267**, **268**, 269
- arrow extensions, math symbols, **535**
- \arrowlength (pspicture), 640, **641**
- \Arrownot (stmaryrd), 535
- \arrownot (stmaryrd), **533**, 535
- arrows env. (t1c), **181**
- arrows, math symbols
  - decorated, **490**
  - extensions, **535**
  - negated, **534**
  - standard, **534**
- \Arrowvert, 498, 528
- \arrowvert, 498, 528
- art11.clo file, 16
- article  $\LaTeX$  entry type, **690**, **763**, **770**
  - (jurabib), 719
- article document class, **6**, 13, 115, 120, 147, 195, **223**, 467, 679, 774
  - footnote numbering, 112
  - heading commands, 22, 23, 25, 51
  - replacement for, 236, 237
- arydshln package, 267, 268
- \Asbuk (babel), 559
- \asbuk (babel), 559
  - ascii option (inputenc), **360**, 925
- \Ask (docstrip), **827**, **828**
- \askforoverwritefalse (docstrip), 828
- \askforoverwritetrue (docstrip), 828
- askinclude package, 19
- \askonceonly (docstrip), 828
- \AskOptions (optional), 21
- asparadesc env. (paralist), **136**, 138
- asparaenum env. (paralist), **133**
- asparaitem env. (paralist), 135
- \ast, **495**, **530**
- asterisk (\*) error messages, 894
- astron  $\LaTeX$  style, 791
- asymmetric key/option (geometry), 208, **209**
- asymmetrical page layout, 208, 209
- \asympt, 532
- \AtBeginDelayedFloats (endfloat), 290
- \AtBeginDocument, 422, **835**, **836**, **879**, **883**, 884
- \AtBeginFigures (endfloat), 290
- \AtBeginTables (endfloat), 290
- \AtEndDocument, 216, **836**, **879**, **883**
- \AtEndOfClass, **879**, **883**, **886**, 887
- \AtEndOfPackage, 879, 883
- \AtForty (marvosym), **401**
- \athnum
  - (athnum), **562**
  - (babel), 562
- \atop, 494
- \atopwithdelims, 494
- australian option (babel), 543
- austrian option (babel), **543**, 546, 734
- \author, warning using, 925
- author  $\LaTeX$  field, **690**, 732, **763–765**, **766–769**, **772**
  - (jurabib), **717**, 718
- author index, generating, 681
- author-date citations, 698–711, *see also* citation systems
  - author information missing, **708**
  - author list only with first citation, **704**, **705**
  - author-number, switching to, 714
  - authors on single line, 706
  - customizing, bibliography, **707**
  - customizing, citations, **705**, **706**
  - definition, 684
  - electronic publications, 710
  - forcing, **708**, **709**
  - full citations in running text, 710, **711**
  - history of, **699–983**
  - indexing citations automatically, 709
  - multiple citations, **703**, **704**
  - number-only, switching to, 714
  - short-title format, combining, **732**, **733**
  - styles supported, 710
  - year information missing, 708
- author-number citations, 712, *see also* citation systems
  - compressing citations, **714**
  - customizing citations, **715**
  - definition, 685
  - description, 712
  - sort order, **714**
- authordate1  $\LaTeX$  style (authordate1-4), 700, **791**
- authordate1-4 package, 700, **791**
- authordate2  $\LaTeX$  style (authordate1-4), **700**, **791**



- authordate3 BibTeX style (authordate1-4), 700, 791
  - authordate4 BibTeX style (authordate1-4), 700, 791
  - authorformat key/option (jurabib), 718, 719, 720, 724, 729, 730, 732, 733, 735–737, 738
  - authors, bibliographies
    - gender, 734, 735, 742
    - information field, 743
    - information missing, 708
    - list on single line, 706
    - list only with first citation, 704, 705
    - list separator, 736, 738
  - authoryear option (natbib), 708, 709, 714
  - auto key value (fancyvrb), 159, 164
  - auto-completion, page layout, 206, 207, 208, 209, 210, 211
  - autodotlist env. (pifont), 380
  - automatic indexing, disabling
    - doc package, 817
    - ltxdoc class, 836
  - .aux file extension, 7, 8, 18, 19, 130, 687–689, 691, 745, 746, 793
    - (BibTeX), 758, 793
    - (aux2bib), 775
    - (bib2html), 776
    - (bibtopic), 754
    - (chapterbib), 747
    - (citetags), 778
    - (footmisc), 116
    - (index), 681
    - (longtable), 259
    - (mparhack), 127
    - (multibib), 756
    - (perpage), 121
  - aux2bib program, 775, 787
  - auxiliary files, 7, 8
  - avant package, 371, 373
  - Avant Garde Gothic font, 374
  - awk program, 775, 778
  - \Az (babel), 563
  - \az (babel), 563
- B**
- \b, 452, 458
  - b syntax
    - (array), 244, 245
    - (delarray), 489
    - (hline), 266, 267
  - b0 option (crop), 213
  - b0paper key/option (geometry), 206
  - b1 option (crop), 213
  - b1paper key/option (geometry), 206
  - b2 option (crop), 213
  - b2paper key/option (geometry), 206
  - b3 option (crop), 213
  - b3paper key/option (geometry), 206
  - b4 option (crop), 213
  - b4paper key/option (geometry), 206
  - b5 option (crop), 213
  - b5paper key/option (geometry), 206
  - b5paper option, 195
    - (typearea), 204
  - b6 option (crop), 213
  - b6paper key/option (geometry), 206
  - b6paper option (typearea), 204
  - ba package, 521
  - babel package, 539, 541, 542–591, 701, 733, 749, 915
    - description, 542
    - error using, 889, 903, 906, 911, 914, 915
    - hyphenation in multiple languages, 580, 581
    - language definition files
      - adding definitions to, 589
      - copyright information, 582
      - definition, 579
      - documentation driver, 583
      - documentation initialization, 583
      - hyphenation patterns, adjusting, 586
      - language identification, 582
      - languages and dialects, defining, 584, 585
      - license information, 582
      - punctuation, special cases, 591
      - release information, 583
      - shorthands, 589–591
      - structure, 582–591
      - translating language-dependent strings, 586
    - language options, 543
    - language-dependent strings, 547, 549–551, 579, 586
    - package file, 581
    - user interface, 543–578
    - warning using, 931
  - babel package, language options
    - encoding languages and fonts, 567, 577
      - OT1, 566
      - T1, 566
      - T2A, 571
      - T2B, 573
      - T2C, 573
    - language-specific commands, 558–564
    - layout considerations, 564–566
    - shorthands, 550–558
    - translations, 550, 551
  - babel.def file (babel), 579
  - babel.sty file (babel), 581
  - back reference information, bibliographies, 742
  - \backepsilon (amssymb), 535
  - background fill, 157, 158
  - \backmatter, 22
  - \backprime (amssymb), 528
    - backref option (hyperref), 78
  - \backsim (amssymb), 532
  - \backsimeq (amssymb), 532
  - \backslashash, 498, 528

- backward compatibility, 463, 464
- badness rating, line breaks, 859
- bahasa option (babel), 543
- balancing columns, [187](#)
- balancingshow option (multicol), 188
- `\alpha` (tlc), 512
- bang package, 592
- `\bar`, 529
  - (bar), [612](#), [613](#)
- bar package, 612
- bar charts, 612, [613](#)
- barenv env. (bar), [612](#), [613](#)
- `\baro` (stmaryrd), 530
- `\barwedge` (amssymb), 530
- `\BaseDirectory` (docstrip), [831](#), [832](#), 914
- baseline key (fancyvrb), [164](#)
- `\baselineskip` length, [106](#), [107](#), [108](#), [197](#), [198](#), 234, [857](#), [866](#), 936, [937](#), 938
  - adjusting the leading, 373
  - (ccfonts), 384
  - (geometry), 207
  - (typearea), 204
  - (yfonts), 395
- `\baselinestretch`, 107, 108
  - (setspace), 107
- `\baselinestretch` key (fancyvrb), [159](#)
- basicstyle key (listings), 170
- Baskerville font in math and text, [520](#)
- basque option (babel), 543
- `\batchinput` (docstrip), 829
- `\batchmode`, 944
- bb key (graphicx), [618](#), 619, 620, [621](#)
- `\Bbbk` (amssymb), 527
- bbding package, 403
- .bbl file extension, 8, 688, 689, 745, 746, 793
  - (BibTeXMng), 789
  - (BibTeX), 746, 771, 793, 806, 808, 809
  - (bibentry), 711
  - (chapterbib), 749
  - (jurabib), 726
- `\bbl@activate` (babel), [589](#), [590](#)
- `\bbl@activate<char>` (babel), 590
- `\bbl@allowhyphens` (babel), 590
- `\bbl@deactivate` (babel), [589](#), [590](#)
- `\bbl@declare@ttribute` (babel), [585](#)
- bbllx key (graphicx), 619
- bbllly key (graphicx), 619
- bblopts.cfg file (babel), 581
- bbs BibTeX style, 791
- `\bbslash` (stmaryrd), 530
- bburx key (graphicx), 619
- bbury key (graphicx), 619
- Bcenter env. (fancybox), [599](#), [600](#)
- `\bcline` (tlc), [265](#)
- BCOR<val> option (typearea), 205
- Bdescription env. (fancybox), 600
- `\because` (amssymb), 535
- `\begin`, error using, 895, 896, 899
- `\begingroup`, 504, 896, 898, 917, 921
  - error using, 899, 906
- below option (placeins), 58, [289](#)
- `\belowbottomsep` rigid length (booktabs), 270
- `\belowcaptionskip` length, [307](#), [308](#), 312
- `\belowdisplayskip` length, [480](#)
- `\belowdisplayskip` length, [479](#), [480](#)
- `\belowrulesep` rigid length (booktabs), 270
- belowskip key/option (caption), 312
- Benumerate env. (fancybox), 600
- Beqnarray env. (fancybox), [600](#)
- Beqnarray\* env. (fancybox), 600
- `\beta`, 527
  - (fourier), [392](#), [393](#)
- `\beth` (amssymb), 527
- beton package, [384](#), 397
- `\between` (amssymb), 535
- Bézier curves, *see* epic package; eepic package
- `\bf`, [328](#), [347](#)
  - used in math, 349, 464
  - (custom-bib), 803
- bf key value
  - (caption), [301](#), [306](#), [310](#), [311](#), [313](#), [324](#)
  - (subfig), [316](#)
- bf option (titlesec), [37](#)
- `\bfdefault`, [346](#), [347](#), [438](#)
- bfitemize env. (tlc), [345](#)
- Bflushleft env. (fancybox), [599](#), [600](#)
- Bflushright env. (fancybox), [599](#), [600](#)
- `\bfseries`, [340](#), [343](#), [344](#), [345](#), [346](#), [347](#), [848](#)
  - used in math, 348, 350
  - (ulem), replaced by `\uwave`, 87
- bfseries env., [338](#)
- `\bga` (tlc), [468](#)
- `\bgroup`, 921
- `\bhline` (tlc), [265](#)
- .bib file extension, 8, 688, 689
  - (BibTeX), 762, 764, 766, 769, 770, 773, 776, 806, 809
  - `\cite` in, [773](#)
  - (aux2bib), 775
  - (bibextract), 778
  - (bibtool), 782
  - string expansion, [781](#)
  - (bibulus), 760
  - (citefind), 778
  - (makebib), 776
  - (multibib), 755
  - bib.html file (bib2html), 776
  - bib2html program, [776](#), [783](#)
  - `\bibAnnotePath` (jurabib), [741](#)
  - `\bibansep` (jurabib), [738](#)
  - `\bibapifont` (jurabib), [737](#)

- `\bibatsep` (jurabib), [738](#)
- `\bibauthormultiple` (jurabib), [740](#)
- `\bibbdsep` (jurabib), [738](#)
- `\bibbfsasep` (jurabib), [738](#)
- `\bibbfsesep` (jurabib), [738](#)
- `\bibbstasep` (jurabib), [738](#)
- `\bibbstesep` (jurabib), [738](#)
- `\bibbtasep` (jurabib), [738](#)
- `\bibbtasesep` (jurabib), [738](#)
- `\bibbtfont` (jurabib), [737](#)
  - bibclean program, [777](#), [778](#), [789](#), [964](#)
- `\bibcolumnsep` (jurabib), [739](#)
- `\bibdata`, [689](#)
  - (chapterbib), [747](#)
- `\bibeanssep` (jurabib), [738](#)
- `\bibbefnfont` (jurabib), [737](#)
- `\bibelInfont` (jurabib), [737](#)
- `\bibentry` (bibentry), [711](#)
  - bibentry key value (jurabib), [738](#)
  - bibentry package, [710](#), [711](#)
  - bibextract program, [777](#), [778](#)
- `\bibfnfont` (jurabib), [737](#)
- `\bibfont` (natbib), [707](#), [715](#)
  - bibformat key/option (jurabib), [735](#), [738](#), [739](#), [740](#), [797](#)
- `\bibgerman` (jurabib), [734](#)
- `\bibhang` rigid length (natbib), [707](#), [715](#)
  - problem using, [715](#)
- `\bibidemPfname` (jurabib), [735](#)
- `\bibidemPpfname` (jurabib), [735](#)
- `\bibidemPmname` (jurabib), [735](#)
- `\bibidemPmname` (jurabib), [735](#)
- `\bibidemPnname` (jurabib), [735](#)
- `\bibidemPnname` (jurabib), [735](#)
- `\bibidemPpname` (jurabib), [735](#)
- `\bibidemSfname` (jurabib), [735](#)
- `\bibidemSfname` (jurabib), [735](#)
- `\bibidemSmname` (jurabib), [735](#), [740](#)
- `\bibidemSmname` (jurabib), [735](#)
- `\bibidemSname` (jurabib), [735](#)
- `\bibidemSname` (jurabib), [735](#)
- `\bibindent` rigid length, [693](#)
- `\bibitem`, [686](#), [687](#), [691](#), [693](#), [698](#), [699](#), [745](#), [918](#)
  - error using, [894](#)
  - warning using, [928](#)
  - (BIBTEX), [764](#), [806](#)
  - (bibentry), [711](#)
  - (chicago), [699](#)
  - (harvard), [700](#)
  - (jurabib), [699](#), [716](#), [742](#)
  - (natbib), [701](#), [702](#), [709](#), [714](#)
  - (showkeys), [68](#)
- `\bibjtfont` (jurabib), [737](#)
- `\bibjtsep` (jurabib), [738](#)
  - BibKeeper program, [789](#)
  - bibkey program, [775](#)
  - biblabel option (cite), [697](#)
- `\bibleftcolumn` (jurabib), [739](#)
- `\bibleftcolumnadjust` (jurabib), [739](#)
  - biblikecite key/option (jurabib), [737](#)
  - bibliographies, *see also* BIBTEX; citations; database format, bibliographies; database management tools, bibliographies
    - BIBTEX variants, [758](#)–[761](#)
    - annotating, [721](#), [740](#), [741](#), [742](#)
    - author-date citations, [707](#)
  - authors
    - gender, [734](#), [735](#), [742](#)
    - information field, [743](#)
    - information missing, [708](#)
    - list on single line, [706](#)
    - list only with first citation, [704](#), [705](#)
    - list separator, [736](#), [738](#)
    - name, formatting, [798](#)–[983](#)
  - back reference information, [742](#)
  - citation input file, creating, [687](#)–[689](#)
  - citations
    - author-date, [707](#)
    - footnotes, [726](#), [727](#), [728](#)
    - in captions, [697](#)
    - in headings, [697](#)
    - indexing automatically, [709](#), [720](#), [721](#)
  - citations, sort order
    - author-number citation system, [714](#)
    - number-only citation systems, [693](#), [694](#), [695](#), [714](#)
    - short-title citation system, [743](#)
  - collections, [742](#)
  - color, [695](#)
  - column layout, [739](#)
  - compressing citations, [714](#)
  - configuration files, external, [741](#)
  - cross-references, [732](#)
  - customizing
    - author-date citation system, [707](#)
    - short-title citation system, [736](#), [737](#), [738](#), [739](#)–[741](#)
  - Cyrillic alphabet, [573](#)
  - database format, [761](#)–[773](#)
  - database management tools, [774](#)–[789](#)
  - description, [757](#), [758](#)
  - dissertation year, [742](#)
  - DOI, [710](#)
  - edition information, [742](#)
  - editor information, [742](#)
  - EID, [710](#)
  - electronic publications, [710](#)
  - endnote citations, [726](#), [727](#), [728](#)
  - fonts, [736](#), [737](#)
  - footnote citations, [726](#), [727](#), [728](#)
  - founder information, [742](#)
  - gender information, [734](#), [735](#), [742](#)
  - in tables of contents, [48](#)

bibliographies (*cont.*)

- indentation, 738, [739](#)
- input file, creating, 687–689
- Internet resources, 773, 774
- ISBN, 710
- ISSN, 710
- keywords, associating with database entries, 689
- last update field, 743
- law support, 743, [744](#), 745
- line breaks, 694
- multi-language support, 733, [734](#), 735
- multiple
  - bibtopic package, 753, [754](#), [755](#)
  - bibunits package, 749, [750–752](#), 753
  - by arbitrary unit, 749, [750–752](#), 753
  - by chapter, 747, [748](#), [749](#)
  - by topic, separate citation commands, 755, [756](#)
  - by topic, separate database files, 753, [754](#), [755](#)
  - chapterbib package, 747, [748](#), [749](#)
  - citation systems, 745–756
  - description, 745, 746
  - multibib package, 755, [756](#)
  - package comparisons, 746
  - per included file, 747, [748](#), [749](#)
- online resources, 773, 774
- page boundaries, ignoring, 729
- page total field, 743
- parentheses
  - number-only citation systems, [695](#)
  - short-title citation system, 735
- pre-notes, [721](#)
- programs
  - `BIBTeX++`, 760
  - `BIBTeX8`, 759
  - 8-bit version, 759
  - bibulus, 760
  - Java version, 760
  - `MBIBTeX`, 761
  - multilingual version, 761
  - perl version, 760
  - XML aware, 760
- punctuation
  - number-only citation systems, 694, [696](#), [697](#)
  - short-title citation system, [738](#)
- short-title citations, 736, [737](#), 738, [739–741](#)
- sort order
  - author-number citation system, [714](#)
  - number-only citation systems, [693](#), [694](#), 695, 714
  - short-title citation system, 743
- style files
  - citation scheme, selecting, 800, 801
  - creating, 798–804
  - description, 790
  - editing, 805–812
  - extensions supported, determining, 802, 803

bibliographies (*cont.*)

- fields, adding new, 810, 811
- formatting, specifying, 803, 804
- initializing the system, 799, 800
- list of, 791–793
- modifying, 805–812
- multi-language support, adding, 811, 812
- style language, 805–812
- style language
  - blanks, 805
  - built-in functions, 805, 807, 808
  - case changes, disabling, 809, 810
  - commands, 805, 807, 808
  - comment character, 761
  - entry variables, 805
  - field variables, 805
  - fields, adding new, 810, 811
  - global variables, 805
  - multi-language support, adding, 811, 812
  - process flow, 806–809
  - sort order, 806
  - style files, 805–812
  - variables, types of, 805
- titles
  - formats, [719](#), [720](#)
  - information field, 743
  - mapping short to full, 721, [722](#), [723](#)
- translated works, 742, 743
- URLs, 710, 742, 743
- volume title, 743
- year information missing, 708
- `\bibliography`, [685](#), [688](#), 689, [692](#), [693](#), 745, 770, [778](#)
  - as used in the examples, 691
  - (bibentry), 711
  - (biblist), 774, [775](#)
  - (bibtopic), 753
  - (bibunits), 750, [751](#)
  - (chapterbib), 747, [748](#), 749
  - (jurabib), [723](#), [726](#)
  - (multibib), [756](#)
  - (natbib), 709
- bibliography database files, 8
- bibliography input file, creating (`BIBTeX`), 687–689
- bibliography keywords, associating with database entries, 689
- bibliography style files, 8
- `\bibliography*` (bibunits), [751](#), [752](#)
- `\bibliography<type>` (multibib), 755
- `\bibliographylatex` (tlc), [756](#)
- `\bibliographystyle`, [688](#), 745, [778](#), 793
  - (biblist), 774, [775](#)
  - (bibtopic), [755](#)
  - (bibunits), 750, [751](#)
  - (chapterbib), 747, [748](#)
  - (jurabib), [717–721](#), [723–741](#)

- `\bibliographystyle` (*cont.*)
  - (multibib), [756](#)
  - (natbib), 705, 714
- `\bibliographystyle*` (bibunits), 751, [752](#)
- `\bibliographystyle`(*type*) (multibib), 756
- `\bibliographystylelatex` (tlc), [756](#)
- `\bibliographyunit` (bibunits), 751, [752](#)
  - biblist package, 774, 775
- `\biblfont` (jurabib), [737](#)
- `\bibname`, 34, 748, 749
  - (babel), 547, [585](#)
  - (chapterbib), [749](#)
- `\bibnotcited` (jurabib), [723](#)
- `\bibnumfmt` (natbib), [715](#)
- `\bibpreamble` (natbib), [707](#), 715
- `\bibpunct` (natbib), [706](#), 714
- `\bibrightcolumn` (jurabib), [739](#)
- `\bibrightcolumnadjust` (jurabib), [739](#)
- `\bibs`(*language*) (jurabib), 733
- `\bibsall` (jurabib), 733, 734
- `\bibsection` (natbib), [707](#), 715
- `\bibsenglish` (jurabib), [734](#), [735](#)
- `\bibsep length` (natbib), [707](#), [715](#)
- `\bibsgerman` (jurabib), 734
- `\bibstyle`, [689](#)
  - (chapterbib), 747
- `\bibstyle@`(*style*) (natbib), [706](#)
  - BI $\TeX$  program, 761–773, 790–812
    - Cyrillic alphabet, 573
    - multilingual documents, 573
  - BI $\TeX$ ++ program, 760
  - bibtex8 program, 759
  - BibTeXMng program, 789
- `\bibtfont` (jurabib), [737](#)
  - bibtool program, xxvi, [778–783](#), 787, 789, 978
  - bibtopic package, 746, 753–755
    - compatibility matrix, 746
- `\bibtotalpagesname` (jurabib), 743
  - bibulus program, 760
  - bibulus.dtd file (bibulus), 760
  - bibunit env. (bibunits), [750](#), [751](#), [752](#)
    - compatibility matrix, 746
    - incompatible with bibtopic, 754
- `\Bicycle` (marvosym), [401](#)
- `\Big`, [489](#), [504](#)
  - error using, 905
- `\big`, 504
  - error using, 905
  - big option (titlesec), 37
  - big-g delimiters, [504](#)
- `\bigbox` (stmaryrd), 536
- `\bigcap`, 536
- `\bigcirc`, 531
- `\bigcup`, [475](#), 536
- `\bigcurlyvee` (stmaryrd), 536
- `\bigcurlywedge` (stmaryrd), 536
  - bigfoot package, 117, 122
- `\Bigg`, 504
  - error using, 905
- `\bigg`, 504
  - error using, 905
- `\Biggl`, [483](#), [504](#), [511](#)
  - error using, 905
- `\biggl`, [472](#), [474](#), [504](#), [510](#), [511](#)
  - error using, 905
- `\Biggm`, 504
  - error using, 905
- `\biggm`, 504
  - error using, 905
- `\Biggr`, [483](#), [504](#), [511](#)
  - error using, 905
- `\biggr`, [472](#), [474](#), [504](#), [510](#), [511](#)
  - error using, 905
- `\biginterleave` (stmaryrd), 536
- `\Bigl`, [504](#), [511](#), [526](#)
  - error using, 905
- `\bigl`, [504](#), [511](#)
  - error using, 905
- `\Bigm`, 504
  - error using, 905
- `\bigm`, 504
  - error using, 905
- `\bignplus` (stmaryrd), 536
- `\bigodot`, 536
- `\bigoplus`, 491, 536
- `\bigotimes`, 491, 536
- `\bigparallel` (stmaryrd), 536
- `\Bigr`, [504](#), [511](#), [526](#)
  - error using, 905
- `\bigr`, [504](#), [511](#)
  - error using, 905
- `\bigskip`, 857
- `\bigskipamount length`, 261, [857](#)
- `\bigsqcap` (stmaryrd), 536
- `\bigsqcup`, 536
- `\bigstar` (amssymb), 528
- `\bigstrutjot rigid length` (multirow), 273
- `\bigtriangledown`, 530, 536
  - (stmaryrd), 536
- `\bigtriangleup`, 530, 536
  - (stmaryrd), 536
- `\biguplus`, 536
- `\bigvee`, 536
- `\bigwedge`, 536
- `\binampersand` (stmaryrd), 537
  - binary operator symbols, 529
  - bind option (tlc), 886, 887
  - binding, and the inner margin, 207
  - bindingoffset key/option (geometry), [207](#), [209](#)

- `\bindnasrepma` (stmaryrd), 537
- `\binom` (amsmath), 390, 391, 493, 494
- `Bitemize` env. (fancybox), 600
- Bitstream Charter font, 374
  - in math and text, 520
- Bjarne option (fncychap), 34
- `bk11.clo` file, 16
- Blackboard Bold alphabet, 378, 509, 519
- `\blacklozenge` (amssymb), 528
- `\blacksquare` (amssymb), 528
- `\blacktriangle` (amssymb), 528
- `\blacktriangledown` (amssymb), 528
- `\blacktriangleleft` (amssymb), 533
- `\blacktriangleright` (amssymb), 533
- BLANK PAGE on generated pages, 236
- blanks
  - bibliography styles, 805
  - displaying, 160, 161
  - indexes, 650, 655, 666, 669
- .blg file extension, 8
  - ( $\LaTeX$ ), 688
- block key (titlesec), 38, 39, 40, 41, 43, 44
- `\bluefbox` (tlc), 617
- `\bm` (bm), 352, 377, 378, 504, 510, 511, 512, 513
- bm package, 510–513
  - error using, 912
  - problems with fourier, 393
  - problems with mathptmx, 377
- `bmargin` key/option (geometry), 208
- `Bmatrix` env. (amsmath), 486
- `bmatrix` env. (amsmath), 486
- `\bmdefine` (bm), 510, 511, 512
- `\bmod`, 492, 493
- `\bneg` (tlc), 528
- body key/option (geometry), 211
- body area, 207
- body font, 338, 339
- bold fonts
  - description, 334
  - in formulas, 510–512, 513
- `\boldmath`, 352, 511
  - (bm), 513
  - (fourier), 393
  - (mathpazo), 378
  - (mathptmx), 377
- `boldsans` option (ccfonts), 384, 515
- `\boldsymbol` (amsmath), 510
- book  $\LaTeX$  entry type, 690, 717, 763, 772
  - (jurabib), 743
- book document class, 6, 13, 22, 115, 120, 195, 216, 223, 467, 679
  - footnote numbering, 112
  - heading commands, 22, 23, 51
  - replacement for, 236, 237
- `booklet`  $\LaTeX$  entry type, 763
  - bookman package, 205, 371
  - Bookman font, 374
  - books, *see* documents
  - booktabs package, 269–272
  - `booktitle`  $\LaTeX$  field, 690, 737, 742, 763, 765, 772
  - `booktitleaddon`  $\LaTeX$  field (jurabib), 742
- `\boolean` (ifthen), 199, 680, 692, 875, 886
- borders, *see* boxes; frames
- `\born` (tlc), 367
- `\bot`, 528
- `\botfigrule`, 285
- `\bothIfFirst` (caption), 313
- `\bothIfSecond` (caption), 313, 314
- `\botmark`, 218, 221
- `\botrule` (booktabs), 270
  - bottom key value
    - (caption), 312
    - (subfig), 317, 318
  - bottom key/option (geometry), 208
  - bottom option (footmisc), 120
- `\bottomfraction`, 284, 286, 287
  - bottomline key value (fancyvrb), 158, 159
  - bottom number counter, 284
- `\bottomrule` (booktabs), 270, 272
- `\bottomtitlespace` (titlesec), 40
- `\bottoncaption` (supertabular), 257
  - bounding box comments, 615
- `\bowtie`, 535
- `\Box` (latexsym), 464
- `\boxast` (stmaryrd), 530
- `\boxbar` (stmaryrd), 530
- `\boxbox` (stmaryrd), 530
- `\boxbslash` (stmaryrd), 530
- `\boxcircle` (stmaryrd), 530
- `\boxdot` (amssymb), 530
- `\boxed` (amsmath), 491
  - boxed key
    - (float), 292, 293, 294, 309, 311
    - (rotfloat), 298
  - boxedminipage env.
    - (boxedminipage), 595, 869
    - (tlc), 870
  - boxedminipage package, 595
- `\boxempty` (stmaryrd), 530
- boxes, *see also* frames; lines (graphic)
  - color, troubleshooting, 870
  - description, 860
  - displaying contents, 943
  - double border, 597
  - LR boxes, 860–862
  - manipulating, 868–870
  - math symbols, 530
  - named, creating, 868, 869, 870
  - ornamental, 596–600
  - oval, 596

boxes (*cont.*)

- paragraph boxes, 860, **862**, **863–866**
- rounded corners, *596*, *597*
- rule boxes, 860, **866–868**
- troubleshooting, 943
- types of, 860
- with frames, *595*
- with shadows, *595–597*

## boxing

- formulas, *491*, *600*
- lists; paragraphs, *600*
- numbers in document headings, *26*
- small caps, *563*
- typed text, *164*

`\boxlength` (picins), *305*`\boxminus` (amssymb), 530`\boxplus` (amssymb), 530`\boxslash` (stmaryrd), 530`\boxtimes` (amssymb), 530boxwidth key (fancyvrb), *164*`\bpi` (tlc), 512

braces, omitting, 844

braces.rsc file (bibtool), 780

`\bracevert`, 498, 528

brazil option (babel), 543

brazilian option (babel), 543

breakall option (truncate), 233

breakautoindent key (listings), 173

breakindent key (listings), *173*breaklines key (listings), *173*

## breaks

before document headings, 42

column

indexes, 680

manually produced, 188, *189*

line

badness rating, 859

bibliographies, 694

code listings, 172, *173*computer code, 172, *173*

document headings, 31

in citations, 694

in tables, *247*

in URL, 93

number-only citations, 694

second-last line, *849*, 850

tables, 247

page, *see also* space parameters

badness rating, 859

equations, 479–481

indexes, 680

multipage tables, 257

page layout, 234, 235

troubleshooting, 935–939

breaks (*cont.*)

paragraph algorithm

adjusting, 849, 850

second-last line, *849*, 850

tracing, 940–943

paragraph, troubleshooting, 939–943

part

creating with ltxdoc class, 835

creating with doc package, 816

printing, 816, 835

breakwords option (truncate), 233

breqn package, 470, 968

breton option (babel), 543

`\breve`, 529british option (babel), 543, *550*`\bs` (tlc), *654*`\bsc` (babel), *563*`\bslash` (doc), 821

.bst file extension, 8

(BibTeX), 688, 689, 979

(custom-bib), 798, 799, 802, 804

(natbib), 708

btauxfile counter (bibtopic), 754

`\btPrintAll` (bibtopic), 753`\btPrintCited` (bibtopic), 753, *754*, *755*`\btPrintNotCited` (bibtopic), 753`btSect` env. (bibtopic), 753, *754*, *755*`btUnit` env. (bibtopic), 754btxbst.doc file (BibTeX), **806**, 809bu(*num*).aux file (bibunits), 750

buffer size errors, 917

built-in functions, bibliographies, 805, 807, 808

bulgarian option (babel), 543, *550*, *558*, 568`\bullet`, 531, *549*`\Bumpeq` (amssymb), 532`\bumpeq` (amssymb), 532bundle env. (ecltree), *612*`\BUseVerbatim` (fancyvrb), 167`BVerbatim` env. (fancyvrb), *164*`\BVerbatim*` (fancyvrb), 164`\BVerbatimInput` (fancyvrb), *163*, 164`\BVerbatimInput*` (fancyvrb), 164bychapter folio style (chappg), *217*`\bye` (nfssfont.tex), *369*

## C

C key value (listings), *170*, *171*

C syntax

(fancyhdr), 225, *226–228*(tabulary), *253*, *254*(tlc), *248*`\c`, 452, 458c syntax, 243, *244*, *245*

(array), 249, 250

(tabulary), 254

- c5paper option (typearea), 204
- calc package, 871, 872
  - combined with geometry, 210
  - error using, 889, 895
  - loaded by jurabib, 739
- calculations, 871, 872
- calwidth option (titlesec), 41, 42
- call.type\$ B<sub>A</sub>T<sub>E</sub>X built-in function, 806, 808, 809
- \calQ (tlc), 501
- cam option (crop), 212, 213
- camel package, xxvi, 681, 743–745, 965
- camel.ist file (makeindex), 745
- canadian option (babel), 543
- canadien option (babel), 543
- \Cancer (marvosym), 401
- \Cap (amssymb), 530
- \cap, 530
- capital letters
  - at start of paragraph, *see* drop caps
  - document headings, 25
  - drop caps, 99, 100, 101
  - small caps
    - description, 334
    - French names, 563
    - in headings, 341
- \capitalacute (textcomp), 363, 458
- \capitalbreve (textcomp), 89, 363
- \capitalcaron (textcomp), 363, 458
- \capitalcedilla (textcomp), 363
- \capitalcircumflex (textcomp), 363
- \capitaldieresis (textcomp), 363, 458
- \capitaldotaccent (textcomp), 363
- \capitalgrave (textcomp), 89, 363, 365, 458
- \capitalhungarumlaut (textcomp), 363
- capitalization rules, bibliographies, 786
- \capitalmacron (textcomp), 363, 458
- \capitalnewtie (textcomp), 363
- \capitalogonek (textcomp), 363, 458
- \capitalring (textcomp), 363, 458
- \capitaltie (textcomp), 363
- \capitaltilde (textcomp), 363, 458
- \caps (soul), 88, 89, 91, 92
- \capsdef (soul), 91, 92
- capsdefault option (soul), 92
- \capsreset (soul), 92
- \capssave (soul), 92
- \capsselect (soul), 92
- captcont package, 314
- \caption, 46, 47, 52, 296, 306, 307, 312, 746
  - cross-reference to, 67
  - error using, 307, 893, 897
  - justification in, 104
  - (caption), 262, 309–311, 313, 314, 315, 321
  - (float), 293, 294
  - (fltpage), 326
- \caption (*cont.*)
  - (longtable), 259, 262
  - (picins), 305
  - (rotating), 297
  - (sidecap), 324, 325
  - (subfig), 316, 321
  - (subfloat), 322
  - (supertabular), 262
  - (threeparttable), 278, 279
  - (titleref), 76
  - (wrapfig), 300, 301
- caption key (listings), 174
- caption package, xxvi, 295, 296, 308–315, 316, 323
  - combined with picins, 306
  - combined with sidecap, 323
- \caption\*
  - (caption), 315
  - (longtable), 262
  - (subfig), 321
- caption2 package, 308, 315
- CaptionAfterwards option (fltpage), 325
- CaptionBefore option (fltpage), 325
- \captionof (caption), 296
- captionpos key (listings), 174
- captions
  - bibliographic citations in, 697
  - floats, *see* floats, captions
  - multipage tables, 257, 262
  - typed text, 174
- \captions(*language*) (babel), 579, 587, 588
- \captionsetup
  - (caption), 312, 314
  - (subfig), 316, 317, 318, 319, 321
- captionskip key/option (subfig), 317, 318, 319, 321
- \captionsrussian (babel), 589
- caret (^), shorthand character, 556
- \carriagereturn (dingbat), 401
- case changes, disabling in bibliographies, 809, 810
- case sensitivity
  - bibliographies, 762
  - indexes, 650
- cases env. (amsmath), 484, 486, 506
  - error using, 904, 907
- catalan option (babel), 543, 550, 552, 555
- catalan.ldf file (babel), 581
- \catcode, 94, 344, 548, 574, 590
- \cb (tlc), 605
- \cbcolor (changebar), 191
- \cbdelete (changebar), 190, 191
- cbe B<sub>A</sub>T<sub>E</sub>X style, 791
- \cbend (changebar), 189, 190, 191
- \cbinput (chapterbib), 747
- \cbstart (changebar), 189, 190, 191
- cbunit env. (chapterbib), 747
- ccfonts package, 383–385, 399, 515



- `\ccname` (babel), 547
- CD env. (amscd), 467, [488](#), [489](#)
- `\cd` (tlc), [605](#), [606](#)
- CD-ROM, CTAN, 948, 949
- `\cdashline` (arydshln), 267
- `\cdot`, [275](#), [475](#), [478](#), [500](#), [531](#)
- `\cdots`, [487](#), [496](#), [536](#), [845](#), [846](#), [932](#)
- cell  $\text{\LaTeX}$  style (jmb), 791
- `\cellcolor` (colortbl), [265](#)
- Center env. (ragged2e), 105
- center env., [104](#), [146](#), [848](#)
  - (ragged2e), 105
- center option
  - (crop), [213](#)
  - (titlesec), [37](#)
- centerbody option (sidecap), 323
- `\centerdot` (amssymb), 531
- centered paragraphs, 104
- centerfirst key value (caption), [311](#)
- Centering key value (caption), 311
- `\Centering` (ragged2e), 105
- `\centering`, [104](#), [371](#), [861](#)
  - in headings, [31](#)
  - (array), in tables, [247](#), [249](#), [250](#)
  - (multirow), in tables, 274
  - (ragged2e), 105
- centering key value (caption), 311
- centering key/option (geometry), 208
- `\CenteringLeftskip` length (ragged2e), 106
- `\CenteringParfillskip` length (ragged2e), 106
- `\CenteringParindent` rigid length (ragged2e), 106
- `\CenteringRightskip` length (ragged2e), 106
- centerlast key value (caption), [301](#), [311](#)
- `\centerline`, [307](#)
- centertags option (amsmath), 473
- `\cf` (tlc), [488](#)
- .cfg file extension, [8](#), 430, 431, 829
  - (babel), 581, [588](#), 589, 590
  - (caption), 314
  - (color), 907
  - (docstrip), 830, [831](#), 832, 914
  - (endfloat), 291
  - (euro), 97
  - (graphics), 614, 907
  - (jurabib), 741
  - (ltxdoc), 835
  - (natbib), 706, 709
  - (paralist), 138
  - (subfig), 321
  - (textcomp), 367
  - (typearea), 203
- cfgguide.tex file, 430, 431
- `\cfoot` (fancyhdr), [221](#), [224](#), [225](#), [231](#), [232](#), [598](#)
- `\cfrac` (amsmath), [490](#)
- `\ch` (babel), 564
- Chaikin's curves, 610
- chams package, 521
- chancery package, 371
- change history, creating
  - doc package, 817
  - ltxdoc class, 836
- change.case\$  $\text{\LaTeX}$  built-in function, 808, [809](#), [810](#), [812](#)
- changebar env. (changebar), [189](#), [190](#), [191](#)
- changebar package, 189–191
- changebargrey counter (changebar), 190
- changebars, *see* revision bars
- `\changebarsep` rigid length (changebar), 190, [191](#)
- `\changebarwidth` rigid length (changebar), 190
- `\changes` (doc), 817, 823
- `\chapnumfont` (quotchap), 35
- chappg package, 216, 217
- `\chappgsep` (chappg), [217](#)
- `\chapter`, 22, 23, 24, 25, 32, 34, 218, 223, 229
  - adding space in .lof and .lot, 48
  - cross-reference to, 66
  - producing unwanted page number, 222, 230
  - (bibunits), 751
  - (chappg), 217
  - (chapterbib), 748
  - (fncychap), 34, [35](#)
  - (minitoc), partial contents for, 56
  - (quotchap), 35, [36](#)
  - (titlesec), 38, 40, 44
  - (titletoc), partial contents for, 64
- chapter  $\text{\LaTeX}$  field, 763, 765
- chapter counter, [24](#), [25](#), 219, [851](#)
  - numbered within parts, [25](#)
- chapter key value (jurabib), 724, 731
- `\chapter*`, 23, 222, [680](#), 707, 747
  - listed in TOC, [47](#)
- chapterbib package, 701, 707, 746, [747–749](#), 771
  - combined with babel, 749
  - compatibility matrix, 746
  - incompatible with bibtopic, 754
- `\chapterheadendvskip` (quotchap), 35
- `\chapterheadstartvskip` (quotchap), 35, [36](#)
- `\chaptermark`, [219](#), 222, 748
  - (fancyhdr), 229
- `\chaptername`, 34, 38, [219](#)
  - (babel), [545](#), [547](#)
- `\chapterpagestyle` (KOMA), 230
- `\chaptertitlename` (titlesec), 38
  - character sets, multilingual documents, 541
- `\CharacterTable` (doc), 820
- charter option (quotchap), 35
- charter package, 371
- Charter font, 374, [520](#)
- `\chead` (fancyhdr), [224](#), [225](#), [231](#), [232](#)
- `\check`, 529
  - check.rule function (bibtool), [781](#)

- `\CheckCommand`, 847, 883
- `\CheckCommand*`, 847
- `\CheckModules` (doc), 820
- `\Checksum` (doc), 820
- chemical diagrams, [613](#)
- `\chi`, 527
- chicago BibTeX style
  - (chicago), [684](#), [685](#), [699](#), 700
  - (natbib), [705](#), 706, [708](#), [796](#)
- chicago package, 692, [699](#), 700
- chicagoa BibTeX style (chicago), 700
- Chinese, 592
- chmath package, 521
- `chr.to.int$` BibTeX built-in function, 808
- `\chunk` (ecltree), [612](#)
- `\circ`, [483](#), [531](#), [631](#)
- `\circeq` (amssymb), 532
- `\circle`, [607](#), [608](#)
  - warning using, 926
  - (eepicemu), 611
  - (epic), [608](#), [609](#), 610
  - (epic), [608](#)
  - (pspicture), 639, [640](#), [641](#)
  - (texpicture), [640](#)
- `\circle*`, [607](#), [608](#)
  - (eepicemu), 611
  - (epic), [608](#), [609](#), 610
  - (epic), [608](#)
  - (pspicture), 639, [640](#)
  - (texpicture), [640](#)
- `\circlearrowleft` (amssymb), 534
- `\circlearrowright` (amssymb), 534
- `\circledast` (amssymb), 531
- `\circledcirc` (amssymb), 531
- `\circleddash` (amssymb), 531
- `\circledS` (amssymb), 527
- circles
  - drawing, 610
  - filling, 610, 611
  - math symbols, [531](#)
- Citation env. (tlc), 848, [849](#)
- `\citation`, [689](#), 745, 750, 781
  - (notoccite), 698
- citation systems
  - author-date, 698–711
    - author information missing, [708](#)
    - author list only with first citation, [704](#), [705](#)
    - author-number, switching to, 714
    - authors on single line, 706
    - customizing, bibliography, [707](#)
    - customizing, citations, [705](#), [706](#)
    - definition, 684
    - electronic publications, 710
    - forcing, 708, [709](#)
    - full citations in running text, 710, [711](#)
  - citation systems (*cont.*)
    - history of, [699–983](#)
    - indexing citations automatically, 709
    - multiple citations, 703, [704](#)
    - number-only, switching to, 714
    - short-title format, combining, 732, [733](#)
    - styles supported, 710
    - year information missing, 708
  - author-number, 712
    - compressing citations, [714](#)
    - customizing citations, [715](#)
    - definition, 685
    - description, 712
    - sort order, [714](#)
  - Harvard, 684, 689
  - number-only, 691–698
    - captions, 697
    - color, [695](#)
    - compressing citations, 714
    - customizing citations, [692](#), [693](#), 694, [695](#)
    - definition, 686
    - headings, 697
    - line breaks, 694
    - natbib package, 712–715
    - page ranges, disabling, 695
    - parentheses, [695](#)
    - punctuation, 694, [696](#), [697](#)
    - sort order, [693](#), [694](#), 695, 714
    - spaces, processing, 695
    - superscripts, [696](#), 697
    - unsorted citation style, 697
    - verbose mode, 696
  - short-title, 715–745
    - annotations, [721](#), 740, [741](#), 742
    - author gender, 734, [735](#), 742
    - author information field, 743
    - author list separator, [736](#), 738
    - author-date format, combining, 732, [733](#)
    - back reference information, 742
    - collections, 742
    - column layout, [739](#)
    - configuration files, external, 741
    - cross-references, [732](#)
    - customizing bibliography, 736, [737](#), 738, [739–741](#)
    - customizing citations, [735](#), [736](#)
    - definition, 684
    - description, 715, 716
    - dissertation year, 742
    - edition information, 742
    - editor information, 742
    - endnote citations, 726, 727, [728](#)
    - fonts, 736, 737
    - footnote citations, [726](#), [727](#), 728
    - founder information, 742

citation systems (*cont.*)

- full citations in running text, 723, [724-726](#)
- ibidem citations, [728-731](#), [740](#)
- indentation, 738, [739](#)
- indexing citations automatically, 720, 721
- last update field, 743
- law support, 743, [744](#), 745
- multi-language support, 733, [734](#), 735
- page boundaries, ignoring, 729
- page total field, 743
- parentheses, 735
- pre-notes, [721](#)
- punctuation, [738](#)
- sort order, 743
- style files, 742, 743
- superscripts, [735](#), 736, 743
- title format, [719](#), [720](#)
- title information field, 743
- title, mapping short to full, 721, [722](#), [723](#)
- translated works, 742
- translator information, 743
- URLs, 742, 743
- volume title, 743

\citationstyle (camel), [744](#)

citationreversed key value (jurabib), [723](#), [724](#), [732](#)

citations, *see also* bibliographies

- bibliography input file, creating, 687-689
- bibliography keywords, associating with database entries, 689
- comparison of, 684-686
- default, 691
- description, 683, 684
- DOI, 710
- EID, 710
- exporting, 776
- full, in running text
  - author-date citation system, 710, [711](#)
  - short-title citation system, 723, [724-726](#)
- Hungarian documents, 564
- ISBN, 710
- ISSN, 710
- line breaks, 849, 850
- markup structure, 686, 687
- multiple authors, [685](#)
- multiple bibliographies, 745-756
- naming, 842
- numerical by first citation, 686
- page ranges, disabling, 695
- paragraph break algorithm, 849, 850
- parentheses, bibliographies
  - number-only citation systems, [695](#)
  - short-title citation system, 735
- process flow, 687-689
- punctuation, bibliographies
  - number-only citation systems, 694, [696](#), [697](#)

citations (*cont.*)

- short-title citation system, [738](#)
- sort order, bibliographies
  - author-number citation system, [714](#)
  - number-only citation systems, [693](#), [694](#), 695, 714
  - short-title citation system, 743
- spaces around/within, 695
- style files, short-title citation system, 742, 743
- styles, author-date citation system, 710
- superscripts
  - number-only citation systems, [696](#), 697
  - short-title citation system, [735](#), 736, 743
- system, selecting, 800, 801
- URL, 710

\citationstyle (camel), [744](#)\citationsubject (camel), [744](#), 745\cite, 687-689, [691](#), [692](#), [693](#), 698, 701, 745, 761, 762

- inside .bib, [773](#)
  - restrictions on key, 842
  - warning using, 920
  - (BibTeX), 808
  - (authordate1-4), [700](#)
  - (biblist), 775
  - (bibtopic), 753, [754](#), [755](#)
  - (bibunits), [750](#), [751](#), [752](#)
  - (chapterbib), [748](#), [749](#)
  - (chicago), [699](#)
  - (cite), [693-697](#)
    - problems using, [697](#)
  - (harvard), [700](#)
  - (jurabib), [716](#), [717-720](#), [721](#), [723-736](#)
  - (multibib), 755, [756](#)
  - (natbib), [685](#), 701, 703, [707](#), 712
  - (showkeys), 68
  - (textcase), 86
    - problems using, 85
- cite package, xxvi, [693-697](#)
- compatibility matrix, 746
  - incompatible with natbib, 701, 714

## \cite\*

- (bibunits), 751
  - (harvard), [700](#)
  - (jurabib), [719](#), 720
  - (natbib), 751
- cite\$ BibTeX built-in function, 808, [810](#)

## \cite(type) (multibib), 755

\citeA (chicago), [699](#)\Citealp (natbib), [703](#)

- \citealp
  - (jurabib), [732](#), [733](#)
  - (natbib), [702](#)

\citealp\* (natbib), [702](#)\Citealt (natbib), [703](#)

- `\citealt`
  - (jurabib), 732
  - (natbib), [702](#), [713](#)
- `\citealt*` (natbib), [702](#), [713](#)
- `\citeasnoun` (harvard), [700](#)
- `\Citeauthor` (natbib), [703](#)
- `\citeauthor`
  - (jurabib), [732](#), [733](#)
  - (natbib), [702-704](#), [713](#)
- `\citeauthor*` (natbib), [702](#), [713](#)
- `\citeauthoryear` (chicago), [699](#)
- `\citedash` (cite), [694](#), 696
- `\citefield` (jurabib), [718](#), [719](#), [734](#)
- citefind program, 778
- `\citeform` (cite), [695](#), [696](#)
- citefull key/option (jurabib), [724](#), [726-728](#), 729, [731](#), [732](#)
- `\citefullfirstfortype` (jurabib), [724](#)
- citehack package, 573
- `\citeindexfalse` (natbib), 709
- `\citeindextrue` (natbib), 709
- `\citeindextype` (natbib), [709](#)
- `\citelatem` (tlc), [756](#)
- `\citeleft` (cite), [694](#), 695, [696](#), 697
- `\citemid` (cite), [694](#), 696
- `\CiteMoveChars` (cite), 696
- `\citeN` (chicago), [699](#)
- `\citen` (cite), [695](#)
- `\citenam` (harvard), [700](#)
- `\citenotitlefortype` (jurabib), [720](#)
- `\citeNP` (chicago), 699
- `\citenum` (cite), 695
- `\citenumfont` (natbib), [715](#)
- `\citeonline` (cite), 695
- `\Citep` (natbib), [703](#)
- `\citep`
  - (jurabib), [732](#), [733](#)
  - (natbib), [698](#), [701](#), [703-706](#), 708, 709, [712](#), [713](#), [714](#)
  - problems using, [704](#), [708](#), [713](#)
- `\citep*` (natbib), [702](#), [704](#), [705](#), 712
- `\citepalias` (natbib), [703](#)
- `\citepunct` (cite), [694](#), 696
- `\citeright` (cite), [694](#), 695, [696](#)
- CiteSeer, 774
- `\citestyle` (natbib), [705](#), [706](#), 715
- `\citeswithoutentry` (jurabib), [725](#), [726](#)
- `\Citet` (natbib), [703](#)
- `\citet`
  - (jurabib), [732](#), [733](#)
  - (natbib), [698](#), [701](#), [703-706](#), 708, 709, [711](#), [712](#), [713](#)
  - problems using, [704](#), [708](#), [709](#), [713](#)
- `\Citet*` (natbib), 703
- `\citet*` (natbib), [702](#), 703, [713](#)
- citetags program, 778
- `\citetalias` (natbib), 703
- `\citetext` (natbib), [702](#), 713
- `\citetitle` (jurabib), [719](#), 726, [735](#)
- `\citetitlefortype` (jurabib), [720](#)
- `\citetitleonly` (jurabib), [720](#)
- `\citeyear`
  - (chicago), [699](#)
  - (jurabib), 732
  - (natbib), [702](#), [713](#)
- `\citeyearNP` (chicago), [699](#)
- `\citeyearpar`
  - (jurabib), [732](#), [733](#)
  - (natbib), [702](#), [703](#), [713](#)
- ckj package, 592
- class files, 6
- class options, 16, *see also* options
- `\ClassError`, 885
- classes
  - commands, 847, 879, 883-888
  - file structure, 877-888
  - minimal requirements, 888
- `classes.dtx` file, 343
- `classes.ins` file, 829
- `\ClassInfo`, 885
- `\ClassWarning`, 885
- `\ClassWarningNoLine`, 885
- `\cleardoublepage`, [235](#)
  - (endfloat), 290
- `\clearpage`, 19, [234](#), [235](#), 263, 284, [289](#), 295, [679](#), [680](#)
  - (endfloat), 290
  - (lscape), 212
- `\clearpage` (nextpage), 236
- `\clearpage` (nextpage), [236](#)
- `\cline`, 243, [272](#), [273](#), [274](#), [276](#), [282](#)
  - (booktabs), 270, 271
  - (tabs), 269
- clip key (graphicx), 618, [619](#), 620, [621](#)
- .clo file extension, [6](#), [8](#), 16
- clock option (ifsym), [404](#)
- clocks, symbols, 403, [404](#), [405](#)
- `\closecurve` (curves), [612](#)
- closeFloats option (fltpage), 325
- clouds, symbols, 403, [404](#), [405](#)
- .cls file extension, [6](#), [8](#), 16
- `\clubpenalty`, [936](#), 939
- `\clubsuit`, 528
- CM Bright font, 385, [386](#)
  - in math and text, [522](#)
- CM-Super fonts, 354-356, 570-983
- cm-super-t1.enc file, 355
- cmbright package, [385](#), [386](#), 523
- `\cmd` (ltxdoc), 834
- `\cmdrulerule` (booktabs), 270, 271, [272](#)
- `\cmdrulerulekern` rigid length (booktabs), 271
- `\cmdrulerulesep` rigid length (booktabs), 271
- `\cmdrulerulewidth` rigid length (booktabs), 271

- code, *see* computer code
- `\CodelineFont` (doc), [417](#), [418](#)
- `\CodelineIndex` (doc), [817](#), [818](#), [820](#), [836](#)
- `CodelineNo` counter (doc), [417](#)
- `\CodelineNumbered` (doc), [820](#)
- codes key (fancyvrb), [162](#)
- `\Coffeecup` (marvosym), [401](#)
- Collection of Computer Science Bibliographies, [773](#)
- collections, bibliographic information, [742](#)
- `collectmore` counter (multicol), [186](#), [188](#), [189](#)
- `\colon`, [535](#), [536](#)
  - (amsmath), [501](#), [536](#)
- colon key value (caption), [310](#)
- colon option (natbib), [706](#)
- colon (:), shorthand character, [554](#)
- `colonsep` key value (jurabib), [716](#), [720](#), [741](#)
- color
  - background, [158](#)
  - bibliographies, [695](#)
  - error messages, bibliographies, [785](#)
  - frame rules, [158](#)
  - number-only citations, [695](#)
  - rules (graphic lines), [265](#)
  - table rules, [265](#)
  - tables, [264](#), [265](#)
  - troubleshooting, [870](#)
  - typed text
    - background, [158](#)
    - frame rules, [158](#)
    - text, [156](#), [157](#)
- `\color` (color), [99](#), [191](#), [264](#), [265](#)
  - error using, [912](#)
  - problems using, [870](#)
- color option
  - (changebar), [191](#)
  - (showkeys), [68](#)
- color package, [214](#), [969](#)
  - compatibility with other packages, [870](#)
  - error using, [889](#), [907](#), [912](#)
- `\colorbox` (color), [158](#)
- `colorlinks` option (hyperref), [78](#)
- `colortbl` package, [265](#), [266](#)
- column layout, bibliographies, [739](#)
- column specifiers, defining, [248](#), [249](#)
- `columbadness` counter (multicol), [186](#), [187](#)
- `\columnbreak` (multicol), [188](#), [189](#)
- `\columncolor` (colortbl), [265](#)
- columns, table
  - laying out, [240](#)–[243](#)
  - modifying style, [248](#), [249](#)
  - narrow, [246](#), [247](#)
  - one-off, [248](#), [249](#)
  - spacing, [247](#), [248](#)
- columns, text
  - balancing, [187](#)
  - breaks
    - indexes, [680](#)
    - manually produced, [188](#), [189](#)
  - collecting material, [187](#), [188](#)
  - floats, [189](#)
  - footnotes, [114](#), [115](#), [183](#), [189](#)
  - formatting, [186](#), [187](#)
  - multiple, [184](#)–[187](#), [188](#), [189](#)
  - parallel synchronization, [181](#), [182](#), [183](#), [184](#)
  - vertical spacing, [112](#)
- `\columnsep` rigid length, [194](#), [196](#), [679](#), [680](#), [871](#)
  - (multicol), [185](#), [186](#), [187](#)
  - (wrapfig), [300](#)
- `columnsep` key/option (geometry), [207](#)
- `\columnseprule` rigid length, [194](#), [196](#), [679](#), [680](#)
  - (multicol), [185](#), [186](#)
- `\columnwidth` rigid length, [112](#), [113](#), [194](#), [624](#)
  - (multicol), [186](#)
- `\Com` (tlc), [654](#)
- `\combinemarks` (tlc), [232](#)
- combining tables of contents, [52](#), [53](#), [54](#)
- comma key value (jurabib), [717](#)
- comma option (natbib), [706](#), [712](#)
- `commabeforerest` key/option (jurabib), [716](#), [741](#)
- command key (graphicx), [620](#)
- command line tools, bibliographies, [775](#)–[783](#), [786](#)
- `commandchars` key (fancyvrb), [152](#), [161](#), [167](#)
- commands, *see also* preamble
  - bibliography styles, [805](#), [807](#), [808](#)
  - classes, [847](#), [879](#), [883](#)–[888](#)
  - creating
    - defining new, [843](#), [844](#), [845](#)–[847](#)
    - naming, [842](#), [843](#)
    - nesting, [846](#)
    - portability, [842](#)
    - redefining, [844](#), [845](#), [847](#)
  - definitions, displaying, [932](#)–[934](#)
  - documentation, list of, [820](#)–[824](#)
  - execution, tracing, [945](#), [946](#)
  - fragile, [892](#)–[894](#)
  - ltxdoc class, [834](#)
  - packages, [847](#), [879](#), [883](#)–[885](#)
  - spacing after, [80](#), [81](#)
  - troubleshooting, [933](#), [945](#), [946](#)
- `commasep` key value (jurabib), [720](#)
- `comment` env. (verbatim), [153](#)
- comment characters
  - bibliographies, [761](#)
  - doc package, [814](#)
  - docstrip, [833](#)
- `commentchar` key (fancyvrb), [161](#)
- commented BibTeX entry type (jurabib), [735](#), [742](#), [743](#)
- `commented` key value (jurabib), [735](#)

- comments, stripping from code
  - arbitrary program languages, 833
  - comment characters, changing, 833
  - configuration files, creating, 830–833
  - description, 824, 825
  - installation support, adding, 830–833
  - invoking, 825
  - master scripts, creating, 829
  - messages, generating, 827, 828
  - postamble, creating, 829, 830
  - preamble, creating, 829, 830
  - result file, specifying, 826, 827
  - script commands, 826–830
  - security considerations, 832
  - source file, specifying, 826, 827
  - syntax, 826–830
    - TDS conforming installation, ensuring, 830–833
    - user messages, generating, 827, 828
    - verbatim delimiters, coding, 833
- `commentstyle` key (listings), [170](#), [171](#), [175](#)
- commutative diagrams, 467, [488](#), [489](#)
- compact option (titlesec), [37](#)
- `compactdesc` env. (paralist), [136](#), 138
- `compactenum` env. (paralist), [132](#), [134](#), [135](#), [137](#)
- `compactitem` env. (paralist), [135](#), [136](#)
- `compare` key value (jurabib), 722
- compile errors, *see* troubleshooting
- `\complement` (amssymb), 527
- composed page numbers, indexes, 665
- compound math symbols, [490–495](#)
- Comprehensive T<sub>E</sub>X Archive Network (CTAN), *see* CTAN
- `compress` key value (jurabib), [739](#), 740
- `compress` option (cite), 695
- compressing citations, [714](#)
- computer code, printing, [168](#), [169](#), [170](#), [175](#), *see also* typed text
  - as floats, 174
  - captions, [174](#)
  - code fragments within normal text, [171](#)
  - formatting language keywords, 170, [171](#)
  - fragments within normal text, [171](#)
  - frames around listings, [173](#)
  - indentation, [172](#)
  - input encoding, 174, [175](#)
  - languages supported, 169
  - line breaks, 172, [173](#)
  - numbering lines, [172](#)
  - rules around listings, [173](#)
  - stripping comments, *see* comments, stripping from code
- computer display, page layout, 206
- Computer Modern (CM) font, [513](#)
  - L<sup>A</sup>T<sub>E</sub>X standard fonts, 353, 354, [355](#), [356](#), 357
  - Cyrillic alphabet, 570
  - old-style numerals, 381, 382, [383](#)
  - computer program style quoting, 153, [154](#), 155
  - `\ComputerMouse` (marvosym), [401](#)
  - Concrete font, 383, [384](#), 385, [514](#)
    - in math and text, [514](#)
  - Concurrent Versions System (CVS), 836
  - conditional code syntax, 819–824
  - conditional formatting, 872, [873–877](#)
  - `config` key/option
    - (caption), [314](#)
    - (jurabib), [741](#)
    - (subfig), [321](#)
  - `config.ps` file (dvips), 637
  - configuration files, *see also* `.cfg`
    - creating, 830–833, 835, 836
    - external, bibliographies, 741
  - `\cong`, 532, 893
    - Conny option (fncychap), 34
  - consistency, indexes, 666, 667
  - `contents` BibT<sub>E</sub>X field (BibT<sub>E</sub>X Mng), 789
  - `\contentsfinish` (titletoc), 58, 60, [61](#), [63](#), [64](#)
  - `\contentslabel` (titletoc), 60, [61](#), [64](#)
  - `\contentsline`, [49](#), [50](#), [51](#), [52](#)
    - (titletoc), 59, [61](#), [63](#)
  - `\contentsmargin` (titletoc), 60, 62, [63–65](#)
  - `\contentsname`, 34
    - (babel), 547
  - `\contentspage` (titletoc), 60, [61](#)
  - `\contentspush` (titletoc), [61](#)
  - `\contentsuse` (titletoc), [59](#)
    - continued fractions, math symbols, [490](#)
  - `\ContinuedFloat` (caption), [314](#), [315](#), [321](#)
  - continuous slope curves, 611, [612](#), 613
  - control structures
    - arithmetic calculations, [871](#), 872
    - conditional formatting, 872, [873–877](#)
    - convert program, 643
  - `\coprod`, 491, [536](#)
    - (mathptmx), unavailable with, 377
  - `\copyright`, 528
    - (textcomp), 458
  - `copyright` BibT<sub>E</sub>X field (BibT<sub>E</sub>X Mng), 789
  - copyright information, language definition files, 582
  - Cork (T1) font encoding, 337, *see also* T1 font encoding
  - `\cornersize` (fancybox), [596](#), [597](#)
  - `\cornersize*` (fancybox), [596](#)
  - `\cos`, [500](#), [506](#)
  - `\cosec` (babel), 564
  - `\cosh`, 500
  - `\cot`, 500
  - `\coth`, 500
  - counters
    - defining new, 851
    - description, 851
    - displaying, 852, [853](#), 854
    - document headings, 27, [33](#)

- counters (*cont.*)
  - footnotes, resetting per-page, 120, [121](#)
  - incrementing, [852](#)
  - list of, 851
  - modifying, [852](#)
  - naming, 842
  - setting, 851, 852
- countmax option (subfloat), 322
- courier key value (fancyvrb), 155, [167](#), [168](#)
- courier package, 370, 371
- Courier font, 374
- `\cov` (tlc), [488](#)
- cp1250 option (inputenc), 360
- cp1251 option (inputenc), 570
- cp1252 option (inputenc), [358](#), [360](#)
- cp1255 option (inputenc), 578
- cp1257 option (inputenc), 360
- cp437 option (inputenc), 359
- cp437de option (inputenc), 359
- cp850 option (inputenc), 359
- cp852 option (inputenc), 359
- cp855 option (inputenc), 570
- cp858 option (inputenc), 359
- cp862 option (inputenc), 578
- cp865 option (inputenc), 359
- cp866 option (inputenc), 570
- cp866av option (inputenc), 570
- cp866mav option (inputenc), 570
- cp866nav option (inputenc), 570
- cp866tat option (inputenc), 570
- `\cr`, 894, [898](#), 904
- `\crrc`, 904
- croatian option (babel), 543
- crop package, 212–214
- crop marks, 212, [213](#), [214](#)
- cropmarks option (tlc), 886, 887
- cross option (crop), [212](#), [214](#)
- cross-references, *see also* varioref package
  - as active links, 78
  - bibliographies, [732](#), [772](#), [773](#)
  - current page, [215](#)
  - customizing, 72, [73](#), 74, 75, [76](#)
  - definition, 66
  - displaying reference keys, [68](#)
  - doc package, 817, 818
  - errors, 894
  - indexes
    - creating, 651
    - verifying, 667
  - label formats, 71, [72](#), [73–75](#)
  - line numbers, 178, [179](#)
  - non-numerical, 76, [77](#)
  - numbers, forcing to upright Roman font, 467
  - page numbers, [215](#)
  - restricted characters, 66
- cross-references (*cont.*)
  - to a page number only, 69
  - to a range of objects, 70, [71](#)
  - to current page, 69
  - to external documents, 78
  - troubleshooting, 894
  - wrong references on floats, [67](#)
- crossref  $\LaTeX$  field, [690](#), 732, [765](#), [772](#), 780, 807
  - (biblist), 775
- crossref key/option (jurabib), [732](#)
- `\cs` (ltxdoc), 834
- `\csc`, 500
  - (tlc), [501](#)
- .csf file extension (bibtex8), 759
- `\csname`, [26](#), [933](#), 934
- `\Csub` (tlc), [31](#)
  - CTAN (Comprehensive  $\TeX$  Archive Network)
    - CD-ROM, 948, 949
    - contents, 948
    - ftp commands, 952–954
    - ftp servers, list of, 948
    - web access, 950
- `\ctg` (babel), 564
- `\cth` (babel), 564
  - ctt option (inputenc), 571
- `\Cube` (ifsym), [405](#)
  - culture, and typesetting, 542
- `\Cup` (amssymb), 530
- `\cup`, 530
  - curly option (natbib), [706](#)
- `\curlyeqprec` (amssymb), 532
- `\curlyeqsucc` (amssymb), 532
- `\curlyvee` (amssymb), 530
- `\curlyveedownarrow` (stmaryrd), 534
- `\curlyveeuparrow` (stmaryrd), 534
- `\curlywedge` (amssymb), 530
- `\curlywedgedownarrow` (stmaryrd), 534
- `\curlywedgeuparrow` (stmaryrd), 534
- currencies
  - € (euro symbol), [407–412](#)
  - symbols, [363](#), [412](#)
  - typesetting, [96–99](#)
- `\CurrentOption`, [879](#), [881](#), [886](#), [887](#)
- `\currentpage` (layouts), [200](#), [201](#), [203](#)
- `\currenttitle` (titleref), [77](#)
- `\Curve` (pspicture), [641](#)
- `\curve` (curves), 611, [612](#)
- `\curvearrowleft` (amssymb), 534
- `\curvearrowright` (amssymb), 534
- curves
  - Bèzier, *see* epic package; eepic package
  - Chaikin's, 610
  - continuous slope, 611, [612](#), 613
- curves package, 611
- custom-bib package, xxvii, 772, 789, 791, [798–804](#)

- makebst program, 705
  - `\CustomVerbatimCommand` (fancyvrb), 165, [167](#)
  - `\CustomVerbatimEnvironment` (fancyvrb), [165](#)
  - CVS (Concurrent Versions System), 836
  - Cyr env. (tlc), 416, [417](#)
  - Cyrillic, 569–571, [572](#), 573, 574
  - `\cyrillicencoding` (babel), 567, 568
  - `\cyrillictext` (babel), 568, [589](#)
  - czech option (babel), 543
- D**
- D syntax (dcolumn), 274, [275](#), [276](#), [561](#), [563](#)
  - `\d`, 452, 458
  - d syntax (tlc), [275](#)
  - `\dag`, 530
    - (textcomp), 458
  - `\dagger`, 530
  - `\daleth` (amssymb), 527
  - danish option (babel), 543
  - DANTE FAQ, 947
  - dash (–), *see* hyphen
  - `\dasharrow` (amssymb), 534
  - `\dashbox` (pspicture), 640
  - dashed lines
    - arydshin package, 267, [268](#)
    - `\dashline` command, 602, [603](#)
  - dashjoin env.
    - (eepic), 609
    - (epic), 604, [605](#), [606](#)
  - `\dashleftarrow` (amssymb), 534
  - `\dashlength` (picins), 304, [305](#)
  - `\dashline`
    - (eepic), 609
    - (epic), 602, [603](#), 604
  - `\dashlinedash` rigid length (arydshln), [268](#)
  - `\dashlinegap` rigid length (arydshln), [268](#)
  - `\dashlinestretch` (epic), [603](#), 604
  - `\dashrightarrow` (amssymb), 534
  - `\dashv`, 535
  - data flow,  $\LaTeX$ , 9
  - database format, bibliographies
    - abbreviations, creating, 769, 770
    - abbreviations, defaults, 771
    - accents, 768, 769
    - case sensitivity, 762
    - comment character, 761
    - cross-references, 772, 773
    - data, defined, 761
    - entry types, 761–764
    - fields, 762–765
    - ignored fields, 762
    - keys
      - case sensitivity, 762
      - definition, 761
    - names, specifying, 766–768
  - database format, bibliographies (*cont.*)
    - optional fields, 762, 763
    - preamble, 771, 772
    - required fields, 762, 763
    - separator character, 761
    - sort order, 764
    - spaces, 761
    - special characters, 768, 769
    - strings, creating, 769, 770
    - strings, defaults, 771
    - titles, 768
  - database management tools, bibliographies
    - aux2bib, 775
    - bib2html, 776, [777](#)
    - bibclean, 777
    - bibextract, 777, 778
    - bibkey, 775
    - biblist, 774, [775](#)
    - BibTexMng, 789
    - bibttool, 778–783
    - bibttools, 775–783
    - capitalization rules, 786
    - citations, exporting, 776
    - citefind, 778
    - citetags, 778
    - command line tools, 775–783, 786
    - duplicate keys, removing, 780, 787
    - entries
      - editing, 784
      - extracting, 777, 778, 781, 782
      - searching by strings, 775, 777, 778
    - error messages, color, 785
    - graphical front end, 784–787
    - HTML files, creating, 776, [777](#), 789
    - Internet resources, 774
    - Java database manager, 787–789
    - JBibtexManager, 787–789
    - keys
      - adding to bibliography listing, [778](#)
      - extracting, 778
      - generating, 782, 783
      - removing duplicates, 780, 787
      - searching by strings, 775
    - lexical analyzer, 777
    - looktex, 775
    - makebib, 776
    - merging, 779, 780
    - normalizing, 780, 781, 786
    - online resources, 774
    - portable files, creating, 775
    - pretty-printing, 777, 779, 780
    - printbib, [776](#)
    - printing, 774, [775](#), [776](#), 777
    - pybliographer, 784–787
    - rewriting, 780, 781



- database management tools, bibliographies (*cont.*)
  - searching, 775, 777, 778, 784, [785](#), 787
  - showtags, 778
  - sorting, 779, 780
  - strings
    - searching all entries for, 775, 777, 778
    - searching keys for, 775
  - Windows database manager, 789
- `\date`, [838](#), 907
- `\date<language>` (babel), 579, 587
- dates, in multilingual documents, [558](#), [559](#)
- `\datesdmy` (babel), [559](#)
- `\datesymd` (babel), [559](#)
- `\DavidStar` (bbding), [403](#)
- `\DavidStarSolid` (bbding), [403](#)
- `\dbinom` (amsmath), [493](#)
- .dbj file extension (custom-bib), 799, 803, [804](#)
- dbk option (inputenc), 571
- `\dblfigrule`, 285
- `\dblfloatpagefraction`, 285
- `\dblfloatsep` length, 285
- `\dbltextfloatsep` length, 285
- `\dbltopfraction`, 285
- dbltopnumber counter, 284
- DC fonts, 353
- dcolumn package, 274–276
- dcu BBL<sub>TeX</sub> style (harvard), 700
- `\ddag`, 530
  - (textcomp), 458
- `\ddagger`, 530
- `\dddots` (amsmath), [494](#), 529
- `\ddot` (amsmath), [494](#), 529
- `\ddot`, [494](#), 529, [591](#)
- `\ddots`, [487](#), 536
- debugging messages, indexes, 675
- debugshow option (tracefmt), 368
- `\decaheterov` (hetarom), [613](#)
- decimal data, aligning in tables, [272](#), 274, [275](#), [276](#)
- `\decimalcomma` (babel), [558](#)
- `\decimalpoint` (babel), [558](#)
- `\decimalsep` (babel), [561](#), [563](#)
- declarations vs. high-level font commands, 344, [345](#)
- `\declare@shorthand` (babel), [591](#)
- `\DeclareCaptionFormat` (caption), 314
- `\DeclareCaptionJustification` (caption), 311, 314
- `\DeclareCaptionLabelFormat` (caption), [310](#), [313](#), [314](#)
- `\DeclareCaptionLabelSeparator` (caption), [310](#), [311](#), [314](#)
- `\DeclareCaptionListOfFormat` (subfig), 320
- `\DeclareCaptionStyle` (caption), [312](#), [313](#), 314
- `\DeclareDirectory` (docstrip), [831](#), [832](#), 914
- `\DeclareEncodingSubset` (textcomp), [368](#)
- `\DeclareErrorFont`, 911
- `\DeclareFixedFont`, [417](#), 418
- `\DeclareFontEncoding`, 416, [430](#), 431, 439, [450](#)
  - error using, 898, 920
  - warning using, 927
- `\DeclareFontEncodingDefaults`
  - warning using, 926
- `\DeclareFontFamily`, [403](#), [421](#), 426, [427](#), [429](#), [431](#), 432, [433](#), [437](#), [438](#), 439
- `\DeclareFontShape`, [403](#), 420, [421–423](#), [424](#), [425](#), 426, 427, [428](#), [429](#), [431](#), 432, [433](#), [437](#), [438](#), 439
  - error using, 900, 901, 906, 912
  - whitespace in, 422
- `\DeclareFontSubstitution`, [450](#)
  - error using, 911
- `\DeclareGraphicsExtensions`
  - (graphics), [624](#), [625](#)
  - (graphicx), 624
- `\DeclareGraphicsRule`
  - (graphics), 620, [625](#), [626](#), 627
  - error using, 896
  - (graphicx), 627
  - error using, 896
- `\DeclareInputMath` (inputenc), [443](#), [444](#), 447
- `\DeclareInputText` (inputenc), [443](#), [444](#), [445](#), 447
- `\DeclareMathAccent`, [399](#), 435
  - error using, 927
  - warning using, 927
- `\DeclareMathAlphabet`, [350](#), [351](#), [352](#), 353, 436, 439, [509](#)
  - warning using, 926, 927
  - when not to use, 435
- `\DeclareMathDelimiter`, 435
- `\DeclareMathOperator`
  - (amsmath), [488](#), [489](#), 500, [501](#)
  - (amsopn), 466
- `\DeclareMathOperator*` (amsmath), [501](#)
- `\DeclareMathRadical`, 435
- `\DeclareMathSizes`, 415, [432](#)
- `\DeclareMathSymbol`, 350, [434](#), [435](#), 436, 439, [528](#)
  - error using, 910
  - warning using, 921
- `\DeclareMathVersion`, [436](#), 439
  - warning using, 927
- `\DeclareNewFootnote` (manyfoot), 122, [123–125](#)
- `\DeclareOption`, [879](#), [880](#), 881, 882, [886](#), [887](#)
- `\DeclareOption*`, [879](#), [881](#), 882, [886](#), [887](#)
  - ignores global options, 882
- `\declarepostamble` (docstrip), 830
- `\declarepreamble` (docstrip), 830
- `\DeclareRobustCommand`, 847
- `\DeclareRobustCommand*`, 847
- `\DeclareSymbolFont`, [433](#), 434, 435, [436](#), 439
  - warning using, 927
- `\DeclareSymbolFontAlphabet`, 351, [435](#), 439
  - warning using, 927
- `\DeclareTextAccent`, 450, [451](#)
- `\DeclareTextAccentDefault`, [453](#), 454

- `\DeclareTextCommand`, [452](#)
- `\DeclareTextCommandDefault`, [366](#), [453](#), [454](#)
- `\DeclareTextComposite`, [451](#)
- `\DeclareTextCompositeCommand`, [451](#), [452](#)
- `\DeclareTextSymbol`, [450](#), [451](#), [453](#)
- `\DeclareTextSymbolDefault`, [365](#), [453](#), [454](#)
- `\DeclareUnicodeCharacter` (inputenc), [444](#), [447](#), [913](#)
- `\DeclareUrlCommand` (url), [95](#), [96](#)
- decmulti option (inputenc), [360](#)
- decorative
  - arrows, [490](#)
  - initials, [395](#), [396](#)
  - letters, at start of paragraph, *see* drop caps
  - math symbols, [495](#)
- `\def`, [140](#), [846](#), [909](#), [913](#)
  - in TeX error message, [891](#)
- .def file extension, [7](#), [8](#), [448](#)
  - (graphics), [614](#)
  - (inputenc), [446](#)
- default key value (caption), [309](#), [310](#), [313](#)
- default.type B<sup>E</sup>T<sub>E</sub>X entry type, [806](#)
- `\defaultaddspace` rigid length (booktabs), [271](#)
- `\defaultbibliography` (bibunits), [750](#)
- `\defaultbibliographystyle` (bibunits), [750](#)
- `\DefaultFindent` (lettrine), [101](#)
- `\defaultthyphenchar`, [427](#)
- `\DefaultLhang` (lettrine), [101](#)
- `\DefaultLines` (lettrine), [100](#)
- `\DefaultLoversize` (lettrine), [101](#)
- `\DefaultLraise` (lettrine), [101](#)
- `\DefaultNindent` (lettrine), [101](#)
- `\DefaultSlope` (lettrine), [101](#)
- `\defcitealias` (natbib), [703](#)
- define-alphabet function (xindy), [678](#)
- define-attributes function (xindy), [678](#), [679](#)
- define-letter-group function (xindy), [677](#)
- define-location-class function (xindy), [677](#), [678](#)
- defineactive key (fancyvrb), [162](#)
- `\DefineFNsymbols` (footmisc), [116](#), [117](#)
- `\defineshorthand` (babel), [548](#)
- `\DefineShortVerb` (fancyvrb), [167](#), [168](#)
- `\DEFIvec` (tlc), [846](#), [847](#)
- defn env. (tlc), [140](#)
- `\deg`, [500](#)
- delarray package, [489](#), [490](#)
- `\deletabarwidth` rigid length (changebar), [190](#)
- `\DeleteShortVerb`
  - (doc), [816](#), [821](#), [834](#)
  - (shortvrb), [152](#)
- delim\_0 keyword (makeindex), [661](#), [664](#)
- delim\_1 keyword (makeindex), [661](#), [664](#)
- delim\_2 keyword (makeindex), [661](#), [664](#)
- delim\_n keyword (makeindex), [661](#)
- delim\_r keyword (makeindex), [661](#)
- delimiters, math symbols, [490–497](#), [498](#), [499](#), [504](#)
- `\delimitershortfall`, [392](#)
- `\Delta`, [392](#), [490](#), [499](#), [527](#)
- `\delta`, [497](#), [527](#)
- denag package, [592](#)
- `\Denarius` (marvosym), [412](#)
  - depth, *see* space parameters
- `\depth`, [861](#), [862](#)
  - (graphics), [630](#)
  - depth key (graphicx), [619](#)
  - depth syntax, [867](#), [868](#)
  - depth level, document headings, [27](#), [28](#)
- `\DescribeEnv` (doc), [815](#), [817](#), [821](#)
- `\DescribeMacro` (doc), [815](#), [817](#), [821](#)
- Description env. (tlc), [148](#), [149](#), [150](#), [151](#)
- description env., [131](#), [136](#), [138](#), [147](#), [148](#), [167](#), [600](#), [849](#)
- description lists
  - extensions, [136](#)
  - standard, [131](#)
  - user-defined, [147](#), [148–151](#)
- `\Descriptionlabel` (tlc), [148](#), [149](#), [150](#), [151](#)
- `\descriptionlabel`, [131](#), [138](#), [147](#), [148](#)
  - (paralist), [138](#)
- `\det`, [491](#), [500](#)
  - device drivers, [614](#)
  - device independent files, [7](#)
- `\dfrac` (amsmath), [493](#)
- .dfu file extension (inputenc), [447](#)
- `\DH`, [457](#)
- `\dh`, [458](#)
- `\diagdown` (amssymb), [528](#)
  - diagram package, [488](#), [965](#)
- `\diagup` (amssymb), [528](#)
- dialects, defining, [584](#), [585](#)
- `\Diamond` (latexsym), [464](#)
- `\diamond`, [495](#), [530](#)
- `\diamondsuit`, [528](#)
- dictionary type headers, [231](#), [232](#)
- `\digamma` (amssymb), [527](#)
  - Digital Object Identifier (DOI), [710](#)
- `\dim`, [500](#)
- `\dimen`, [934](#)
- `\dimen73` rigid length, [934](#)
- `\ding` (pifont), [128](#), [130](#), [131](#), [378](#), [380](#)
  - dingautolist env. (pifont), [131](#), [380](#)
  - dingbat package, [400](#), [401](#)
  - dingbat.mf file (dingbat), [400](#)
- `\dingfill` (pifont), [380](#), [381](#)
- `\dingline` (pifont), [380](#), [381](#)
- `\dinglist` env. (pifont), [379](#)
- directivestyle key (listings), [170](#)
- directory names, typesetting, [93–95](#), [96](#)
- `\DisableCrossrefs` (doc), [817](#), [818](#), [821](#)
- `\discretionary`, [173](#), [942](#)
- display key (titlesec), [38](#), [39–41](#), [42](#)
- display languages, [634](#), *see also* PDF; PostScript; SVG

- display-type document headings, 27, 28
- `\displaybreak` (amsmath), 480, 481
  - error using, 897
- `\displaycaps` (tlc), 92
- displaying formatted pages, *see* display languages
- `\displaylimits`, 492
- `\displaymath` option (lineno), 178
- `\displaystyle`, 85, 432, 494, 502, 503
  - (resize), 84
- `\disretionary`, 902
- dissertation year in bibliographies, 742
- `\dissyear` BibTeX field (jurabib), 742
- `\div`, 530
- `DIVn` option (typearea), 204
- `DIV7` option (typearea), 204
- `DIVcalc` option (typearea), 203, 204, 205
- `DIVclassic` option (typearea), 204
- `\divide`, 872
- `\divideontimes` (amssymb), 530
- `\DJ`, 457
- `\dj`, 458
- doc package, 152, 583, 813–824, 834
- doc.dtx file (doc), 814, 827
- doc.sty file (doc), 827
- `\docdate` (doc), 823
- `\DocInclude` (ltxdoc), 835
- `\DocInput` (doc), 818, 820, 821, 835
- docstrip package, 22, 824–834, 975, 977
  - error using, 889, 914
- docstrip.cfg file (docstrip), 830, 831, 914
- `\DocstyleParms` (doc), 823
- document env., 13, 16, 18, 879, 883
  - checking the font set-up, 439
  - error using, 896, 914
  - problems using, 919
- document option (ragged2e), 105, 106, 394
- document class
  - $\mathcal{M}\mathcal{S}\text{-}\mathcal{L}\mathcal{A}\mathcal{T}\mathcal{E}\mathcal{X}$ , 467
  - definition, 15
  - modifying, 18
  - name, 16
  - standard, *see* article; book; report
- document headings, *see also* titlesec package
  - alignment, 37
  - alphabetical, 25
  - and layout definitions, 32
  - at page bottom, 40
  - bibliographic citations in, 697
  - breaking before, 42
  - conditional layouts, 43, 44
  - counter, advancing, 33
  - formatting, 27–33
    - box around number, 26
    - complex headings, 32
    - depth level, 27, 28
- document headings (*cont.*)
  - display format, 27, 28
  - fancy headings, 34, 35
  - formatting numbers, 37
  - heading counter, 27
  - hyphenation, 31
  - indentation, after heading, 32, 40
  - indentation, of the heading, 28, 39
  - indentation, suppressing, 32, 39
  - justification, 31
  - label format, 38
  - leaders, 41, 42
  - line breaks, 31
  - predefined layouts, 34, 35
  - predefined text, 34
  - redefinition, 32, 33
  - rules, 41, 42
  - run-in format, 27, 29, 30
  - shape, 38
  - space after, 28
  - space before, 28
  - text style, 28, 30, 31, 37
  - unusual layouts, 41
- hierarchy, changing, 44, 45
- line breaks, 31
- mottos (quotations), on chapters, 35, 36
- nesting, 24
- numbering, 24, 25–27
  - Arabic numbers, 25
  - capital letters, 25
  - formatting numbers, 37
  - referencing subsections, 25, 26
  - suppressing numbers, 22, 23, 24
- spacing
  - above/below, 39, 43
  - after, 28
  - before, 28
  - consecutive headings, 40
  - font size and, 40
  - in front of, 28
  - label and title text, 38
  - left margin, 39
  - right margin, 40
  - tools for, 40
  - vertical, 37
- splitting, 23
- suppressing, 201
- title width, measuring, 41
- document preamble, *see* preamble
- documentation class (ltxdoc)
  - commands, 834
  - configuration files, creating, 835, 836
  - description, 834
  - extensions, 834
  - formatting options, 835, 836

- documentation commands, list of, 820–824
- documentation driver, 583, 814, **818**
- documentation tools
  - automatic indexing, disabling, 817, 836
  - change history, creating, 817, 836
  - commands, list of, 820–824
  - comment characters, 814
  - comments, stripping from source file, 824–834
  - conditional code syntax, 819–824
  - cross-references, 817, 818
  - CVS, 836
  - description, 814
  - documentation class (ltxdoc), 834–836
  - documentation commands, list of, 820–824
  - driver files
    - creating, 818
    - including in conditional code, 820
  - environment descriptions, creating, 815, 816
  - formatting commands, list of, 820–824
  - history commands, list of, 820–824
  - including files, 835
  - index commands, list of, 820–824
  - index entries, creating automatically, 817, 836
  - input commands, list of, 824
  - keys
    - extracting RCS information, **837**, 838–983
    - parsing `$Id$` keyword, 838, **839**
  - layout parameters, list of, 820–824
  - macro descriptions, creating, 815, 816
  - parts, creating, 816, 835
  - preamble commands, list of, 820–824
  - RCS, 836
  - rCS package, **837**, 838–983
  - rCSinfo package, 838, **839**
  - software release control, 836
  - source control, 836, **837**, 838, **839**
  - spaces, 815
  - syntax, 814, 815
  - syntax diagrams, creating, 834
  - typesetting parameters, list of, 820–824
  - verbatim text delimiters
    - defining, 816
    - syntax, 815
  - version control, 836, **837**, 838, **839**
- documentation, finding, 954, 955
- `\documentclass`, 13, **15**, **16**, **18**, **19**, 20, **877**, 878, 882
  - error using, 912
  - global options, 17, 543, 544
  - release information, **878**
  - warning using, 930, 931
- documents
  - backward compatibility, 463, 464
  - displaying, *see* display languages
  - last page, referencing, 216, **226**
  - reformatting, piecewise, 18–20
- documents (*cont.*)
  - sections, 22, 23
  - source files, *see* source files
  - too large for single run, *see* source files, splitting
  - version control, 21, 22
  - versions, selecting for printing, **21**, 22
- `\documentstyle`, 463
  - error using, 912
- doi B<sub>B</sub>T<sub>E</sub>X field
  - (custom-bib), 802
  - (natbib), 710
  - DOI (Digital Object Identifier), 710
- `\dominilof` (minitoc), 56
- `\dominilot` (minitoc), 56
- `\dominitoc` (minitoc), 56
- `\DoNotIndex` (doc), 817, 822
- `\DontCheckModules` (doc), 821
- `\doparttoc` (minitoc), 57
- `\dosecttoc` (minitoc), 57, **58**
- `\dot`, **494**, 529
  - `dotafter` key/option (jurabib), 728, **738**
- `\Doteq` (amssymb), 532
- `\doteq`, 532
- `\doteqdot` (amssymb), 532
- `\dotfill`, 380, 664, **856**, **857**
- `dotinlabels` option (titletoc), **60**, **61**
- `\dotplus` (amssymb), 530
- `\dots`, **81**, 458, 496
  - (amsmath), **492**, **496**, 497
  - (ellipsis), **82**
  - `dots` option (euro), **97**
  - `\dotsb` (amsmath), **490**, **496**, 497
  - `\dotsc` (amsmath), **496**, 497
  - `\dotsi` (amsmath), **496**, 497
  - `\dotsm` (amsmath), **496**, 497
  - `\dotso` (amsmath), 496
  - `dotted` option (minitoc), 56
  - dotted lines, **602**
  - `dottedjoin` env.
    - (epic), 609
    - (epic), **604**, **605**
  - `\dottedline`
    - (epic), 609
    - (epic), **602**, 604
  - `dotter` accents, **494**, **495**
  - double boxes, **597**
  - double quote ("), shorthand character, 551–553
  - double rules (graphic lines), 269
  - `\doublebox` (fancybox), **597**
  - `\doublecap` (amssymb), 530
  - `\doublecup` (amssymb), 530
  - `\DoublePerCent` (docstrip), **833**
  - `\doublerulesep` rigid length, **243**, 271
  - `\doublerulesepcolor` (colortbl), 265
  - `double`space env. (setspace), **107**

- `\doublespacing` (setspace), 107
  - `\Downarrow`, 498, 534
  - `\downarrow`, 489, 498, 534
  - `\downdownarrows` (amssymb), 534
  - `\downharpoonright` (amssymb), 534
  - draft key (graphicx), 620
  - draft option, 939
    - (graphics), 614, 615
    - (graphicx), 614
    - (showkeys), 68
    - (varioref), 73
  - draft mode, 614, 615
  - `\drawdimensionsfalse` (layouts), 201
  - `\drawdimensionstrue` (layouts), 202
  - drawing
    - arcs, 610
    - circles, 610
    - ellipses, 610
    - lines, 603, 604, 610, *see also* epic package; eepic package
    - paths, 610
    - vectors, *see* epic package; eepic package
  - drawjoin env.
    - (eepic), 609
    - (epic), 604, 605
  - `\drawline`
    - (eepic), 609, 610, 611
    - (epic), 603, 604, 611
  - `\drawlinestretch` (epic), 604
  - `\drawwith` (ecltree), 612
  - driver files
    - creating, 818
    - including in conditional code, 820
  - drop key (titlesec), 38, 39, 41
  - drop caps, 99, 100, 101
  - .dtx file extension, 8
    - (doc), 6
    - (ltxdoc), 835
  - duplicate option (chapterbib), 748
  - `duplicate$`  $\TeX$  built-in function, 808
  - dutch option (babel), 543, 552, 553, 585
  - .dvi file extension, 7, 8, 9, 327, 593, 660
  - dvi2ps option (graphics), 615
  - dvi2ps program, 615
  - dvi2svg program, 645, 646
  - dvia1w option (graphics), 615
  - dvia1w program, 615
  - dvilaser option (graphics), 615
  - dvilaser/PS program, 615
  - dvipdf option (graphics), 615
  - dvipdf program, 615
  - dvipdfm key/option (geometry), 210
  - dvipdfm program, 643
  - dvips key/option (geometry), 210
    - dvips option
      - (changebar), 189
      - (crop), 213
      - (graphics), 614, 615, 913
    - dvips program, 189, 420, 614, 615, 637–639, 646, 969
    - dvips.def file (graphics), 614
    - dvipsnames package, 191
    - dvipsone option (graphics), 615
    - dvipsone program, 614, 615
    - dvitoln03 option (changebar), 189, 190
    - dvitops option
      - (changebar), 189
      - (graphics), 615
    - dvitops program, 615
    - dviwin option (graphics), 615
    - dviwin program, 615
    - dviwindo option (graphics), 615
    - dviwindo program, 615
    - dynamic key value (jurabib), 718, 732
- ## E
- E syntax (fancyhdr), 225, 226–230
  - e-mail addresses, typesetting, 93–95, 96
  - E . font encoding, 430
  - EC (European Computer Modern) fonts, 353, 354, 355, 356
  - `\ecaption` (tlc), 54, 55
  - ecltree package, 612
  - eco option (euro), 97
  - eco package, 63, 64, 383
  - `\edef`, 131
    - problems using, 892
  - edition  $\TeX$  field, 717, 763, 765
  - edition information, bibliographies, 742
  - editor  $\TeX$  field, 690, 732, 742, 763, 764, 765, 766, 767
  - editor information, bibliographies, 742
  - `\editorname` (jurabib), 734
  - `editortype`  $\TeX$  field (jurabib), 742
  - eepic package, 603, 607–611, 637, 638, *see also* epic package
  - eepicemu package, 611
  - `\efloatseparator` (endfloat), 290
  - `efxmpl.cfg` file (endfloat), 291
  - `\eg` (tlc), 80
  - `\ega` (tlc), 468
  - egrep program, 775
  - eid  $\TeX$  field
    - (custom-bib), 802
    - (natbib), 710
  - EID, bibliographies, 710
  - electronic publications, bibliographies, 710
  - `\e11`, 527
  - `\ellipse`
    - (eepicemu), 611
    - (eepic), 610

- `\ellipse*`
  - (`eepicemu`), 611
  - (`eepic`), 610
- ellipses
  - drawing, 610
  - filling, 610, 611
- ellipsis package, xxvii, 82, *see also* `lips` package
- ellipsis (...)
  - mathematical symbol, 496, 497
  - spacing, 81–83
- `\ellipsisgap` (`ellipsis`), 82
- `\ellipsispunctuation` (`ellipsis`), 82
- `\ELSE` (algorithmic), 168
- `\em`, 341, 342, 344
  - using small caps, 342
  - (`ulem`), 87
- emacs program, 787, 946, 976
- `\email` (`tlc`), 95, 96
- `\emdash`, 448
  - `emdash` option (`euro`), 97
- `\emergencystretch` rigid length, 102, 103, 929, 941
- `\eminnershape` (`fixltx2e`), 342
- `\emph`, 167, 341, 342, 344, 345, 849
  - error using, 908
  - (`ulem`), 87
  - (`yfonts`), 394
- `emph` key (`listings`), 171
- emphasizing fonts, 341
- `emphstyle` key (`listings`), 171
- empty key value
  - (`caption`), 310
  - (`subfig`), 320
- empty page style, 222
  - producing unwanted page number, 222
- empty lines, equations, 481
- empty size function, 423
- `empty$` `BBTeX` built-in function, 808, 809–812
- `\emptyset`, 528
- emTeX program, 614, 615
- `emtex` option
  - (`changebar`), 189, 190
  - (`graphics`), 615
- `\EnableCrossrefs` (`doc`), 817, 821, 836
- `encap` keyword (`makeindex`), 660
- `encap_infix` keyword (`makeindex`), 661
- `encap_prefix` keyword (`makeindex`), 661
- `encap_suffix` keyword (`makeindex`), 661
- `\encapchar` (`doc`), 822
- encapsulating page numbers, indexes, 652, 671, 672
- encapsulation, image files, 627, 628
- `\enclname` (`babel`), 547
- encoding
  - accented characters, 357, 358, 359–361
  - definition files, 7
  - font commands, low level, 415, 417
  - encoding (*cont.*)
    - input, 329, 330, 357, 358, 359–361, 443–447
    - languages and fonts, 567, 577
      - Cyrillic alphabet, 569–573
      - description, 336, 337
      - Greek alphabet, 574, 576
      - Hebrew alphabet, 576–578
      - language options, 566–568
      - OT1 extensions, 566
      - T1 extensions, 566
      - T2A encoding, 571
      - T2B encoding, 573
      - T2C encoding, 573
    - $\LaTeX$ , 329, 330, 336, 440–442
    - LICR objects, 442, 443
      - list of, 455–463
    - math input, 445–447
      - OT1, 337
    - output, 330, 361, 362, 447–463
    - Pi fonts, 378, 379–381
    - PostScript, 388, 389, 390
    - schemes, declaring, 430
    - selecting, 361, 362
    - single-byte characters, 359, 360
    - T1 (Cork), 337, 353
    - $\TeX$ , 353
    - text input, 445–447
    - text symbols
      - Pi fonts, 378, 379–381
      - PostScript, 388, 389, 390
      - TS1, 362, 363–368
      - Zapf Dingbats, 378–380
    - TS1, 362, 363–368
    - UTF8 support, 360, 361, 447
    - Zapf Dingbats, 378–380
- `\encodingdefault`, 346, 347, 417, 418
- `\End` (`tlc`), 489
- `\end`, in  $\TeX$  error message, 908, 914, 921
  - `endash` option (`euro`), 97
- `\endbatchfile` (`docstrip`), 826
- `\endcsname`, 26, 905, 933, 934
- `\endfirsthead` (`longtable`), 260, 262
- `endfloat` package, xxvii, 289–291
  - combined with `rotating`, 291
- `endfloat.cfg` file (`endfloat`), 291
- `\endfoot` (`longtable`), 260, 262
- `\endgraf`, 897
- `\endgroup`, 504, 896, 906
  - error using, 898, 899
- `\endhead` (`longtable`), 260, 262
- `\ENDIF` (algorithmic), 168
- `\endinput`, 827, 900
- `\endlastfoot` (`longtable`), 260, 262
- `\endnote` (`endnotes`), 125, 126
  - `endnote` counter (`endnotes`), 125, 126

- endnote key value (jurabib), 728
- endnote citations, bibliographies, 726, 727, [728](#)
- `\endnotemark` (endnotes), [125](#), [126](#)
- endnotes, [125](#), [126](#), *see also* footnotes; marginal notes
- endnotes package, xxvii, [125](#), [126](#)
- `\endnotetext` (endnotes), 125
- `\endpostamble` (docstrip), 829, 830
- `\endpreamble` (docstrip), 829, 830
- `\eng` (babel), [562](#)
- english option (babel), 543, [545](#), [546](#), [548–550](#), [552](#), [734](#)
- enjobib.lfd file (jurabib), 733
- `\enlargethispage`, [234](#), 930
  - error using, 908, 910
- `\enlargethispage*`, [234](#), [235](#)
- `\noteformat` (endnotes), [126](#)
- `\noteheading` (endnotes), 126
- `\notesize` (endnotes), [126](#)
- `\enskip`, 508
- `\enspace`, [37](#), [856](#)
- `\ensuremath`, [446](#), [844](#), [845](#), [846](#), [932](#)
- .ent file extension (endnotes), 125
- ENTRY BibTeX command, 805, 806, [807](#), 810
- entry types, bibliography database, 761–764
- entry variables, bibliographies, 805
- `enumerate` env., [129](#), [130](#), [131](#), 132, [134](#), [135](#), 600
  - cross-reference to, 66
  - error using, 911
  - style parameters, 130
    - (enumerate), 134
    - (paralist), 134
- enumerate package, 134
- enumerated lists
  - default settings, 136, [137](#), 138
  - extensions, [132–135](#)
  - indentation, [137](#)
  - standard, [129–131](#)
  - user-defined, [151](#)
- enumi counter, [129](#), [130](#), [131](#), 851
- enumii counter, [129](#), [130](#), 851
- enumiii counter, [130](#), 851
- enumiv counter, [130](#), 851
- environment env. (doc), [815](#), [816](#), 821, 824
- environments
  - abbreviations, 468
  - defining new, 847, [848–850](#)
  - descriptions, creating, 815, 816
  - displaying as mini-pages, 477, [478](#), [479](#)
  - documenting, *see* documentation tools
  - naming, 842, 843
  - redefining existing, 847–850
- epic package, [600–607](#), 609, 611, 612, *see also* eepic package
- `\EPS` (tlc), [843](#), [844](#)
- .eps file extension, 8, 625, 626, 896
- .eps.gz file extension, 626
- `\epsilon`, 527
- `\eqcirc` (amssymb), 532
- `\eqnarray` env., [470](#), 600
  - error using, 898, 911
  - wrong spacing, [470](#)
- `\eqnarray*` env., [470](#), 600
- `\eqref` (amsmath), [70](#), [482](#), [485](#)
- `\eqsim` (amssymb), 532
- `\eqslantgtr` (amssymb), 532
- `\eqslantless` (amssymb), 532
- `\equal` (ifthen), [72](#), [73](#), [232](#), [873](#), [874](#), [877](#)
- equality and order, math symbols, [532](#)
- equality and order—negated, math symbols, [532](#)
- equals sign (=), shorthand character, [557](#)
- equation counter, [851](#), [854](#)
  - (amsmath), 482, 484
- equation env., [14](#)
  - cross-reference to, 66
  - spacing problems around, [481](#)
    - (amsmath), [469–471](#), 473, 484
    - error using, 895
- `equation*` env. (amsmath), [469](#), [471](#), 473, [478](#)
- equations, *see also* math fonts; math symbols
  - aligning, [469](#)
  - amsmath package vs. standard L<sup>A</sup>T<sub>E</sub>X, [470](#), [471](#)
  - as mini-pages, [477](#), [478](#), [479](#)
  - empty lines, [481](#)
  - groups with alignment, [475](#)
  - groups without alignment, 474, [475](#)
  - interrupting displays, [479](#)
  - labels, *see* numbering, equations; tags
  - multiple alignments, 475, [476](#), [477](#)
  - numbering, *see also* tags
    - resetting the counter, 485
    - subordinate sequences, 484, [485](#)
  - on multiple lines, no alignment, 471, [472](#)
  - on multiple lines, with alignment, [473](#), [474](#)
  - on one line, [471](#)
  - page breaks, 479–481
  - tags, [469](#), *see also* numbering, equations
    - definition, 468
    - numbering equations, [482](#)
    - placement, [483](#), [484](#)
    - vertical space, 479, [480](#), 481
- `\equiv`, [475](#), [493](#), 532
- `\eqvref` (tlc), [70](#)
- error messages, *see* messages, error; troubleshooting
- `errorcontextlines` counter, 892
- `errorshow` option
  - (multicol), 188
  - (tracefmt), 368
- escape keyword (makeindex), 660
- escape characters, [161](#)
- `\Esper` (babel), 559
- `\esper` (babel), 559

- esperanto option (babel), 543, [556](#), [558](#)
- \esssup (tlc), 466, [501](#)
- estonian option (babel), 543
- \eta, 527
- \etc
  - (tlc), [80](#)
  - (yfonts), [395](#), [396](#)
- \eth (amssymb), 527
- ethiop package, 592
- Ethiopian, 592
- eucal option (mathscr), [397](#)
- eucal package, 396, 467
- \EuFrak (eufrak), 396
- eufrak package, 396, 397, 398, 467
- euler package, 397, 398
  - wrong digits, 398
- Euler font, 396, [397-399](#), 467, [514](#)
- Euler Fraktur font, 467, [509](#)
- euler-digits option (eulerm), [398](#), [399](#), [515](#)
- euler-hat-accent option (eulerm), [399](#)
- eulerm package, 397-399, 435, 515
- \EUR
  - (europs), [411](#)
  - (eurosym), [409](#)
  - (marvosym), [412](#)
- \EURcf (marvosym), [412](#)
- \EURcr (europs), 411
- \EURdig (marvosym), [412](#)
- \EURhv
  - (europs), 411
  - (marvosym), [412](#)
- \EURO (euro), [96](#), [97-99](#)
- \euro
  - (eurosans), [98](#), [99](#), [410](#)
  - (eurosym), [408](#), 409
  - (tlc), [410](#)
- euro option (textcomp), 362, [387](#), 388
- euro package, xxvi, [96-99](#)
  - combined with color, 99
- euro currency, typesetting, [96-99](#)
- euro symbol (€), [407-412](#)
- euro.cfg file (euro), 97
- \EUROADD (euro), [97](#), [98](#)
- \EUROfc (europs), 411
- \EUROFORMAT (euro), [98](#), [99](#)
- European Computer Modern (EC) fonts, 353, 354, [355](#), [356](#)
- European Modern fonts, 355
- europs package, 411
- eurosans package, 98, 99, [410](#), [411](#)
- \EUROSYM (euro), [97](#), [98](#), [99](#)
- eurosym package, 408, 409
- \EURtm
  - (europs), 411
  - (marvosym), [412](#)
- \EuScript (eucal), 396
- even key value (titlesec), [43](#)
- even keyword (makeindex), 657
- \evensidemargin rigid length, [194](#), [196](#), [199](#), 887
- \everypar, 255
- EX env. (tlc), [852](#)
- exa env. (tlc), [139](#), [142](#)
- example env. (tlc), [163](#)
- examples, this book, 14, 162, 960, *see also specific examples*
- exception dictionary errors, 917
- exclamation mark (!), shorthand character, [554](#)
- \excludeonly (excludeonly), [20](#)
- excludeonly package, 19, 20
- excluding files, 20, *see also including files*
- EXECUTE BIBTEX command, [806](#), [807](#)
- \ExecuteOptions, 614, [879](#), [881](#)
- executive option (crop), 213
- executivepaper key/option (geometry), 206
- executivepaper option, 195
  - (typearea), 204
- \exists, 528
- \exp, 500
- expand.macros function (bibtool), [781](#)
- \expandafter, [933](#)
- expert option (fourier), 393
- \ExplainOptions (optional), 21
- exporting citations, 776
- exscale option (ccfonts), 385
- exscale package, 85, 368
  - combined with relsize, 84
  - provided by amsmath, 504
  - provided by ccfonts, 385
  - provided by eulerm, 398
  - provided by mathpazo, 378
  - provided by mathptmx, 377
- ext key (graphicx), 620
- \ext@figure, 52, [54](#)
- \ext@table, 52, [53](#), [54](#)
- extendedchars key (listings), [174](#), [175](#)
- extensions supported, bibliographies, 802, 803
- external documents, cross-references to, 78
- \externaldocument (xr), 78
- extra option (tipa), 405
- \extracolsep, [246](#), 273, [279](#), [280](#)
  - (array), 246
  - (longtable), [261](#)
- \extrafootnoterule (manyfoot), 124
- \extramarks (extramarks), [220](#), [221](#)
- extramarks package, xxvii, 218, [220](#), [221](#)
- \extrarowheight rigid length (array), [244](#), [245](#), [246](#), [268](#), 269
- \extrarulesep rigid length (tbls), 269
- \extras<language> (babel), 579, 588
- \extrarussian (babel), [589](#)
- \extratabsurround rigid length (array), [280](#), [281](#)



- `\eye` (dingbat), [401](#)
- `\EyesDollar` (marvosym), [412](#)
- EZ fonts, [356](#)
- F**
- F syntax (fancyhdr), [226](#), [227](#)
- `\FAIL` (tlc), [918](#)
- `\FAILa` (tlc), [915](#), [916](#)
- `\FAILb` (tlc), [915](#), [916](#)
- `\FAILc` (tlc), [915](#), [916](#)
- `\FAILd` (tlc), [915](#), [916](#)
- `\fakelistoffigures` (minitoc), [56](#)
- `\fakelistoftables` (minitoc), [56](#)
- `\faketableofcontents` (minitoc), [56](#), [58](#)
- `\fallingdotseq` (amssymb), [532](#)
- false key value
  - (caption), [309](#), [311](#)
  - (fancyvrb), [160](#)
  - (geometry), [207](#)
  - (jurabib), [724](#)
  - (listings), [171](#), [172](#), [173](#)
  - (subfig), [318](#)
  - (titlesec), [43](#)
- false syntax, [875](#)
- families, font, *see* fonts, families
- `\familydefault`, [346](#), [347](#), [373](#), [417](#)
  - (yfonts), [394](#)
- fancy page style (fancyhdr), [221](#), [224](#), [225–233](#), [598](#), [839](#)
- fancybox package, [596–600](#)
- `\fancyfoot` (fancyhdr), [225](#), [226–230](#), [233](#)
- `\fancyfootoffset` (fancyhdr), [227](#)
- fancyhdr option (rcsinfo), [839](#)
- fancyhdr package, xxvii, [220](#), [224–232](#)
  - loaded by rcsinfo, [839](#)
- `\fancyhead` (fancyhdr), [225](#), [226–230](#), [233](#), [297](#)
- fancyheadings package, [224](#)
- `\fancyheadoffset` (fancyhdr), [227](#)
- `\fancyhf` (fancyhdr), [226](#), [227](#), [230–233](#)
- `\fancyhfoffset` (fancyhdr), [226](#), [227](#), [598](#)
- `\fancyoval` (fancybox), [596](#), [597](#)
- `\fancypage` (fancybox), [597](#), [598](#), [599](#)
- `\fancypagestyle` (fancyhdr), [230](#)
- `\fancyput` (fancybox), [599](#)
- `\fancyput*` (fancybox), [599](#)
- fancyref package, [76](#)
- `\FancyVerbFormatLine` (fancyvrb), [156](#), [157](#), [158](#)
- `FancyVerbLine` counter (fancyvrb), [157](#), [160](#)
- `\FancyVerbStartString` (fancyvrb), [162](#)
- `\FancyVerbStopString` (fancyvrb), [162](#)
- `\FancyVerbTab` (fancyvrb), [160](#), [161](#)
- fancyvrb package, [152](#), [153](#), [155–168](#), [169](#), [172–174](#)
  - combined with color, [158](#), [163](#)
- fancyvrb.cfg file (fancyvrb), [168](#)
- FAQ (Frequently Asked Questions), [947](#)
- farskip key/option (subfig), [317](#), [318](#)
- `\fatbslash` (stmaryrd), [530](#)
- `\fatsemi` (stmaryrd), [530](#)
- `\fatslash` (stmaryrd), [530](#)
- `\Faxmachine` (marvosym), [401](#)
- `\fbox`, [307](#), [491](#), [860](#), [861](#), [866](#), [869](#), [870](#)
- `\fboxrule` rigid length, [861](#), [869](#), [870](#), [872](#)
  - (boxedminipage), [595](#)
  - (fancybox), [597](#)
- `\fboxsep` rigid length, [158](#), [326](#), [861](#), [869](#), [870](#), [872](#)
  - (boxedminipage), [595](#)
  - (fancybox), [596–598](#)
- `\fcolorbox` (color), [265](#)
- fcolumn env. (tlc), [869](#)
- `\fcolwidth` rigid length (tlc), [872](#)
- .fd file extension, [7](#), [8](#), [355](#), [429](#), [431](#), [432](#), [433](#), [509](#), [923](#), [928](#), [1063](#)
  - defining, [437–439](#)
- .fdd file extension (ltxdoc), [835](#)
- `\FEMALE` (marvosym), [401](#)
- `\Female` (marvosym), [401](#)
- .fff file extension (endfloat), [291](#)
- `\fg` (babel), [552](#), [554](#)
- `\fi`, [902](#)
- field variables, bibliographies, [805](#)
- fields, bibliographies, [762–765](#), [810](#), [811](#)
- fighead option (endfloat), [290](#)
- figlist option (endfloat), [290](#)
- figure counter, [851](#)
- figure env., [47](#), [109](#), [291](#), [306](#), [307](#), [308](#), [309–311](#)
  - cross-reference to, [66](#), [67](#)
  - error using, [899](#), [902](#), [907](#)
  - floats to end of document, [289](#)
  - labels in, [67](#)
  - style parameters, [284–286](#)
  - warning using, [925](#)
  - (caption), [312](#), [313](#)
  - (float), [294](#), [295](#)
  - (multicol), not supported, [189](#)
  - (rotfloat), [298](#)
  - (subfig), [320](#)
- figure lists
  - in tables of contents, [48](#)
  - options, [290](#)
  - placing at end of document, [289–291](#)
- `figure*` env. (multicol), [189](#)
- `\figurename` (babel), [547](#)
- `\figureplace` (endfloat), [290](#)
- `\figuresection` (endfloat), [290](#)
- `figuresfirst` option (endfloat), [290](#)
- `figuresleft` option (rotating), [297](#)
- `figuresright` option (rotating), [297](#)
- figwindow env. (picinpar), [108](#), [109](#)
- `\filcenter`
  - (titlesec), [40](#), [44](#), [65](#)
  - (titletoc), [59](#)

- `\file` (docstrip), 826, 827, 830, 831
- file extension, image files
  - search order, 624, 625
  - specifying, 625
- file structure (classes and packages)
  - commands, 879, 883–885, 888
  - description, 877
  - identification part, 877–880
  - initial code part, 880
  - main code part, 883
  - minimal requirements (classes), 888
  - options
    - declaring, 880, 881
    - executing, 881, 882
    - package loading part, 882
- `filecontents` env., 20, 403, 606
  - error using, 904
  - warning using, 922, 923, 928, 931
- `filecontents*` env., 21, 171
  - warning using, 923, 931
- `\filedate` (doc), 823
- `\filename` (doc), 823
- files
  - $\LaTeX$  format, 7
  - $\TeX$  and  $\LaTeX$ , summary list, 8
  - $\TeX$  font metric, 7
  - auxiliary, 7, 8
  - bibliography style, 8
  - class, 6
  - document source, *see* source files
  - encoding definition, 7
  - font definition, 7
  - index, 7
  - input source, 6
  - internal, 7
  - language definition, 6
  - package, 6
  - plain text, 6
  - transcript, 7
- `\fileversion` (doc), 823
- `\filinmer` (titlesec), 40, 43
- `\fill` length, 261, 849, 856, 857, 858
- `\fillast`
  - (titlesec), 40
  - (titletoc), 59, 65
- `fillcolor` key (fancyvrb), 158
- `\filleft`
  - (titlesec), 40, 41, 43
  - (titletoc), 59
- filling circles, 610, 611
- filling material, *see* leaders
- `\filltype` (eepic), 610
- `\filouter` (titlesec), 40, 43
- `\filright`
  - (titlesec), 40, 42–44
  - (titletoc), 59, 60, 61, 63
- final option
  - (graphics), 615
  - (graphicx), 615
  - (showkeys), 68
  - (varioref), 73
- final mode, 615
- `finalcolumnbadness` counter (multicol), 186, 187
- `\Finale` (doc), 816, 817, 821
- `\finalhyphendemerits`, 849, 850
- `\finallinebreak` (tlc), 102
  - findent key (lettrine), 101
  - finnish option (babel), 543
- `\Finv` (amssymb), 527
- `\Fire` (ifsym), 405
  - first key value (jurabib), 724, 726–728, 729, 731
- `\firsthdashline` (arydshln), 267
- `\firsthline` (array), 268, 280, 281
- `\firstleftmark` (extramarks), 220, 229
- `\firstleftxmark` (extramarks), 220, 221
  - firstline key
    - (fancyvrb), 162, 163
    - (listings), 172
- `\firstmark`, 218
  - firstnotreversed key value (jurabib), 724
  - firstnumber key
    - (fancyvrb), 159, 160, 163
    - (listings), 172
- `\firstrightmark` (extramarks), 220, 231, 232
- `\firstrightxmark` (extramarks), 220
- `fit` option (truncate), 233
- `\FiveFlowerPetal` (bbding), 403
- `fix-cm` package, xxvii, 355, 356
- `fixed` size function, 426
- `\Fixedbearing` (marvosym), 401
- `fixltx2e` package, 232
- `fixltx2e.dtx` file (fixltx2e), 835
- `flafter` package, 70, 286
- `\Flag` (ifsym), 405
  - `flalign` env. (amsmath), 469, 476, 477
    - adjusting with `\minalignsep`, 477
    - error using, 895
  - `flalign*` env. (amsmath), 469
  - `flanguage`  $\BbbTeX$  field (jurabib), 742
- `\flat`, 528
- `fleqn` option, 68
  - (amsmath), 466, 469, 471, 500
- `float` key (listings), 174
- `float` package, 291–295, 923
- `float` class
  - captions, listing, 293
  - naming, 293, 294
- `float` pages, page styles (headers and footers), 231

- `\FloatBarrier` (placeins), [288](#), [289](#), [295](#)
- `\floatdesign` (layouts), [202](#)
- `\floatdiagram` (layouts), [202](#)
- floatfig package, [299](#)
- floatflt package, [299](#)
- `\floatname`
  - (float), [293](#)
  - (rotfloat), [298](#)
- `\floatpagedesign` (layouts), [202](#)
- `\floatpagediagram` (layouts), [202](#)
- `\floatpagefraction`, [284](#), [285](#), [286](#)
- `\floatplacement` (float), [294](#)
- floats
  - captions
    - continuing across floats, [314](#), [315](#)
    - customizing, [305](#), [308–315](#)
    - fonts, [309](#), [310](#)
    - for specific float types, [305](#), [312](#), [313](#)
    - justifying, [311](#)
    - labels, [310](#), [311](#), [313](#), [314](#)
    - multipage tables, [257](#), [262](#)
    - on separate page, [325](#), [326](#)
    - paragraph separation, [311](#)
    - placement, [323](#), [324](#), [325](#), [326](#)
    - shape, [308](#), [309](#)
    - sideways, [306](#), [323](#), [324](#), [325](#)
    - spacing, [312](#), [317](#)
    - standard L<sup>A</sup>T<sub>E</sub>X, [306](#), [307](#), [308](#)
    - sub-captions, [315](#), [316–319](#), [320](#), [321](#)
    - sub-numbering, [321](#), [322](#), [323](#)
  - columns, [189](#)
  - custom styles, [291](#), [292](#), [293–295](#), [296](#)
  - definition, [283](#), [284](#)
  - figures, [315–321](#)
  - half-empty pages, [285](#), [286](#)
  - inline, [298–306](#)
  - maximum allowed, setting, [284](#)
  - multipage tables, [262–264](#), [289](#)
  - nonfloating tables and figures, [295](#), [296](#)
  - page fraction, setting, [284](#), [285](#)
  - parameters, [284–286](#)
  - pictures inside text, [302](#), [303–306](#)
  - placement control, [286–983](#)
    - after their callouts, [286](#)
    - at end of document, [289–291](#)
    - at exact spot, [287](#), [295](#), [296](#)
    - bunched at end of chapter, [286](#)
    - captions, [323](#), [324–326](#)
    - confined by barriers, [288](#), [289](#)
    - floating backwards, [287](#)
  - premature output, [291](#)
  - rotating, [296](#), [297](#), [298](#)
  - rules (graphic lines), [285](#)
  - separators, [285](#)
  - sub-figures, [315](#), [316](#), [317](#), [318](#), [319](#), [320](#), [321](#)
- floats (*cont.*)
  - sub-tables, [315](#), [316](#), [317](#), [318](#), [319–321](#)
  - tables, [315–321](#)
  - text markers, [290](#), [291](#)
  - typed text as, [174](#)
  - unprocessed, flushing, [289](#)
  - vertical spacing, [285](#)
  - wrapping text around, [108](#), [109](#), [298](#), [299](#), [300](#), [301](#), [302](#)
  - wrong references, [67](#)
- `\floatsep` length, [285](#)
- `\floatstyle`
  - (float), [292](#), [293](#), [294](#), [309–311](#)
  - (rotfloat), [298](#)
- fltpage package, [325](#), [326](#)
- flush left paragraphs, [103–105](#), [106](#)
- flush right paragraphs, [104](#)
- `\flushbottom`, [120](#), [234](#)
- `\flushcolumns` (multicol), [186](#), [188](#)
- FlushLeft env. (ragged2e), [105](#)
- flushleft env., [103](#), [104](#), [146](#)
  - (ragged2e), [105](#)
- flushleft option
  - (paralist), [138](#)
  - (threeparttable), [278](#), [279](#)
- flushmargin option (footmisc), [118](#), [119](#), [123](#), [731](#)
- FlushRight env. (ragged2e), [105](#)
- flushright env., [104](#), [146](#), [858](#)
  - (ragged2e), [105](#)
- FML font encoding (fourier), [392](#)
- FMS font encoding (fourier), [392](#)
- .fmt file extension, [8](#)
- fncychap package, [34](#), [35](#), [36](#)
- fncylab package, [71](#)
- fnpara package, [118](#)
- `\fnref` (tlc), [111](#)
- `\fnsymbol`, [110](#), [852](#), [853](#)
  - error using, [897](#)
  - (perpage), [121](#)
- fntguide.tex file, [423](#)
- folio-by-chapter page numbers, indexes, [665](#)
- `\font`, [30](#), [82](#), [387](#), [427](#), [428](#), [429](#)
- font key/option
  - (caption), [310](#), [316](#)
  - (subfig), [317](#), [318](#), [319](#)
- font commands
  - high level
    - combining, [343](#)
    - definition, [338](#)
    - emphasizing fonts, [341](#)
    - L<sup>A</sup>T<sub>E</sub>X 2.09, [347](#)
    - main document text, changing, [346](#), [347](#)
    - main document text, description, [338](#), [339](#)
    - monospaced font, [339](#)
    - overall document appearance, [346](#), [347](#)

font commands (*cont.*)

- sans serif fonts, 339
- selected words or phrases, [338](#)
- serifed fonts, 339
- sizing fonts, [342](#), [343](#)
- special characters, [345](#)
- standard families, 339
- standard series, 340
- standard shapes, 340, [341](#), [342](#)
- typewriter font, 339
- underlining text, 342
- vs. declarations, 344, [345](#)
- in math, [351](#)
- low level
  - automatic font substitution, 418
  - definition, 412, 413
  - encoding, 415, [417](#)
  - family, 413
  - series, 414
  - setting font attributes, individual, 413–417
  - setting font attributes, multiple, 417
  - shape, 414
  - size, 415
  - within a document, 418
- font definition files, 7, *see also* .fd
- font encoding, *see* output encoding
- font memory errors, 917
- font-loading options, 426–429
- fontdef.cfg file, 431
- \fontdimen, 30, 82, [428](#), [429](#), [437](#)
- \fontdimen1, 428
- \fontdimen2, [30](#), [51](#), [428](#), [429](#)
- \fontdimen3, [30](#), [82](#), [428](#)
- \fontdimen4, [30](#), [428](#)
- \fontdimen5, [387](#), [428](#)
- \fontdimen6, 428
- \fontdimen7, 428
- fontenc package, 7, 155, 156, [361](#), [362](#), [888](#)
  - changing \encodingdefault, 347
  - error using, 889, 898
- \fontencoding, [156](#), [345](#), [355](#), [367](#), 412, [413](#), [415](#), [417](#), [419](#), 430, [454](#), 571
  - error using, 898
  - (array), producing wrong output, 245
- \fontfamily, [95](#), [355](#), [410](#), 412, [413](#), [417](#), [419](#)
- fontfamily key (fancyvrb), 155, [156](#), [167](#)
- fontinst package, 88, 376, 419, 420, 437, 438, 971
- fontmath.ltx file, 529
- fonts, *see also* math fonts; math symbols; text
  - accented characters, 337, 357, [358](#), 359–361
  - Almost European fonts, 356
  - automatic substitution, 418
  - backward compatibility, 463, 464
  - bibliographies, 736, 737
  - body, 338

fonts (*cont.*)

- changing, *see* font commands
- classification, 372
- CM Bright, 385, [386](#)
- CM-Super fonts, 354–356, 570–983
- Computer Modern (CM)
  - ℒ<sub>TeX</sub> standard fonts, 353, 354, [355](#), [356](#), 357
  - old-style numerals, 381, 382, [383](#)
- Concrete, 383, [384](#), 385
- DC fonts, 353
- declaring, 421
- decorative initials, [395](#), [396](#)
- defining for a document, *see* font commands, high level
- defining in a package, *see* font commands, low level
- defining in the preamble, *see* font commands, low level
- displaying font tables, 369, 370
- EC fonts, 353, 354, [355](#), [356](#)
- emphasizing, 341
- encoding, *see* encoding, languages and fonts
- European Modern fonts, 355
- EZ fonts, 356
- families
  - classification, 372
  - declaring, 421
  - encodings, 336, 337
  - low-level commands, 413
  - modifying, 429
  - shapes, 333–335
  - sizes, 335, 336
- float captions, 309, [310](#)
- for line numbers, 179, [180](#)
- Fourier-GUTenberg, [391–393](#)
- Fraktur, 394–396
- Gothic, 394–396
- headed lists, 141
- in typed text, 155, [156](#)
- italic, 333
- italic correction, 340, [341](#), [342](#)
- ℒ<sub>TeX</sub> 2.09, 347
- Latin Modern fonts, 356, [357](#)
- loading unnecessary .t<sub>fm</sub>s, 343
- low-level commands, 413
- low-level interface, *see* font commands, low level
- main document text
  - changing, 346, 347
  - description, 338, 339
- math
  - alphabet identifiers, 348, [349–351](#)
  - automatic changes, 347, 348
  - Baskerville Math, [520](#)
  - Bitstream Charter Math, [520](#)
  - CM Bright, [522](#)
  - Computer Modern (CM), [513](#)

fonts (*cont.*)

- Concrete, [514](#)
- Euler, [396](#), [397-399](#), [514](#)
- font commands, [351](#)
- formula versions, [352](#), [353](#)
- Fourier-GUTenberg, [391-393](#), [515](#)
- Helvetica Math, [522](#)
- Info Math, [523](#)
- Lucida Math, [521](#)
- Palatino, [377](#), [378](#), [390](#), [391](#), [518](#)
- Palatino Math, [519](#)
- Pazo, [518](#)
- Pi, [378-381](#), [382](#)
- PXfonts, [518](#)
- scaling large operators, [368](#)
- Times Roman, [376](#), [377](#), [388](#), [389](#), [390](#), [516](#)
- TM Math, [517](#)
- TXfonts, [516](#)

METAFONT, [334](#)

modifying, [429](#)

monospaced, [331](#), [332](#), [339](#), *see also* typed text

NFSS, [327-329](#), *see also* PSNFSS

normal, [338](#)

oblique, [333-983](#)

old German, [394](#), [395](#), [396](#)

outline, [334](#)

Pi, [382](#)

PostScript fonts, [354](#), [355](#), *see also* PSNFSS

printer points, [335](#)

proportional, [331](#), [332](#)

resizing, relative to original, [83](#), [84](#), [85](#)

sans serif, [332](#), [339](#)

scaling large operators, [368](#)

Schwabacher, [394-396](#)

searching PDF documents, [356](#)

series, [340](#), [414](#)

serifed, [332](#), [339](#)

setting attributes, individual, [413-417](#)

setting attributes, multiple, [417](#)

setting up

- declaration order, [439](#)
- defining .fd files, [437-439](#)
- dimensions, [428](#), [429](#)
- empty size function, [423](#)
- encoding schemes, declaring, [430](#)
- example, [437-439](#)
- families, declaring, [421](#)
- families, modifying, [429](#)
- fixed size function, [426](#)
- font-loading options, [426-429](#)
- for math use, [432-437](#)
- gen size function, [424](#)
- genb size function, [425](#)
- hyphenation character, [427](#)
- internal file organization, [431](#), [432](#)

fonts (*cont.*)

- naming scheme, [420](#)
- overview, [419](#)
- s size function, [424](#)
- sfixed size function, [426](#)
- sgen size function, [425](#)
- sgenb size function, [425](#)
- shape groups, [421-429](#)
- size, [422](#), [432](#)
- size functions, [423-426](#)
- size ranges, [422](#)
- ssub size function, [426](#)
- ssubf size function, [426](#)
- sub size function, [425](#)
- subf size function, [426](#)
- symbol fonts, [433-437](#)

shaded, [334](#)

shape groups, [421-429](#)

shapes, [333](#), [334](#), [340](#), [341](#), [342](#), [414](#)

size, [342](#)

- description, [335](#), [336](#)
- footnotes, [112](#)
- low-level commands, [415](#)
- measuring, [335](#), [336](#)
- setting up, [422](#), [432](#)
- standard sizes, [342](#), [343](#)

size functions, [423-426](#)

size ranges, [422](#)

slanted, [333](#), [340](#)

sloped, [333](#)

small caps, [334](#), [341](#), [563](#)

special characters, [345](#), *see also* text symbols

specifying in tables, [244](#), [245](#)

symbols, *see* text symbols; math symbols

tables, displaying, [369](#), [370](#)

text symbols, *see* text symbols

tracing font selection, [368](#)

typewriter, [339](#), [386](#), [387](#), [388](#), [834](#)

underlining text, [342](#)

upright, [333](#), [340](#)

URW Antigua, [393](#), [394](#)

URW Grotesk, [393](#), [394](#)

weight, [334](#), [335](#)

whitespace, [340](#), [341](#), [342](#)

width, [334](#), [335](#)

`\fontseries`, [156](#), [340](#), [412](#), [413](#), [414](#), [419](#)

`fontseries` key (fancyvrb), [156](#)

`\fontshape`, [156](#), [410](#), [412](#), [413](#), [414](#), [419](#)

`fontshape` key (fancyvrb), [156](#)

`\fontsize`, [41](#), [84](#), [343](#), [355](#), [371](#), [373](#), [408](#), [412](#), [413](#), [415](#), [417](#), [419](#), [464](#), [920](#)

`fontsize` key (fancyvrb), [156](#), [166](#), [167](#)

`fonttext.cfg` file, [829](#)

`fonttext.ltx` file, [431](#), [432](#)

`\Football` (marvosym), [401](#)

- `\footcite` (jurabib), 726, 728
- `\footcitet` (jurabib), 733
- `\footcitetitle` (jurabib), 726
- footer height, 201
- footers, *see* headers and footers
- `footexclude` option (typearea), 204
- `\footfullcite` (jurabib), 726, 732
- `footinclude` option (typearea), 204
- `footmisc` package, xxvii, 114–120, 122, 123
- `\footnote`, 110, 111, 113, 122, 123, 277
  - cross-reference to, 67
  - justification in, 104
  - style parameters, 112–114
    - (babel), 566
    - (fancyvrb), 167
    - (footmisc), 111, 118, 119
      - numbered using stars, 117
      - problems with consecutives, 120
      - typeset as marginal, 118, 119, 121
      - typeset run-in, 118–120
  - (longtable), 263
  - (manyfoot), 123, 124
  - (multicol), 189
  - (perpage), numbered per page, 121
  - (supertabular), 256
- footnote counter, 110, 121, 851, 934
  - (longtable), 263
- footnote citations, bibliographies, 726, 727, 728
- `\Footnote`(*suffix*) (manyfoot), 122, 123, 124
- `\footnote`(*suffix*) (manyfoot), 122
- `footnote`(*suffix*) counter (manyfoot), 122
- `\footnotedesign` (layouts), 202
- `\footnotediagram` (layouts), 202
- `\footnotemargin` rigid length (footmisc), 118, 119
- `\footnotemark`, 110, 111, 122, 277
- `\Footnotemark`(*suffix*) (manyfoot), 122
- `\footnotemark`(*suffix*) (manyfoot), 122
- `\footnoterule`, 112, 113, 119, 124, 285
  - (manyfoot), 124
- footnotes, *see also* endnotes; marginal notes
  - columns, 114, 183, 189
  - counters, resetting per-page, 120, 121
  - customizing, 112–114
  - font size, 112
  - in tables, 263, 277, 278, 279
  - in the margin, 118, 119
  - independent, 122, 123–125
  - main text vs. `minipage` env., 110, 111, 112–114
  - multilingual documents, 565, 566
  - multipage tables, 263
  - multiple at same point, 120
  - numbering, 112, 115, 116, 122, 123–125
  - page layout, 207
  - paragraph format, 117, 118
  - rules (graphic lines), 112, 119, 120
- footnotes (*cont.*)
  - schematic layout, 113
  - spacing from text, 112
  - standard, 110, 111, 112–114
  - styles, 114, 115, 116–120
  - superscript marks, 113, 114
  - symbols for, 116, 117
  - troubleshooting, 944, 945
  - two-column environment, 114, 115
  - typed text in, 167
  - vertical spacing, 112
- `\footnotesep` rigid length, 112, 113
- `footnotesep` key/option (geometry), 207
- `\footnotesize`, 112, 126, 144, 146, 342, 343, 373
  - `footnotesize` key value
    - (caption), 310
    - (subfig), 317
- `\footnotetext`, 110, 111, 122
- `\Footnotetext`(*suffix*) (manyfoot), 122, 123
- `\footnotetext`(*suffix*) (manyfoot), 122
- `footnpag` package, 116
- `\footrule` (fancyhdr), 224
- `\footrulewidth` (fancyhdr), 224, 226, 228
- `\footskip` length, 194, 196
  - `footskip` key/option (geometry), 209
- `\forall`, 501, 509, 528
  - `force` option (textcomp), 364
- `\forcefootnotes` (camel), 744
- `\foreignlanguage` (babel), 545, 546, 561, 563
- `\form` (euro), 98, 99
- formal rules (graphic lines), 269, 270, 271, 272
- `format` key/option
  - (caption), 309
  - (subfig), 316, 318
- `format.ins` file, 829, 830
- `format.name$` B<sup>B</sup>T<sub>E</sub>X built-in function, 808
- `formatcom` key (fancyvrb), 156, 163
- formulas, typesetting, *see* math fonts; math symbols
- `\ForwardToIndex` (marvosym), 401
- `founder` B<sup>B</sup>T<sub>E</sub>X field (jurabib), 742
- founder information, bibliographies, 742
- `\foundername` (jurabib), 742
- `fourier` package, xxvii, 371, 391–393, 515
- Fourier-GUTenberg font, 391–393, 515
- `\FourStar` (bbding), 403
- `fp` package, 96
- `FPfigure` env. (fltpage), 325, 326
- `FPtable` env. (fltpage), 325
- `\frac`, 474, 493, 494, 504, 506
- fractions, math symbols, 493, 494
- `\fracwithdelims` (amsmath), 467
- fragile commands, 468, 892–894
- `\frail` (tlc), 893
- `\frakdefault` (yfonts), 396
- `\frakfamily` (yfonts), 394, 395, 396

- `\fraklines` (yfonts), [395](#), [396](#)
  - Fraktur font, [394–396](#)
  - `\frame`, [412](#)
  - frame key
    - (fancyvrb), [157](#), [158](#), [159](#), [165](#)
    - (listings), [173](#), [174](#), [175](#)
    - (titlesec), [38](#), [39](#), [40](#), [65](#)
  - frame option (crop), [212](#), [214](#)
  - `\framebox`, [326](#), [860](#), [861](#), [866](#)
    - (pspicture), [640](#)
  - framaround key (listings), [174](#)
  - framerule key
    - (fancyvrb), [158](#), [165](#)
    - (listings), [173–175](#)
  - frames, *see also* boxes; lines (graphic)
    - boxes, [595](#)
    - code listings, [173](#)
    - pages, [597](#), [598](#), [599](#)
    - typed text, [157](#), [158](#)
  - framesep key
    - (fancyvrb), [158](#), [159](#)
    - (listings), [173–175](#)
  - francais option (babel), [543](#)
  - French, [554](#), [561](#), [564](#), [590](#)
    - layout style, [565](#)
    - names, [563](#)
    - words, index sort order, [670](#)
  - french option (babel), [16](#), [100](#), [101](#), [543](#), [545](#), [549](#), [552](#), [554](#), [561](#), [563](#), [565](#), [566](#)
  - french package, [591](#), [970](#)
  - frenchb option (babel), [543](#)
  - frenchb.cfg file (babel), [589](#), [590](#)
  - frenchb.ldf file (babel), [548](#), [549](#), [591](#)
  - `\FrenchFootnotes` (babel), [565](#), [566](#)
  - `\FrenchLayout` (babel), [565](#)
  - `\frenchspacing`, [564](#)
  - Frequently Asked Questions (FAQ), [947](#)
  - `\from` (docstrip), [826](#), [827](#), [830](#), [831](#), [834](#)
  - `\frontmatter`, [22](#), [216](#)
  - `\frown`, [535](#)
  - `\Frown` (marvosym), [401](#)
  - ftnright package, [114](#), [176](#)
  - ftp servers
    - download commands, [952–954](#)
    - list of, [948](#)
  - full option
    - (textcomp), [362](#), [364](#), [384](#), [389](#), [390](#)
    - (trace), [946](#)
  - full citations in running text
    - author-date citation system, [710](#), [711](#)
    - short-title citation system, [723](#), [724–726](#)
  - `\fullcite` (jurabib), [723](#), [724](#), [729](#), [732](#)
  - fulloldstyle option (fourier), [393](#)
  - `\fullref`
    - (tlc), [69](#)
    - (varioref), [75](#)
    - FUNCTION B<sub>IB</sub>T<sub>E</sub>X command, [805](#), [807](#), [809–812](#)
    - function names, *see* operators; operator names
  - `\fussy`, [103](#)
  - fvr-b-ex package, [163](#)
  - `\fvset` (fancyvrb), [164](#), [165](#), [168](#), [169](#)
- ## G
- galician option (babel), [543](#), [556](#)
  - `\Game` (amssymb), [527](#)
  - `\Gamma`, [496](#), [527](#)
  - `\gamma`, [527](#)
  - gather env. (amsmath), [469](#), [473](#), [474](#), [475](#), [484](#), [488](#), [499](#)
    - error using, [895](#)
  - gather option (chapterbib), [747](#), [748](#), [749](#)
  - gather\* env. (amsmath), [469](#), [473](#), [475](#), [486](#), [492](#), [493](#), [501](#)
  - gathered env. (amsmath), [469](#), [477](#), [478](#)
    - error using, [895](#), [897](#)
  - `\GBP` (tlc), [98](#)
  - `\gcd`, [500](#)
  - `\ge`, [501](#), [532](#)
  - gen option (eurosym), [409](#)
  - gen size function, [424](#)
  - genb size function, [425](#)
  - gender B<sub>IB</sub>T<sub>E</sub>X field (jurabib), [690](#), [734](#), [735](#), [742](#)
  - gender information, bibliographies, [734](#), [735](#), [742](#)
  - generalizations, math symbols, [493](#), [494](#)
  - `\generalname` length (doc), [824](#)
  - `\generate` (docstrip), [826](#), [827](#), [830](#), [831](#)
  - `\geneuro` (eurosym), [409](#)
  - `\geneuronarrow` (eurosym), [409](#)
  - `\geneurowide` (eurosym), [409](#)
  - `\genfrac` (amsmath), [493](#), [494](#)
  - gennarrow option (eurosym), [409](#)
  - genwide option (eurosym), [409](#)
  - geometry (geometry), [211](#)
  - geometry option (ifsym), [405](#)
  - geometry package, xxvii, [200](#), [206–211](#)
    - combined with calc, [210](#)
  - `\geq`, [501](#), [532](#)
    - (eulervm), [399](#)
  - `\geqq` (amssymb), [532](#)
  - `\geqslant` (amssymb), [532](#)
  - German
    - hyphenation, [553](#)
    - index sort order, [657](#), [668](#), [670](#)
    - quotation marks, [552](#)
    - shorthands, [551](#)
    - spacing after punctuations, [564](#)
  - german option
    - (babel), [16](#), [18](#), [395](#), [396](#), [543](#), [545](#), [546](#), [553](#), [657](#), [672](#)
    - (biblist), [774](#)
    - (varioref), [18](#)

- german.ldf file (babel), 548, 585
- germanb option (babel), 543
- \germanhyphenmins (babel), [586](#)
- \gets, 534
- \gg, 532
- \ggg (amssymb), 532
- \gggtr (amssymb), 532
- gгло.ist file (doc), 827
- ghostscript program, 370, [635](#), [642](#), [643](#), [969](#)
- ghostview program, 213, [628](#), [635](#)
- .gif file extension, 8, [642–644](#), [896](#)
- \gime1 (amssymb), 527
- gind.ist file (doc), 827
- Glenn option (fncychap), 34
- .glo file extension, [653](#)
  - (doc), [836](#)
- \global, [266](#)
- global options, 17, [880–883](#), [886](#)
- global variables, bibliographies, 805
- global.max\$  $\TeX$  built-in function, [812](#)
- globalcitecopy option (bibunits), 751
- \glossary, [653](#)
  - (doc), [817](#)
- glossary entries, makeindex processing, [653](#)
- \glossaryentry, [653](#)
- \GlossaryMin rigid length (doc), [823](#)
- \glossaryname (babel), 547
- \GlossaryParms (doc), [823](#)
- \GlossaryPrologue (doc), [823](#)
- \glue, 935, [936](#), [937](#)
- glyphs, *see* special characters; text symbols
- \gnapprox (amssymb), 532
- .gnd file extension, 8
- \gneq (amssymb), 532
- \gneqq (amssymb), 532
- \gnsim (amssymb), 532
- gobble key
  - (fancyvrb), [157](#), [164](#)
  - (listings), [172](#), [175](#)
- \gothfamily (yfonts), [394](#), [395](#)
- Gothic font, 394–396
- gpic program, 608
- graphic objects, *see also specific types of graphics*
  - resizing, [629](#), [630](#)
  - rotating, [630–634](#)
  - scaling, [628](#), [629](#)
- graphical front end, bibliographies, 784–787
- graphics package, 296, [613–618](#), [620](#), [624–631](#), [954](#), [969](#)
  - error using, 889, 896, 897, 907–909, 913
  - loaded by lscape, 212
- graphics, device-dependent support
  - bounding box comments, 615
  - device drivers, 614
  - draft mode, 614, 615
  - final mode, 615
  - graphics, device-dependent support (*cont.*)
    - including image files
      - default key values, 623, 624
      - encapsulation, 627, 628
      - file extension, search order, 624, 625
      - file extension, specifying, 625
      - file location, 624
      - file name parsing, 620
      - full type, 625
      - \includegraphics (graphics), 616, [617](#), [618](#)
      - \includegraphics (graphicx), 618, 619, [620–623](#)
      - require full file name, 625
      - rotation, 620
      - scaling, 620
      - size of image, 620, 626
      - rotated material, hiding, 615
      - scaled material, hiding, 615
    - graphics.cfg file (graphics), 614
  - \graphicspath
    - (graphics), [624](#), 919
    - (graphicx), [624](#), 919
  - graphicx package, 613–615, 618–624, 631–633
    - error using, 889, 896, 897, 907–909, 913
  - graphpap package, 640
  - \graphpaper (graphpap), [640](#), [641](#)
  - graphs
    - bar charts, 612, [613](#)
    - combining curve and line types, 604, [605](#)
    - creating, 604–606
    - labeled axes, 606, 607
    - loading external data, 605, 606
  - \grave, 529
    - grave accent (‘), shorthand character, [555](#)
    - greater than sign (>), shorthand character, [557](#)
    - Greek, [527](#), 554, 558, 561, 574, [575](#), [576](#)
    - greek option (babel), [543](#), [549](#), [550](#), [558](#), [562](#), [568](#), [574](#)
    - greek.ldf file (babel), 585
  - \greekencoding (babel), 567
  - \Greeknatural (babel), [562](#)
  - \greeknumeral (babel), [562](#)
  - \greetext (babel), 568
  - grey option (changebar), 190
  - \grid (epic), 606, [607](#)
  - grmath package, 564
  - group\_skip keyword (makeindex), 661
  - grouping levels errors, 917, 918
  - \Grtoday (babel), [558](#)
  - \gtrapprox (amssymb), 532
  - \gtrdot (amssymb), 530
  - \gtreqless (amssymb), 532
  - \gtreqqlless (amssymb), 532
  - \gtrless (amssymb), 532
  - \gtrsim (amssymb), 532
  - guillemets, 552, [557](#)



- `\guillemotleft`, 458
- `\guillemotright`, 458
- `\guilsinglleft`, 458
- `\guilsinglright`, 458
- gunzip program, 626
- `\gvertneqq` (amssymb), 532
- H**
- H syntax
  - (fancyhdr), 226, 227
  - (float), 293, 294, 295
- `\H`, 457
- hands, symbols, 400, 401
- hang key (titlesec), 38, 39–41
- hang key value
  - (caption), 309
  - (subfig), 316, 318
- `\hangindent`, 679, 680
- harvard Bib<sub>T</sub>E<sub>X</sub> style (harvard), 811
- harvard package, 68, 700, 704, 792, 801
- Harvard citation system, 684, 689, *see also* author-date citations
- `\harvarditem` (harvard), 700, 701
- hash size errors, 918
- `\hat`, 495, 512, 529
  - (eulervm), 399
- `\hbadness`, 924, 928, 929
- `\hbar`
  - (amssymb), 527
  - (eulervm), 398
  - (euler), 398
- `\hbox`, 843, 860, 870, 928, 936
  - in T<sub>E</sub>X warning message, 924, 926, 928
  - problems using, 870
- Hcaption font, 577
- Hclassic font, 577
- `\hdashline` (arydshln), 267, 268
- `\hdots` (amsmath), 536
- `\hdotsfor` (amsmath), 487
- headed lists, 138, 139, 140, 143, 144
  - customizing, 141, 142, 143
  - font, 141
  - indentation, 141
  - proofs, 143, 144
  - punctuation, 141
  - QED (□) symbol, 143, 144
  - spacing, 141
  - style name, 141
  - style, defining, 140
- headers and footers
  - float pages, page styles, 231
  - footer height, 201
  - multipage tables, 256, 257, 261
  - running
    - formatting, *see* page styles
- headers and footers (*cont.*)
  - page layout, 207, 209
  - running headers/footers, 207, 209
- headers and footers, page styles, 221, 222
  - customizing
    - by floating objects, 231
    - by page style, 225–227, 228–230
    - globally, 224, 225
    - saving a customization, 230
  - dictionary type headers, 231, 232
  - float pages, 231
  - for two-sided printing, 223, 226
  - mark commands, 217, 218, 219, 220, 221, 229, 230
  - multiple text lines, 225
  - named, 230
  - rules (graphic lines), 224
  - truncating text, 232, 233
- headexclude option (typearea), 204
- `\headheight` rigid length, 194, 196, 197, 198, 872
  - (fancyhdr), 225
- headheight key/option (geometry), 206, 209
- headinclude option (typearea), 204, 205, 207
- heading\_prefix keyword (makeindex), 661, 662
- heading\_suffix keyword (makeindex), 661, 662
- `\headingdesign` (layouts), 202
- `\headingdiagram` (layouts), 202
- headings, *see* document headings
- headings page style, 222, 235, 236, 598
- headings\_flag keyword (makeindex), 661, 662
- `\headrule` (fancyhdr), 224, 225, 227
- `\headrulewidth` (fancyhdr), 224, 226, 228, 230, 231
- heads option (endfloat), 290
- `\headsep` rigid length, 194, 196, 198, 200, 872, 935
- headsep key/option (geometry), 209
- `\headtoname` (babel), 547
- `\headwidth` rigid length (fancyhdr), 227, 233
- `\heartsuit`, 528
- heavycircles option, 529
  - (stmaryrd), 531
- `\heavyrulewidth` rigid length (booktabs), 270
- hebcal package, 558
- `\hebdate` (babel), 558, 559
- `\hebdays` (babel), 558, 559
- hebfont package, 578
- Hebrew, 576, 577, 578, 579, 591
- `\hebrew` (babel), 559
- hebrew option (babel), 543, 568
- `\hebrewencoding` (babel), 567
- `\Hebrewtoday` (hebcal), 559
- height, *see* space parameters
- `\height`, 861, 862, 866
  - (graphics), 630
- height key (graphicx), 109, 619, 621–623
  - error using, 898
- height key/option (geometry), 207, 208, 211

- height option (crop), 213
- height syntax, [227](#), [867](#), [868](#)
- heightrounded key/option (geometry), [207](#), [208](#)
- `\help` (nfssfont.tex), 369
- help resources
  - CTAN
    - CD-ROM, 948, 949
    - contents, 948
    - ftp commands, 952–954
    - ftp servers, list of, 948
    - web access, 950
  - DANTE FAQ, 947
  - FAQs, 947
  - ftp servers
    - download commands, 952–954
    - list of, 948
  - news groups, 948
  - packages
    - descriptions, on-line catalogue, 950
    - documentation, finding, 954–956
  - program files, obtaining
    - CD-ROM, 948, 949
    - ftp, 948, 952–954
    - web access, 950
  - texdoc program, 954, 955
  - texdoctk program, 955, 956
  - TUG home page, 948
  - UK-TUG FAQ, 947
  - user groups, 956–958
- helvet package, [370](#), [371](#), [373](#), [424](#)
- helvetica key value (fancyvrb), 155, [156](#)
- Helvetica font, 370, 375, [522](#)
  - in math and text, [522](#)
- here package, 294
- hetarom package, 613
- `\hfil`, [223](#), [850](#)
- `\hfill`, 148, [150](#), [856](#), [857](#), [861](#), [863](#)
- `\hfuzz` rigid length, 939
- `\hfuzz` key (fancyvrb), 157
- `\hhline` (hhline), [266](#), [267](#)
- hhline package, 266, 267
- hiderotate option
  - (graphics), 615
  - (graphicx), 615
- hidescale option
  - (graphics), 615
  - (graphicx), 615
- highlighting text, *see* italic; underlining
- hiresbb key (graphicx), 619
- hiresbb option
  - (graphics), 615
  - (graphicx), 615
- history commands, list of, 820–824
- `\h1` (soul), [88](#), [92](#)
- `\hline`, 243, [266](#), 267, [268](#), [272–274](#), [276](#), [282](#)
  - alignment problems with, 280
  - colored, [265](#)
  - error using, 904
  - (array), [244–247](#), [249](#), [250](#), 280
  - (booktabs), 269
  - (hhline), 266, 267
  - (supertabular), 257
  - (tabs), [269](#)
- hmargin key/option (geometry), 211
- hmarginratio key/option (geometry), [208](#), [209](#), 211
- `\Hmjd` (tlc), 506
- hmode boolean, 875
- `\hodiau` (babel), [558](#)
- `\hodiaun` (babel), [558](#)
- `\hoffset` rigid length, [196](#), [199](#), 203, 210
- hoffset key/option (geometry), 210
- holes, in paragraphs, [108](#), [109](#)
- `\hom`, 500
- `\hookleftarrow`, [533](#), [534](#)
- `\hookrightarrow`, 534
- horizontal extensions, math symbols, [497](#), [499](#)
- howcited B<sub>A</sub>T<sub>E</sub>X field (jurabib), 723, 742
- howcited key/option (jurabib), [722](#), [723](#), 742
- `\howcitedprefix` (jurabib), [723](#)
- `\howcitedsuffix` (jurabib), [723](#)
- howpublished B<sub>A</sub>T<sub>E</sub>X field, [690](#), [763](#), [765](#)
- `\hphantom`, 505
- `\HR` (tlc), [600](#), [616](#), [617](#), [863–865](#)
- `\HRule` (tlc), [858](#)
- `\hrule`, 112, [227](#), 267, [867](#), [868](#)
  - in headings, [31](#)
- `\hrulefill`, [242](#), [856](#), [857](#)
- hscale key/option (geometry), [208](#), 211
- `\hsize` rigid length (tabularx), [252](#)
- `\hslash`
  - (amssymb), 527
  - (eulermv), [398](#)
  - (euler), [398](#)
- `\hspace`, [131](#), [148](#), 151, 507, [508](#), 513, [694](#), [856](#), [857](#), 861
  - allowing hyphenation, [83](#), [127](#), [246](#), [247](#), [249](#), [250](#)
  - error using, 903
- `\hspace*`, [849](#), [856](#)
- `\Hsub` (tlc), [31](#)
  - HTML files, of bibliographies, 776, [777](#), 789
- `\Huge`, 342, 343
- `\huge`, 146, [342](#), [343](#)
  - humanbio B<sub>A</sub>T<sub>E</sub>X style, 792
  - humannat B<sub>A</sub>T<sub>E</sub>X style, 792
  - hungarian option (babel), 543, [555](#)
- `\Hut` (ifsym), [405](#)
- hvams package, 523
- hvmath package, 523
- hyperlinking cross-references, 78

- hyperref package, 78, 175, 643, 701, 706
    - incompatible with notoccite, 698
  - hyphen (-), nonbreaking, 83, 93
  - hyphen.tex file (babel), 581
  - hyphenate option (truncate), 233
  - hyphenation
    - character, defining, 427
    - cultural aspects, 542
    - defining dynamically, 542
    - document headings, 31
    - in multiple languages, 546, 580, 581
    - in tables, 246
    - Italian, 563
    - language aspects, 541
    - patterns, adjusting, 586
    - patterns, applying, 545
    - preventing, 545
    - special rules, 553
    - troubleshooting, 940
  - \hyphenation, 940
    - error using, 902, 907, 917
  - \hyphenchar, 427
  - \hyphenpenalty, 942
  - hyphenrules env. (babel), 545
  - hyphens option (url), 95
- I**
- I syntax (paralist), 133
  - \i, 458
    - (tipa), 406
  - i syntax (paralist), 132, 133, 134, 135, 137
  - ibidem key value (jurabib), 735, 740, 797
  - ibidem key/option (jurabib), 727, 728, 729-731, 734
  - ibidem citations, 728-731, 740
  - ibidemalt key value (jurabib), 740
  - \ibidemmidname (jurabib), 734
  - \ibidemname (jurabib), 734
  - icelandic option (babel), 543, 563, 567
  - idem key/option (jurabib), 730, 731, 735
  - \idemPfname (jurabib), 735
  - \idemPfname (jurabib), 735
  - \idemPmname (jurabib), 735
  - \idemPmname (jurabib), 735
  - \idemPnname (jurabib), 735
  - \idemPnname (jurabib), 735
  - \idemSfname (jurabib), 735
  - \idemsfname (jurabib), 735
  - \idemSmname (jurabib), 735
  - \idemsname (jurabib), 735
  - \idemSsname (jurabib), 735
  - \idemsname (jurabib), 735
  - identification part, 877-880
  - identifierstyle key (listings), 170
  - \idotsint (amsmath), 492
  - .idx file extension, 7, 8, 648, 650, 655, 874
    - errors when reading, 658, 659
    - (doc), 836
    - (index), 681, 682
    - (xindy), 673
  - \idxitem (tlc), 232
  - \ie (tlc), 80
  - \IeC (inputenc), 445
  - ieeetr  $\LaTeX$  style, 792
  - \IF (algorithmic), 168
    - if\$  $\LaTeX$  built-in function, 808, 809-812
  - \ifbottomfloat (fancyhdr), 231
  - \ifcase, 899
  - \ifdim, 905
  - \iffalse, 814
  - \IfFileExists, 879, 884
  - \iffloatpage (fancyhdr), 231
  - \iffootnote (fancyhdr), 231
  - \iflanguage (babel), 546
  - \ifmmode, 446
  - \ifnum, 905
    - ifsym package, 403-405
    - ifsym.ps file (ifsym), 403
    - ifthen package, 872-877
  - \ifthenelse (ifthen), 72, 73, 150, 157, 198, 199, 232, 307, 680, 692, 873, 874-877, 886, 893
    - comparing numbers, 852, 873
    - error using, 905
  - \iftopfloat (fancyhdr), 231
  - \ifToplevel (docstrip), 828
  - \ifix, 828
    - ignored fields, bibliography database, 762
    - ignorehead key/option (geometry), 209
    - ignoremp key/option (geometry), 211
  - \ignorespaces, 146, 147
  - \iiiint (amsmath), 492
  - \iiint (amsmath), 492
  - \iint (amsmath), 492
  - \ij, 591
  - .ilg file extension, 8
    - (makeindex), 648, 655, 658
  - \Im, 527
    - image files, including, 616, 617-623
      - encapsulation, 627, 628
      - file extension, search order, 624, 625
      - file extension, specifying, 625
      - file location, 624
      - file name parsing, 620
      - full type, 625
      - require full file name, 625
      - rotation, 620
      - scaling, 620
      - size of image, 620, 626
    - images, in paragraphs, 108, 109
  - \imath, 527, 529

- `\in`, [475](#), [501](#), [533](#)
  - (euro), [98](#)
- in key value (jurabib), [717](#), [723](#), [724](#)
- inbook  $\LaTeX$  entry type, [763](#), [765](#), [772](#)
  - (jurabib), [743](#)
- `\include`, [18](#), [19](#), [49](#), [835](#), [919](#), [921](#)
  - error using, [902](#)
  - problems with TOC entries, [49](#)
  - warning using, [925](#)
  - (chapterbib), [747](#), [748](#)
  - (excludeonly), [20](#)
  - (index), [681](#)
- includeall key/option (geometry), [207](#), [211](#)
- includefoot key/option (geometry), [207](#)
- `\includegraphics`
  - (graphics), [616](#), [617](#), [618](#), [624](#)–[626](#), [628](#)
  - error using, [896](#)
  - graphics not found, [899](#)
  - (graphicx), [109](#), [213](#), [214](#), [303](#), [614](#), [615](#), [618](#), [620](#)–[623](#), [624](#)–[627](#)
  - error using, [896](#), [898](#)
- `\includegraphics*`
  - (graphics), [616](#), [617](#)
  - (graphicx), [618](#)
- includehead key/option (geometry), [206](#), [207](#)
- includeheadfoot key/option (geometry), [207](#)
- includemp key/option (geometry), [206](#), [207](#), [210](#)
- `\includeonly`, [18](#), [19](#), [681](#)
  - (excludeonly), [20](#)
- including files, *see also* excluding files
  - candidates for, [19](#)
  - image files, *see* image files, including
  - partial document reformatting, [19](#)
  - reasons for, [19](#)
  - source documentation, [835](#)
- inclusion and sets, math symbols, [533](#)
- inclusion and sets—negated, math symbols, [533](#)
- incollecion  $\LaTeX$  entry type, [763](#), [765](#)
  - (jurabib), [743](#)
- incrementing counters, [852](#)
- .ind file extension, [8](#), [648](#)
  - (index), [682](#)
  - (makeindex), [648](#), [655](#), [658](#), [669](#)
  - errors when writing, [658](#)
  - (xindy), [648](#), [673](#)
- `\indent` (picinpar), [108](#)
- indent\_length keyword (makeindex), [661](#)
- indent\_space keyword (makeindex), [661](#)
- indentafter option (titlesec), [40](#)
- indentation
  - after headings, [32](#), [40](#), [565](#)
  - bibliographies, [738](#), [739](#)
  - code listings, [172](#)
  - enumerated lists, [137](#)
  - headed lists, [141](#)
  - indentation (*cont.*)
    - of headings, [28](#), [39](#)
    - of headings, suppressing, [32](#), [39](#)
    - tables of contents, [51](#), [59](#)
    - typed text, removing, [157](#)
- indentfirst package, [32](#), [565](#)
- indentation key/option (caption), [309](#), [313](#)
- independent footnotes, [122](#), [123](#)–[125](#)
- `\Index` (tlc), [653](#)
- `\index`, [339](#), [648](#), [649](#), [650](#), [651](#)–[654](#), [655](#), [664](#)–[666](#), [874](#)
  - (index), [681](#), [682](#)
- index package, [665](#), [681](#), [682](#), [701](#)
- index commands, list of, [820](#)–[824](#)
- index files, [7](#)
- index generation
  - $\LaTeX$  commands, indexing, [654](#), [669](#)
  - author indexes, [681](#)
  - automatic indexing, disabling, [817](#)
  - bibliographic citations, indexing automatically, [709](#), [720](#), [721](#)
  - blanks, [650](#), [655](#), [666](#), [669](#)
  - case sensitivity, [650](#)
  - citations, indexing automatically, [709](#), [720](#), [721](#)
  - column breaks, [680](#)
  - commands, indexing automatically, [817](#), [836](#)
  - consistency, [666](#), [667](#)
  - cross-references
    - creating, [651](#)
    - verifying, [667](#)
  - Cyrillic alphabet, [573](#)
  - debugging messages, [675](#)
  - entries, creating automatically, [817](#), [836](#)
  - entries, printing in margin, [680](#)
  - error messages
    - list of, [658](#), [659](#)
    - makeindex, [658](#), [659](#)
    - suppressing, [657](#), [668](#), [674](#)
  - formatting
    - page numbers, [651](#), [652](#)
    - with  $\LaTeX$ , [679](#), [680](#), [682](#)
    - with makeindex, [654](#)–[666](#)
    - with xindy, [666](#)–[679](#)
  - French words, sort order, [670](#)
  - generating formatted index
    - makeindex, [655](#)
    - xindy, [668](#), [669](#)
  - generating raw index, [649](#)
  - German words, sort order, [657](#), [668](#), [670](#)
  - glossary entries, processing, [653](#)
  - in tables of contents, [48](#)
  - index level separator, [651](#)
  - indxcite, [680](#)
  - input files, specifying, [655](#), [668](#)
  - input style parameters, [660](#)
  - leader dots, [664](#)

- index generation (*cont.*)
  - leading blanks, 650, 655, 666, 669
  - letter groups, 662, 677
  - letter-by-letter sort order, 657, 668
  - location classes, 677, 678
  - location formatting, 678
  - macros, indexing automatically, 817, 836
  - merge rules, 673, 676
  - messages, suppressing, 657, 668, 674
  - multiple indices, 681, 682
  - non-English words, 666, **669–671**
  - output files, specifying, 655, 657, 668, 674
  - output style parameters, 661
  - page breaks, 680
  - page numbers
    - composed (folio-by-chapter), 665
    - duplicates, 650
    - encapsulating, 652, 671, 672
    - formatting, 651, 652
    - makeindex, 664, 665
    - roman numerals, 666, 677
    - sort order, 657, 664, 678, 679
    - xindy, 678, 679
  - page ranges
    - disabling, 657, 668, 672, 677
    - limiting length, 677
  - process flow, 648, 673
  - progress messages, suppressing, 657, 668, 674
  - quiet mode, 657, 668, 674
  - repeatindex, 680
  - roman numerals
    - sort order, 666
    - suppressing page ranges, 677
  - showidx, 680
  - sort order
    - French words, 670
    - German words, 657, 668, 670
    - letter-by-letter, 657, 668
    - page numbers, 657, 664, 678, 679
    - roman numerals, 666
    - spaces, 666
    - Spanish words, 670
    - special cases, 667
    - symbols, 666, 667
    - troubleshooting, 665, 666
    - xindy rules, 673, 677
  - spaces
    - compressing, **650**, 655, 666, 669
    - sort order, 666
  - Spanish words, sort order, 670
  - special characters, **652**, **653**, 654, 662
  - stand-alone indices, 659–662
  - standard input/output files, 655, 668
  - starting page number, setting, 657, 662
- index generation (*cont.*)
  - style files
    - makeindex, 658–665
    - specifying, 658
    - xindy, 673–679
  - subentries, 650, 651
  - symbols, sort order, 666, 667
  - table of contents support, 681
  - technical indices, 667
  - tocbibind, 680
  - trailing blanks, **650**, 655, 666, 669
  - transcript file, specifying, 658, 668
  - troubleshooting, 665, 666
  - unifying index entries, 676
  - user commands, defining, 653, 654
  - verbose mode, 675
  - index level separator, 651
  - \index\* (index), 681
    - indexed key value (jurabib), 720
  - \indexentry, 649, 653, **660**, **874** (natbib), **709**
  - \IndexInput (doc), 818, 821
  - \IndexMin rigid length (doc), 822
  - \indexname, **34**, **679**, **680** (babel), **547**, **549**, **550**
  - \IndexParms (doc), 822
  - \IndexPrologue (doc), 822
  - \indexproofstyle (index), 681
  - \Indextt (tlc), **653**
    - Indian, 592
  - indxcite package, 681
  - \inf, 491, **500**
  - Info Math font in math and text, **523**
  - infomath package, 523
  - informational messages, 920–931, *see also* troubleshooting
    - infoshow option
      - (multicol), **188**
      - (tlc), 880
      - (tracefnt), 368
  - \infty, **491**, **492**, **500**, **501**, **528**
  - \init (nfssfont.tex), **369**, 370
  - \initfamily (yfonts), 396
  - initial code part, 880
  - \initiate@active@char (babel), **589**, **590**
  - \injlil (amsmath), 500
  - inner key/option (geometry), 208
  - innerbars option (changebar), 190
  - innerbody option (sidecap), 323
  - innercaption option (sidecap), 323
  - inparadesc env. (paralist), **136**, 138
  - inparaenum env. (paralist), **132**
  - inparaitem env. (paralist), 135
  - \inplus (stmaryrd), 533
  - inproceedings B<sup>M</sup>T<sub>E</sub>X entry type, **690**, **763**

- `\input`, 20, 432, 835, 884, 919
  - error using, 899
  - (docstrip), [826](#), 829
- input commands, list of, 820–983
- input encoding, [329](#), [330](#), 357, [358](#), 359–361, 443–447
- input files
  - indexes, 655, 668
  - source files, 6
  - specifying, 826, 827
- input style parameters, indexes, 660
- inputenc package, 7, 175, 329, [357–361](#), [443–447](#), 571, 578
  - combined with listings, 175
  - error using, 889, 903
  - required for icelandic, 566
  - restrictions with keys, 66
- `\inputencoding` (inputenc), [360](#), [361](#), [417](#), 571
  - inputencoding key (listings), 175
- `\InputIfFileExists`, [879](#), [881](#), [884](#)
- `.ins` file extension, [825](#)
  - (docstrip), 825
  - (doc), 814
- `\insert`, 917
  - install-pkg.sh program, 961
  - install-tl.sh program, 960
  - installation support, adding, 830–833
  - institution BibTeX field, 763, 765
- `\int`, 536
  - sub/superscript placement on, [491](#), [492](#)
  - (relsize), using larger symbol, [85](#)
- `int.to.chr$` BibTeX built-in function, 808
- `int.to.str$` BibTeX built-in function, 808
- INTEGERS BibTeX command, 805, [807](#)
- integral signs, multiple, [492](#)
- `\intercal` (amssymb), 530
- `\interleave` (stmaryrd), 530
- interlingua option (babel), 543
- internal files, 7
- internal tables, overflowing, 917–919
- `\internallinenumbers` (lineno), [177](#)
- `\internallinenumbers*` (lineno), [177](#)
- international documents, *see* multilingual documents
- International Phonetic Alphabet (IPA), 405, [406](#), [407](#)
- International Standard Book Number (ISBN), 710
- International Standard Serial Number (ISSN), 710
- Internet resources, bibliographies, 773, 774
- interrupting displays, [479](#)
- `\intertext` (amsmath), [479](#)
- `\Interval` (ifsym), [404](#)
- `\intertextsep` length, 285
  - (wrapfig), 300
- `intlimits` option (amsmath), 491
- `invert` option (crop), 214
- `\iota`, 527
- IPA env. (tipa), [406](#)
- IPA (International Phonetic Alphabet), 405, [406](#), [407](#)
  - irish option (babel), 543
- `\IroningII` (marvosym), [401](#)
  - is-abbrev BibTeX style, 792
  - is-alpha BibTeX style, [778](#), [792](#)
  - is-plain BibTeX style, 792
  - is-unsrt BibTeX style, 792
  - isbn BibTeX field, [690](#), 764, [772](#), [779](#)
    - (BibTeXMng), 789
    - (custom-bib), 802
    - (natbib), 710
  - ISBN (International Standard Book Number), 710
- `\iscurrentchapter` (tlc), [72](#)
- `\iso` (euro), 98
  - iso88595 option (inputenc), 571
- `\isodd` (ifthen), [157](#), [876](#)
- issn BibTeX field, [690](#)
  - (BibTeXMng), 789
  - (custom-bib), 802
  - (natbib), 710
- ISSN (International Standard Serial Number), 710
- `.ist` file extension, 8
  - (makeindex), [648](#), 659
- `\it`, [347](#), 464
  - used in math, 349, 464
- it key value
  - (caption), [310](#), [311](#), [313](#), [324](#)
  - (subfig), [316](#), [318](#)
- it option (titlesec), [37](#)
- italian option (babel), 543, [544](#), [839](#)
- italic key value (jurabib), [718](#), [720](#), [733](#), 737
- italic correction, 340, [341](#), [342](#)
- italic font shape, 333
- ItalicNums option (parallel), 183
- ITC Bookman font, 374
- `\itdefault`, 346
- `\item`, [128–131](#), 144–146, [147–151](#), 167, 849, 858, [875](#)
  - error using, 903, 910
  - in theindex, [679](#), 680
    - (fancybox), [600](#)
    - (threeparttable), [278](#)
  - item\_0 keyword (makeindex), 661
  - item\_01 keyword (makeindex), 661
  - item\_1 keyword (makeindex), 661
  - item\_12 keyword (makeindex), 661
  - item\_2 keyword (makeindex), 661
  - item\_x1 keyword (makeindex), 661
  - item\_x2 keyword (makeindex), 661
- `\itemindent` rigid length, [145](#), [147](#), 148, [151](#)
- itemize env., [128](#), 135, 364, 600
  - error using, 911
  - style parameters, 128
    - (babel), [565](#)
    - (paralist), 136

- itemized lists
  - default settings, [136](#), 137, 138
  - extensions, [135](#), 136
  - standard, [128](#)
- \itemsep length, 145, 707
- ITERATE  $\LaTeX$  command, [806](#), [807](#)
- \itshape, [340](#), [341](#), [344](#), [346](#), [408](#), [464](#)
  - used in math, 348, 350
- J**
  - J syntax (tabulary), 254
  - \j, 451, [458](#)
    - problems in T1, [417](#)
  - JabRef program, 789
  - \JackStar (bbling), [403](#)
  - \JackStarBold (bbling), [403](#)
  - Japanese, 592
  - jas99  $\LaTeX$  style (chicago), 700
  - Java database manager, 787–789
  - \jbactualauthorfont (jurabib), 718, 736
  - \jbactualauthorfontifannotator (jurabib), 718
  - \jbannotatorfont (jurabib), 736
  - \jbannotefont (jurabib), [740](#), [741](#)
  - \jbauthorfont (jurabib), 736
  - \jbauthorfontifannotator (jurabib), 736
  - \jbauthorindexfont (jurabib), [721](#)
  - \jbbfsasep (jurabib), [736](#)
  - \jbbibhang rigid length (jurabib), [739](#)
  - \jbbstasep (jurabib), [736](#)
  - \jbbtasep (jurabib), [736](#)
  - \jbcitationyearformat (jurabib), [733](#)
  - JBibtexManager program, 787, 788
  - \jbindexbib (jurabib), 721
  - \jbindextype (jurabib), [721](#)
  - \jbnovarioref (jurabib), 727
  - \jbtitelfont (jurabib), 736
  - \jbuseidemhrule (jurabib), [740](#), [797](#)
  - \jbyearaftertitle (jurabib), [733](#)
  - \jmath, 527, 529
    - (mathptmx), unavailable with, 377
  - jmb  $\LaTeX$  style (jmb), 791, 792
  - jmb package, 792
  - \jobname, [754](#)
  - \Joch (ifsym), [405](#)
  - \Join
    - (amssymb), 535
    - (latexsym), [464](#)
  - \joinrel, 535
  - \jot rigid length (multirow), 273
  - journal  $\LaTeX$  field, [763](#), [765](#), [770](#)
  - jox  $\LaTeX$  style (jurabib), 742, 792
  - .jpeg file extension, 642, 643
  - .jpg file extension, 8, 896
  - \jput (epic), [604](#), [605](#), [606](#)
  - jtb  $\LaTeX$  style, 792
  - jura.bib file (tlc), [717](#), 776
  - jurabib  $\LaTeX$  style
    - (bibtopic), [755](#)
    - (jurabib), [717–721](#), [723–741](#), [742](#), 764, 785, 792, [797](#)
  - jurabib package, xxvi, 715–743, 745, 792
    - compatibility matrix, 746
    - installation possibilities, 831
  - jurabib.cfg file (jurabib), 741
    - used for this book, 716
  - \jurabibsetup (jurabib), [716](#), [717–724](#), [726–735](#), [740](#), [741](#)
  - jureco  $\LaTeX$  style (jurabib), 742, 792
  - jurunsrt  $\LaTeX$  style (jurabib), [739](#), 742, 792
  - justification
    - document headings, 31
    - float captions, [311](#)
    - paragraphs, 102, 103, [104](#), [105](#), 106
  - justification key/option
    - (caption), [301](#), [311](#), [313](#), 323
    - (subfig), [316](#), [318](#)
  - justified key value (caption), 311
  - justify env. (ragged2e), 106
  - \justifying (ragged2e), 106
  - \JustifyingParfillskip length (ragged2e), 106
  - \JustifyingParindent rigid length (ragged2e), 106

**K**

  - \k, 452, [458](#), [567](#)
  - \kappa, 527
  - keepaspectratio key (graphicx), [619](#), [622](#), [623](#)
  - keeping material on same page, 234, *see also* floats
  - KeepShorthandsActive option (babel), 581
  - \keepsilent (docstrip), 828
  - \Ker (tlc), 466
  - \ker, 500
  - kernel errors, *see* troubleshooting
  - key  $\LaTeX$  field, [764](#), [765](#), [779](#), 795
  - \Keyboard (marvosym), [401](#)
  - keys, *see also* arguments
    - bibliographies
      - adding to bibliography listing, [778](#)
      - case sensitivity, 762
      - definition, 761
      - extracting, 778
      - generating, 782, 783
      - removing duplicates, 780, 787
      - searching by strings, 775
    - displaying, [68](#)
    - extracting RCS information, [837](#), 838–983
    - naming, 842
    - parsing  $\$Id$$  keyword, 838, [839](#)
  - keyval package, 206, 308, 623
  - keyword  $\LaTeX$  field (printbib), 776
  - keyword keyword (makeindex), [653](#), [660](#)
  - keywords  $\LaTeX$  field (BibTeXMng), 789
  - keywordstyle key (listings), [170](#), [171](#), [172](#)

- `\kill`, [241](#), [242](#)
  - (longtable), [261](#)
- kluwer B<sup>B</sup>TeX style (harvard), [700](#), [792](#)
- koi8-r option (inputenc), [358](#), [417](#), [570](#), [571](#)
- KOMA-Script classes, [236](#), [237](#)
- Korean, [592](#)
- kuvio package, [488](#), [980](#)
- L**
- L syntax
  - (fancyhdr), [225](#), [226-230](#)
  - (tabulary), [254](#)
  - (tlc), [248](#)
- `\L`, [457](#)
  - (babel), [568](#)
    - producing geminated L, [552](#)
  - (pxfonts), problems with, [390](#)
  - (txfonts), problems with, [389](#)
- `\l`, [458](#), [567](#)
  - (babel), producing geminated l, [552](#)
  - (pxfonts), problems with, [390](#)
  - (txfonts), problems with, [389](#)
- l syntax, [243](#), [244](#), [245](#)
  - (array), [249](#)
- L.. font encoding, [416](#), [430](#)
- `\l@{language}` (babel), [546](#), [579](#), [580](#)
- `\l@chapter`, [50](#)
- `\l@english` (babel), [580](#)
- `\l@example` (tlc), [55](#)
- `\l@figure`, [50](#), [53](#), [54](#)
- `\l@paragraph`, [50](#)
- `\l@part`, [50](#)
- `\l@section`, [50](#)
- `\l@subfigure` (subfig), [320](#)
- `\l@subparagraph`, [50](#)
- `\l@subsection`, [50](#), [52](#)
- `\l@subsubsection`, [50](#), [52](#)
- `\l@subtable` (subfig), [320](#)
- `\l@table`, [50](#), [53](#), [54](#)
- `\label`, [26](#), [66](#), [67](#), [69](#), [71-73](#), [111](#), [121](#), [130](#), [178](#), [215](#), [307](#), [853](#), [876](#), [918](#), [927](#)
  - causing extra space, [859](#)
  - error using, [894](#), [906](#)
  - problems using, [26](#), [67](#), [85](#), [852](#)
  - restrictions on key, [66](#), [842](#)
  - strange results with, [26](#)
  - warning using, [924](#), [928](#)
  - (amsmath), [473](#), [482](#), [485](#)
  - (babel), [66](#)
  - (fancyvrb), [161](#)
  - (longtable), [262](#)
  - (paralist), [132](#), [133](#)
  - (prettyref), [75](#), [76](#)
  - (showkeys), [68](#)
  - (subfig), [316](#), [318](#), [319](#)
- `\label` (*cont.*)
  - (subfloat), [322](#), [323](#)
  - (textcase), [86](#)
    - problems using, [85](#)
  - (titleref), [77](#)
  - (varioref), [71](#)
  - (wrapfig), [300](#)
  - (xr), [78](#)
- label key
  - (fancyvrb), [158](#), [159](#)
  - (listings), [174](#)
- `\labelenumi`, [129](#), [130](#), [131](#), [854](#)
- `\labelenumii`, [129](#), [130](#), [854](#)
- `\labelenumiii`, [130](#), [854](#)
- `\labelenumiv`, [130](#), [854](#)
- labelfont key/option
  - (caption), [301](#), [306](#), [310](#), [311](#), [313](#), [324](#)
  - (subfig), [316](#)
- `\labelformat` (varioref), [69](#), [71](#), [72](#), [75](#), [130](#), [727](#)
- labelformat key/option
  - (caption), [310](#), [311](#), [313](#), [314](#)
  - (subfig), [316](#), [317](#)
- `\labelitemi`, [128](#), [365](#)
- `\labelitemii`, [128](#)
- `\labelitemiii`, [128](#)
- `\labelitemiv`, [128](#)
- labelposition key (fancyvrb), [158](#), [159](#)
- labels
  - chart axes, [606](#), [607](#)
  - equations, *see* tags
  - float captions, [310](#), [311](#), [313](#), [314](#)
  - format, cross-references, [71](#), [72](#), [73-75](#)
  - format, document headings, [38](#)
- `\labelsep` rigid length, [131](#), [138](#), [145](#), [148](#), [151](#), [241](#), [850](#)
- labelsep key/option
  - (caption), [310](#), [311](#), [313](#), [314](#), [324](#)
  - (subfig), [316](#)
- labelstoglobalaux option (bibunits), [753](#)
- `\labelwidth` rigid length, [145](#), [147-151](#), [850](#)
- `\Lambda`, [527](#)
- `\lambda`, [479](#), [500](#), [527](#)
- `\land`, [530](#)
- landscape env. (lscape), [212](#)
- landscape key/option (geometry), [206](#), [207](#), [211](#)
- landscape option, [887](#), [888](#)
  - (crop), [213](#)
  - (typearea), [204](#), [205](#)
- landscape mode, [211](#), [212](#)
- `\langle`, [498](#), [537](#)
- language
  - and typesetting, [541](#)
  - current, setting/getting, [544](#), [545](#), [546](#)
  - defining, [584](#), [585](#)
  - identifying, [582](#)
- `\language`, [544](#)



- language `BIBTeX` field
  - (BibTeXMng), 789
  - (custom-bib), 802
  - (jurabib), 717, 734
- language key (listings), 170, 171–175
- language attributes, 549, 550
- language definition files
  - adding definitions to, 589
  - copyright information, 582
  - definition, 579
  - documentation driver, 583
  - documentation initialization, 583
  - hyphenation patterns, adjusting, 586
  - language identification, 582
  - languages and dialects, defining, 584, 585
  - license information, 582
  - punctuation, special cases, 591
  - release information, 583
  - shorthands, 589–591
  - structure, 582–591
  - translating language-dependent strings, 586
- language options, babel package
  - language-specific commands, 558–564
  - layout considerations, 564–566
  - shorthands, 550–558
  - translations, 550
- language-dependent strings
  - babel package, 542, 547, 579
  - customizing, 549–551, 579
  - hyphenation patterns, 586
  - translations, 550
- language.dat file (babel), 7, 545, 580, 581, 584, 919
- language.skeleton file (babel), 579, 582
- `\language0` (babel), 584
- `\languageattribute` (babel), 549
  - warning using, 931
- `\languagename` (babel), 545, 546
- `\languageshorthands` (babel), 548, 589
- `\LARGE`, 342
  - `Large` key value (caption), 310
- `\Large`, 342
- `\large`, 342, 343, 856
  - `large` key value (caption), 310
- `\largepencil` (dingbat), 401
- `\larger` (relsize), 84
- `\largestsep` option (titlesec), 40
- last key value
  - (fancyvrb), 159, 160
  - (listings), 172
- last update field, bibliographies, 743
- `\LastDeclaredEncoding`, 431
- `\lasthdashline` (arydshln), 267, 268
- `\lasthline` (array), 268, 280, 281
- `\lastleftmark` (extramarks), 220
- `\lastleftxmark` (extramarks), 220
- lastline key
  - (fancyvrb), 162, 163
  - (listings), 172
- LastPage counter (lastpage), 216, 226
- lastpage package, xxvii, 216
- `\lastrightmark` (extramarks), 220, 229, 231, 232
- `\lastrightxmark` (extramarks), 220, 221
- `LATEX`
  - current system, overview, 6–9
  - files used in, 6–9
  - history of, 1–6
  - process flow, 9
- `LATEX 2.09`
  - fonts, 347
  - high-level font commands, 347
  - symbols, 464
- `LATEX` files, obtaining
  - CD-ROM, 948, 949
  - ftp, 948, 952–954
  - web access, 950
- `LATEX` format file, 7
- `LATEX` Project Public License (LPPL), 4, 961
- `latex.fmt` file, 7
- `latex.ltx` file, 365, 829, 854
- latex2html program, 839
- latexsym package, 464
- latin option (babel), 543, 556, 557
- Latin Modern fonts, 356, 357
- latin1 option (inputenc), 90, 100, 101, 359, 361, 417, 567
- latin2 option (inputenc), 359, 361
- latin3 option (inputenc), 359
- latin4 option (inputenc), 359
- latin5 option (inputenc), 359
- latin9 option (inputenc), 359
- `\latinencoding` (babel), 567
- `\latintext` (babel), 568, 589
- law support, bibliographies, 743, 744, 745
- `\layout` (layout), 199
  - layout package, 199
  - layout of a page, *see* page layout
  - layout parameters, list of, 820–824
  - layouts package, xxvii, 195, 199–202
- `\LB` (tlc), 845
- `\Lbag` (stmaryrd), 537
- `\lbag` (stmaryrd), 530
- `\lbrace`, 472, 498, 509, 511, 537
- `\lbrack`, 498, 537
  - `lccn` `BIBTeX` field (BibTeXMng), 789
- `\lceil`, 498, 537
- `\Lcs` (tlc), 339
- .ldf file extension, 8
  - (babel), 7, 542, 579, 582–588
  - (jurabib), 733
- `\ldf@finish` (babel), 588
- `\LdfInit` (babel), 584

- `\ldots`, 496, 536, [844](#), [874](#), [932](#)
- `\le`, [500](#), 532
- leaders
  - document headings, 41, [42](#)
  - in tables of contents, 59
  - indexes, 664
  - tables of contents, 59
- leading
  - blanks, indexes, 650, 655, 666, 669
  - spaces, removing from typed text, [157](#)
  - vertical spacing, 106, [107](#), 108, [343](#), 373
- `\leadsto` (l<sup>a</sup>texsym), [464](#)
- ledmac package, 117, 982
- `\left`, [478](#), [483](#), [487](#), [498](#), [504](#), 525, [526](#), 537, 899
  - error using, 905, 906
- left key value
  - (fancyvrb), 159, [160](#), [163](#), [165](#)
  - (listings), [172](#)
- left key/option (geometry), [208](#), [209](#)
- left option
  - (eurosym), 409
  - (lineno), 181
- `\Leftarrow`, 534
- `\leftarrow`, 534
- `\leftarrowtail` (amssymb), 534
- `\leftarrowtriangle` (stmaryrd), 534
- leftbars option (changebar), 190
- leftbody option (sidecap), 323
- leftcaption option (sidecap), 323
- leftFloats option (fltpage), 325
- `\leftharpoondown`, 534
- `\leftharpoonup`, 534
- `\lefthyphenmin`, 586
  - leftlabels option (titletoc), 60
- `\leftleftarrows` (amssymb), 534
- leftline key value (fancyvrb), 158
- `\leftmargin` rigid length, [145](#), [147-149](#), [151](#), [850](#)
- `\leftmargin` key (titlesec), 38, 43
- `\leftmark`, [218](#), [226-228](#), 229, 232, [233](#)
  - (extramarks), 220
- `\leftpointright` (dingbat), [401](#)
- `\Leftrightarrow`, 534
- `\leftrightarrow`, 534
- `\leftrightarrows` (stmaryrd), 532
- `\leftrightarrows` (amssymb), 534
- `\leftrightarrowtriangle` (stmaryrd), 534
- `\leftrightharpoons` (amssymb), 534
- `\leftrightsquigarrow` (amssymb), 534
- `\leftroot` (amsmath), [504](#), [505](#)
- `\leftskip` length, [182](#), 183
- `\leftslic` (stmaryrd), 530
- `\leftthreetimes` (amssymb), 530
- `\leftthumbedown` (dingbat), [401](#)
- `\leftthumbup` (dingbat), [401](#)
  - legal option (crop), 213
  - legalpaper key/option (geometry), 206
  - legalpaper option, 195
    - (typearea), 204
  - lem env. (tlc), [139](#)
  - length, *see* space parameters
  - `\lengthtest` (ifthen), [150](#), [307](#), [875](#), [876](#)
  - Lenny option (fncychap), 34, [35](#)
  - `\leq`, 532
    - (eulervm), [399](#)
    - leqno option (amsmath), [466](#), [469](#), [471](#), [472](#), [484](#)
  - `\leqq` (amssymb), 532
  - `\leqslant` (amssymb), 532
    - less than sign (<), shorthand character, [557](#)
  - `\lessapprox` (amssymb), 532
  - `\lessdot` (amssymb), 530
  - `\lesseqgtr` (amssymb), 532
  - `\lesseqgtr` (amssymb), 532
  - `\lessgtr` (amssymb), 532
  - `\lesssim` (amssymb), 532
  - `\let`, [162](#), [249](#), [308](#), [501](#), 587, [680](#)
  - `\Letter` (ifsym), [405](#)
    - letter document class, 6, 22, 547
    - letter groups, indexes, 662, 677
    - letter-by-letter sort order, indexes, 657, 668
    - letter-shaped math symbols, [527](#)
    - letterpaper key/option (geometry), 206
    - letterpaper option, [195](#), [196](#), [881](#)
      - (typearea), 204
    - letters, math symbols, 526-529
    - letterspacing, 88-92
  - `\lettrine` (lettrine), [99](#), [100](#), [101](#)
    - lettrine package, 99-101
      - lettrine.cfg file (lettrine), 101
    - `\LettrineFontHook` (lettrine), [100](#)
    - `\LettrineTextFont` (lettrine), [100](#)
    - level keyword (makeindex), 659, [660](#), [662](#)
    - `\levelchar` (doc), 822
    - lexical analyzer, bibliographies, 777
  - `\lfloor`, 498, 537
  - `\tfoot` (fancyhdr), [224](#), [225](#)
  - `\lg`, 500
  - `\Lgem` (babel), 552
  - `\lgem` (babel), 552
    - LGR font encoding, 567, 574, [575](#), 576
  - `\lgroup`, [489](#), [498](#), 537
    - lhag key (lettrine), [101](#)
  - `\lhd` (l<sup>a</sup>texsym), [464](#)
    - LHE font encoding, 577, [578](#)
  - `\thead` (fancyhdr), [221](#), [224](#), [225](#), [598](#)
  - `\hook`, 535
    - license information
      - language definition files, 582
      - ℒ<sup>A</sup>T<sub>E</sub>X Project Public License (LPPL), 4, 961
      - multicol package, 184
      - LICENSE.TL file, 961

- LICR (L<sup>A</sup>T<sub>E</sub>X internal character representation), 442, 443
- LICR objects, 442, 443
  - list of, 455–463
- \Lightning (ifsym), 405
- \lightning (stmaryrd), 528
- \lightrulewidth rigid length (booktabs), 270
- \lim, 491, 500
  - sub/superscript placement on, 491, 492
- \liminf, 500
  - limiting positions (subscripts/superscripts), 491, 492
- \limits, 492
  - error using, 903
- \limsup, 500
- \Line (pspicture), 641
- \line, 601, 607, 608
  - error using, 895
  - warning using, 926
  - (eepic), 608, 609, 610
  - (epic), 608
  - (pspicture), 639, 641
- line breaks, *see also* space parameters
  - badness rating, 859
  - bibliographies, 694
  - code listings, 172, 173
  - computer code, 172, 173
  - document headings, 31
  - in citations, 694
  - in tables, 247
  - number-only citations, 694
  - second-last line, 849, 850
- line\_max keyword (makeindex), 661
- \linebreak, 102, 845, 943
  - (soul), 90
- \linelabel (lineno), 178, 179
- \Lineload (marvosym), 401
- lineno package, xxvii, 176–181, 182
- linenomath env. (lineno), 178
- linenomath\* env. (lineno), 178
- \LineNumber (lineno), 180, 181
- \linenumberfont (lineno), 179, 180
- \linenumbers (lineno), 176, 177, 178–182
  - linenumbers env. (lineno), 177
- \linenumbersep rigid length (lineno), 179, 180, 182
- \linenumberwidth rigid length (lineno), 179
- lineonmath env. (lineno), 178
- \lineref (lineno), 179
- lines key (lettrine), 100, 101
- lines key value
  - (fancyvrb), 158, 159
  - (listings), 173
- lines key/option (geometry), 207
- lines (graphic), *see also* boxes; frames
  - drawing, 603, 604, 610, *see also* epic package; eepic package
  - thickness, 604
- lines (of text)
  - fonts for line numbers, 179, 180
  - numbering, 175, 176, 177, 178, 179, 180, 181
  - per page, 198
  - referencing line numbers, 178, 179
- \lineskip length, 936
- \linespread, 204, 373
- \linethickness, 611, 612
  - (epic), 602
  - (picins), 304, 305
  - (pspicture), 639, 640, 641
- \linewidth rigid length, 158, 194, 242, 250–252, 326, 624, 858, 867, 869–871
  - (multicol), 186
- \lining (fourier), 393
- linking cross-references, 78
- \lips
  - (lips), 82, 83
  - (tlc), 81
- lips package, 82, 83, *see also* ellipsis package
- list env., 144, 146, 147, 151, 850, 858
  - error using, 911
  - style parameters, 145
- list stack, displaying, 944
- \listdesign (layouts), 202
- \listdiagram (layouts), 202
- \listfigurename, 34, 53
  - (babel), 547
- \listfiles, 21, 884
- listing env. (moreverb), 153
- listing\* env. (moreverb), 153
- listingcont env. (moreverb), 153
- listingcont\* env. (moreverb), 153
- listings package, xxvi, 154, 168–175
  - combined with color, 171
  - combined with inputenc, 175
- \listof (float), 55, 293, 294
- \listofexamples (tlc), 54, 55
- \listoffigures, 22, 46, 52, 54, 222, 293, 307
  - listed in TOC, 48
  - (caption), 315
  - (subfig), 321
- listofformat key/option (subfig), 319, 320
- listofindent key/option (subfig), 320, 321
- listofnumwidth key/option (subfig), 320
- \listoftables, 22, 46, 52, 54, 222, 259, 293
  - listed in TOC, 48
- \listparindent rigid length, 145
- lists
  - boxed, 600
  - bulleted, *see* itemized lists
  - description
    - extensions, 136
    - standard, 131
    - user-defined, 147, 148–151

- lists (*cont.*)
  - enumerated
    - default settings, 136, [137](#), 138
    - extensions, [132–135](#)
    - indentation, [137](#)
    - standard, [129–131](#)
  - headed, 138, [139](#), 140
    - customizing, 141, 142, [143](#)
    - font, 141
    - indentation, 141
    - proofs, 143, 144
    - punctuation, 141
    - QED (□) symbol, 143, 144
    - spacing, 141
    - style name, 141
    - style, defining, [140](#)
  - itemized
    - default settings, [136](#), 137, 138
    - extensions, [135](#), 136
    - standard, [128](#)
  - multilingual documents, [565](#)
  - numbered, *see* enumerated lists; headed lists
  - of figures/tables, in tables of contents, 48
  - schematic layout, 145
  - types of, 128
  - unnumbered, *see* itemized lists
  - user-defined, 144–146
    - description lists, 147, [148–150](#), 151
    - enumerated lists, [151](#)
    - quotations, 146, [147](#)
- lists option (endfloat), 290
- \listtablename, 34
  - (babel), 547
- \ll, 532
- \llap, 180, [181](#)
- \llbracket
  - (fourier), [392](#)
  - (stmaryrd), 498, 537
- \llceil (stmaryrd), 537
- \lleftarrow (amssymb), 534
- \llfloor (stmaryrd), 537
- \lll (amssymb), 532
- \llless (amssymb), 532
- \llparenthesis (stmaryrd), 537
- lmargin key/option (geometry), [206](#), [208](#)
- lmodern package, 357
- \lmoustache, 498, 537
- \ln, 500
  - ln option (graphics), 615
- \lnapprox (amssymb), 532
- \lneq (amssymb), 532
- \lneqq (amssymb), 532
- \lnot, 528
- \lnsim (amssymb), 532
- \LoadClass, [879](#), [886](#), [887](#)
  - error using, 903, 908, 912
  - warning using, 931
- \LoadClassWithOptions, [883](#), [887](#)
  - loading option (tracefmt), [369](#), 946
  - loadonly option (titlesec), 44, 45
  - location BibTeX field (BibTeXMng), 789
  - location classes, 677, 678
  - location formatting, 678
- .lof file extension, [7](#), [8](#), [46](#), 48, 53
  - (chapterbib), 749
  - (subfig), 320
  - (titletoc), 58
- lofdepth counter (subfig), 320
- \log, [493](#), [500](#)
  - .log file extension, [7](#), [8](#), 657
  - logonly option (trace), 946
- \long, [846](#), 932, [933](#)
  - long key value (jurabib), [732](#)
  - long option (rcsinfo), 839
- \Longarrownot (stmaryrd), [533](#), 535
- \longarrownot (stmaryrd), 535
  - longgather env. (tlc), [468](#)
- \Longleftarrow, 534
- \longleftarrow, 534
- \Longleftrightarrow, 534, [862](#)
- \longleftrightarrow, [533](#), 534
- \Longmapsfrom (stmaryrd), 534
- \longmapsfrom (stmaryrd), 534
- \Longmapsto (stmaryrd), 534
- \longmapsto, 534
  - longnamesfirst option (natbib), [704](#), [705](#)
  - problems using, [705](#)
- \longpage (tlc), [234](#)
- \Longrightarrow, 534
- \longrightarrow, [489](#), 534
  - longtable env. (longtable), 259, [260](#), [261–264](#), 270, 277
  - “floating”, 289
- longtable package, 259–263
  - combined with booktabs, 270
  - combined with caption, 262
- lookat key/option (jurabib), [727](#), [728](#), 729, [741](#)
- \lookatprefix (jurabib), 727
- \lookatsuffix (jurabib), 727
  - lookforgender key/option (jurabib), [735](#)
- looktex program, 775
- \looparrowleft (amssymb), 534
- \looparrowright (amssymb), 534
  - loose option
    - (minitoc), 56
    - (shorttoc), 55
- \looseness, 943
  - output produced from, [943](#)
- \lor, 530
  - lost characters, tracing, 945

- .lot file extension, [7](#), [8](#), [46](#), [48](#)
    - (chapterbib), [749](#)
    - (subfig), [320](#)
    - (titletoc), [58](#)
  - lotdepth counter (subfig), [320](#)
  - loversize key (lettrine), [101](#)
  - \lowercase, [341](#)
    - problems with, [571](#)
  - lowersorbian option (babel), [543](#)
  - \lozenge (amssymb), [528](#)
  - \LPNobreakList (lips), [82](#)
  - LPPL (L<sup>A</sup>T<sub>E</sub>X Project Public License), [4](#), [961](#)
  - \lproject (tlc), [94](#), [95](#)
  - \LR (tlc), [182](#)
    - LR boxes, [860–862](#)
  - lraise key (lettrine), [101](#)
  - lrbox env., [869](#), [870](#)
  - lscap package, [211](#), [212](#)
  - \Lsh (amssymb), [534](#)
    - lsorbian option (babel), [559](#)
  - \lstineline (listings), [171](#)
  - \lstininputlisting (listings), [171](#), [172–175](#)
  - lstlisting counter (listings), [174](#)
  - lstlisting env. (listings), [170](#), [172](#), [173](#), [175](#)
  - \lstlistingname (listings), [174](#)
  - \lstlistlistingname (listings), [174](#)
  - \lstlistoflistings (listings), [174](#)
  - \lstloadlanguages (listings), [170](#), [171](#)
  - \lstset (listings), [169](#), [170](#), [171–175](#)
  - \Lsub (tlc), [31](#)
  - \LTcapwidth rigid length (longtable), [262](#)
  - LTchunksizer counter (longtable), [263](#)
  - \Ltimes (amssymb), [530](#)
  - \LTleft length (longtable), [261](#)
    - ltoutenc.dtx file, [368](#)
  - \LTpost length (longtable), [261](#)
  - \LTpre length (longtable), [261](#)
  - \LTRight length (longtable), [261](#)
  - .ltx file extension, [8](#)
    - (tlc), [14](#), [960](#)
  - .ltx2 file extension (tlc), [14](#), [960](#)
  - ltxdoc document class, [818](#), [834](#), [835](#)
    - ltxdoc.cfg file (ltxdoc), [835](#)
    - Lucida Bright font, in math and text, [521](#)
    - lucidabr package, [339](#), [521](#)
    - luximono package, [386–388](#)
    - LV1 font encoding, [416](#)
  - \lvec (tlc), [845](#), [846](#), [932](#), [933](#), [934](#)
  - \lVert (amsmath), [498](#), [501](#), [537](#)
  - \lvert (amsmath), [498](#), [500](#), [501](#), [537](#)
  - \lvertneqq (amssymb), [532](#)
  - LY1 font encoding, [416](#)
    - list of LICR objects, [455–463](#)
    - (pxfonts), [391](#)
    - (txfonts), [388](#)
- ## M
- m syntax
    - (array), [244](#), [245](#), [249](#)
    - (tabularx), [252](#)
  - M-xcompile function (emacs), [787](#)
  - \m@ne, [843](#)
  - macce option (inputenc), [360](#)
  - maccyr option (inputenc), [571](#)
  - MACRO B<sub>B</sub>T<sub>E</sub>X command, [805](#), [807](#)
  - macro env. (doc), [815](#), [816](#), [817](#), [821](#), [824](#)
  - macro stack, displaying, [892](#)
  - macrocode env. (doc), [815](#), [816](#), [817](#), [821](#), [824](#)
  - macrocode\* env. (doc), [815](#), [817](#), [821](#)
  - \MacrocodeTopsep length (doc), [824](#)
  - \MacroFont (doc), [824](#)
  - \MacroIndent rigid length (doc), [824](#)
  - macros
    - cross-references, [817](#), [818](#)
    - descriptions, creating, [815](#), [816](#)
    - documenting, *see* documentation tools
    - spacing after macro names, [80](#), [81](#)
  - \MacroTopsep length (doc), [816](#), [824](#)
  - mag key/option (geometry), [210](#)
  - magnification, [210](#)
  - magyar option (babel), [543](#)
  - \main (doc), [822](#)
  - main code part, [883](#)
  - main font, [338](#), [339](#)
  - \mainmatter, [22](#), [216](#)
    - make-rules program, [671](#)
  - \makeatletter, [14](#), [18](#), [25](#), [26](#), [114](#), [129](#), [692](#), [693](#), [843](#), [852](#)
  - \makeatother, [14](#), [18](#), [25](#), [26](#), [114](#), [129](#), [692](#), [693](#), [843](#), [852](#)
  - makebib program, [776](#)
  - \makebox, [113](#), [158](#), [242](#), [835](#), [860](#), [861](#), [862](#)
    - zero-width, [126](#), [147](#), [183](#), [629](#)
    - (fancybox), [597](#)
    - (ltxdoc), [835](#)
    - (pspicture), [640](#)
  - makebst program, [685](#), [708](#), [711](#)
  - makebst.tex file (custom-bib), [798](#), [799](#), [801–804](#)
  - \makeenmark (endnotes), [126](#)
  - \makeglossary, [653](#)
  - makeidx package, [649](#), [652](#), [656](#)
  - \makeindex, [649](#), [655](#)
  - makeindex program, [7](#), [8](#), [573](#), [574](#), [648](#), [650](#), [652](#), [654–666](#), [827](#), *see also* index generation; xindy program
    - Cyrillic alphabet, [573](#)
    - multilingual documents, [573](#)
  - \makeLabel, [145](#), [147](#), [148](#), [149](#), [150](#), [850](#)
  - \makeLineNumber (lineno), [180](#), [181](#)
  - \makeLineNumberRight (lineno), [179](#)
  - \MakeLowercase, [37](#), [63](#), [64](#), [85](#), [341](#), [571](#)
    - (fontenc), [361](#)
  - \MakePercentCommand (doc), [824](#)

- `\MakePercentIgnore` (doc), 824
- `\MakePerPage` (perpage), 120, 125
- `\MakePrivateLetters` (doc), 824
- `\MakeShortVerb`
  - (doc), 816, 821
  - (shortvrb), 152, 885
- `\MakeShortVerb*`
  - (doc), 816, 822
  - (shortvrb), 152, 153
- `\MakeTextLowercase` (textcase), 86
- `\MakeTextUppercase` (textcase), 86
- `\maketitle`, 22
  - error using, 907
  - producing unwanted page number, 222, 230
  - warning using, 925
- `\MakeUppercase`, 85, 86, 229, 571, 767
  - in headings, 31, 91, 92, 679, 680
  - (fontenc), 361
  - (textcase), 86
- `\MakPerPage` (perpage), 121
- Manju (Mongolian), 592
- manjutex package, 592
- manual  $\LaTeX$  entry type, 690, 763, 765, 779
- manyfoot package, xxvi, 122–125
- .map file extension, 420
- `\Mapsfrom` (stmaryrd), 534
- `\mapsfrom` (stmaryrd), 534
- `\Mapsfromchar` (stmaryrd), 535
- `\mapsfromchar` (stmaryrd), 535
- `\Mapsto` (stmaryrd), 534
- `\mapsto`, 534
- `\Mapstochar` (stmaryrd), 535
- `\mapstochar`, 535
- `\marg` (ltxdoc), 834
  - margin key/option
    - (caption), 309, 318
    - (geometry), 211, 213, 214
    - (subfig), 316, 317
  - margin footnotes, 118, 119
  - marginal option (footmisc), 118, 124, 728, 730
  - marginal notes, 126, 127, 209, *see also* endnotes; footnotes
  - margincaption option (sidecap), 323, 325
- `\marginlabel` (tlc), 127
- `\marginpar`, 103, 126, 127, 177, 178, 221, 863
  - error using, 899, 907, 912
  - justification in, 106
  - numbered per page, 121
  - problems with hyphenation, 127
  - style parameters, 127
  - warning using, 924
  - (lineno), 177
  - (mparhack), 127
  - (multicol), not supported, 189
  - (perpage), numbered per page, 121
  - (titlesec), problems using, 38
- `\marginparpush` rigid length, 127, 194, 196
- `\marginparsep` rigid length, 127, 194, 196, 302
  - (fancyhdr), 227
  - (sidecap), 324
- `\marginparsep` key/option (geometry), 210
- `\marginparswitchfalse` (layouts), 200
- `\marginparwidth` rigid length, 127, 194, 196, 199, 203, 302
  - (fancyhdr), 227
- `\marginparwidth` key/option (geometry), 206, 209
- `\marginratio` key/option (geometry), 206, 211
- margins
  - driver margins, 196
  - inner margins, 195
  - outer margins, 195
  - page layout, 195, 208, 211
- `\mark`, 217, 218
  - mark commands, 217, 218, 219, 220, 221, 229, 230
- `\markboth`, 218, 219, 221–223, 228, 229, 230
  - error using, 893
- markers option (endfloat), 290
- marking omitted text, *see* ellipsis
- `\markright`, 218, 219, 220, 222, 223, 228, 229, 230, 232
  - error using, 893
  - (extramarks), 221
- markshow option (multicol), 188
- markup-location function (xindy), 678, 679
- markup-location-list function (xindy), 675
- marvodoc.pdf file (marvosym), 401
- marvosym package, xxvii, 401–403, 411, 412
- MarVoSym font, 401, 403
- master scripts, creating, 829
- mastersthesis  $\LaTeX$  entry type, 763
- math option (inputenc), 446
- math alphabet identifier, *see* alphabet identifier
- math fonts, *see also* fonts
  - alphabet identifiers, 348, 349–351
  - AMS, 467, 468
  - automatic changes, 347, 348
  - Baskerville Math, 520
  - Bitstream Charter Math, 520
  - Blackboard Bold, 378, 509, 519
  - bold letters, 510–512, 513
  - CM Bright, 522
  - Computer Modern (CM), 513
  - Concrete, 514
  - Euler, 396, 397–399, 467, 514
  - Euler Fraktur, 467, 509
  - font commands, 351
  - formula versions, 352, 353
  - Fourier-GUTenberg, 391–393, 515
  - Helvetica Math, 522
  - Info Math, 523
  - input, encoding, 445–447
  - Lucida Math, 521
  - Palatino, 377, 378, 390, 391, 518

math fonts (*cont.*)

Palatino Math, 519  
 Pazo, 377, 378, 509, 518  
 Pi, 378–381, 382  
 Pxfonts, 518  
 scaling large operators, 368  
 setting up, 432–437  
 Times Roman, 376, 377, 389, 390, 516  
 TM Math, 517  
 TXfonts, 516

math symbol type, 524

math symbols, *see also* special characters; text symbols

accents, 529  
   as superscripts, 495  
 binary operator symbols, 529  
 compound, 490–495  
 continued fractions, 490  
 decorated arrows, 490  
 decorative, 495  
 delimiters, 490–497, 498, 499, 504  
 dotted accents, 494, 495  
 ellipsis (...), 496, 497  
 formulas, boxed, 491, 600  
 fractions, 493, 494  
 generalizations, 493, 494  
 horizontal extensions, 497, 499  
 integral signs, multiple, 492  
 letters, 526–529  
 math symbol type, 524  
 $\backslash\mathbin$  (boxes), 530  
 $\backslash\mathbin$  (circles), 531  
 $\backslash\mathbin$  (miscellaneous), 530  
 $\backslash\mathclose$  (open/close), 498, 537  
 mathematical type, 524  
 $\backslash\mathinner$  (punctuation), 536  
 $\backslash\mathop$ , 536  
 $\backslash\mathopen$  (open/close), 498, 537  
 $\backslash\mathord$  (Greek), 527  
 $\backslash\mathord$  (letter-shaped), 527  
 $\backslash\mathord$  (miscellaneous), 528  
 $\backslash\mathord$  (punctuation), 536  
 $\backslash\mathpunct$  (punctuation), 536  
 $\backslash\mathrel$  (arrows), 534  
 $\backslash\mathrel$  (arrows—negated), 534  
 $\backslash\mathrel$  (equality and order), 532  
 $\backslash\mathrel$  (equality and order—negated), 532  
 $\backslash\mathrel$  (miscellaneous), 535  
 $\backslash\mathrel$  (negation and arrow extensions), 535  
 $\backslash\mathrel$  (sets and inclusion), 533  
 $\backslash\mathrel$  (sets and inclusion—negated), 533  
 modular relations, 492, 493  
 numerals, 526–529  
 opening/closing symbols, 537  
 operator symbols, 536  
 operators, 490–493, 494, 495

math symbols (*cont.*)

operators, multilingual documents, 564  
 ordinary symbols, 526, 527, 528, 529  
 positioning subscripts/superscripts, 491, 492  
 punctuation, 535  
 radicals, 504, 505  
 relation symbols, 531, 532, 533  
 spacing between, 525, 526, 528, 529  
 subscripts, limiting positions, 491, 492  
 superscripts, above Relation symbols, 495  
 superscripts, limiting positions, 491, 492  
 symbol classes, 524–526, 528, 529  
 variable form, 495, 496–499  
 vertical extensions, 498, 499  
 $\backslash\mathalpha$ , 399, 434, 435, 524  
 $\backslash\mathbb$   
   (amsfonts), 467, 509  
   (amssymb), 509  
   (fourier), 391  
   (mathpazo), 378  
   (tlc), 435, 509  
 $\backslash\mathbf$ , 349, 352, 472, 475, 492, 495, 504, 508, 510, 511  
   (bm), 510  
   (mathptmx), 377  
 $\backslash\mathbin$ , 85, 435, 524, 528, 530, 531  
   (bm), 512  
   (resize), 85  
 $\backslash\mathcal$ , 349, 351, 397, 484, 489, 495, 501, 506, 508, 509  
   (ccfonts), 384  
   (eucal), 396, 467  
   (eulervm), 397, 398  
   (fourier), 391  
   (mathpazo), 377  
   (mathptmx), 376  
   (pxfonts), 390  
   (txfonts), 389  
 $\backslash\mathclose$ , 435, 498, 524, 537  
 $\backslash\mathdollar$ , 527  
 $\backslash\mathellipsis$ , 536  
 mathematical typesetting, *see also*  $\mathcal{A}\mathcal{M}\mathcal{S}\text{-}\mathcal{L}\mathcal{A}\mathcal{T}\mathcal{E}\mathcal{X}$ ; *specific mathematical elements*  
   fine-tuning layout  
     alignment, 505, 506, 507  
     big-g delimiters, 504  
     horizontal space, 507, 508  
     radicals, 504, 505  
     sizing, 502, 503  
     smashing, 506, 507  
     spacing, 502, 503, 505, 506, 507  
     sub-formulas, 503, 504  
   operator names, 499, 500, 501  
   text, 499–501  
 $\backslash\mathfrak$   
   (amsfonts), 467, 509  
   (amssymb), 509

- `\mathfrak` (*cont.*)
  - (eufrak), 396, 397, 399, 467
  - (eulervm), 398
- `\mathindent` length (amsmath), 469, 471, 500
- `\mathindent` rigid length, 471
- `\mathinner`, 498, 525, 536
- `\mathit`, 349, 464
- `\mathlarger` (relsize), 84, 85
- `mathlines` option (lineno), 178
- `\mathnormal`, 349, 350
  - (eulervm), 397
- `\mathop`, 85, 435, 524, 536
  - (amsmath), 492
  - (bm), 512
- `\mathopen`, 435, 498, 524, 537
- `\mathord`, 435, 474, 498, 524, 527–529, 536
- `\mathparagraph`, 527
- `mathpazo` package, 371, 373, 377, 378, 519
- `mathpple` package, 371, 373, 377
- `mathptm` package, 371, 373, 376, 377
- `mathptmx` package, 370, 371, 373, 376, 377, 388–390, 517
  - combined with tipa, 406
- `\mathpunct`, 435, 524, 536
- `\mathrel`, 85, 435, 474, 498, 524, 528, 529, 532–535
  - (amsmath), 504
  - (bm), 512
- `\mathring`, 529
- `\mathrm`, 349, 350, 489, 499
- `\mathscr`
  - (eucal), 396, 397
  - (eulervm), not existing, 398
  - (tlc), 509
- `mathscr` option (eucal), 396
- `\mathsection`, 527
- `\mathsf`, 349, 351, 352, 353, 464
  - (eulervm), 399
- `\mathsmaller` (relsize), 84, 85
- `\mathsterling`, 527
- `\mathstrut`, 505
- `mathtime` package, 352
- `\mathhtt`, 349
- `\mathversion`, 352
  - error using, 904
- `matrix` env. (amsmath), 486
  - error using, 904, 907
- matrix-like environments
  - `cases` env., 486
  - matrix environments, 486, 487
  - single equations, few variants, 486
  - subscripts, stacking, 487, 488
  - superscripts, stacking, 487, 488
- `\matrixput` (epic), 607
- `\max`, 491, 500, 525
- `\maxdimen` rigid length, 88
  - (tabulary), 253
- `\maxfiles` (docstrip), 833
  - `MaxMatrixCols` counter (amsmath), 487
- `\maxoutfiles` (docstrip), 833
- `\maxovaldiam` rigid length (eepic), 609
- `\mbox`, 148, 499, 512, 844, 860, 870
  - hiding material in a `\discretionary`, 173
  - to suppress hyphenation, 694
  - (bm), 512
  - (soul), 90
  - (ulem), 87
- `md` key value (caption), 310
- `md` option (titlesec), 37
- `\mddefault`, 346
- `\mdqoff` (babel), 548
- `\mdqon` (babel), 548
- `\mdseries`, 340, 344, 346
- `\meaning`, 935
- `\meas` (tlc), 501
- `\measuredangle` (amssymb), 528
- medieval attribute (babel), 549
- medium option (titlesec), 37
- `\medmuskip` length, 507, 525, 526
- `\medskip`, 857
  - in headings, 31
- `\medskipamount` length, 857
- `\medspace` (amsmath), 507, 508
- memo page style (tlc), 230
- memoir document class, 202, 237, 701
- memory exceeded message, 915–919
- `\merge` (stmaryrd), 530
- merge rules, 673, 676
- merge-rule function (xindy), 676
- merge-to function (xindy), 678
- merging, bibliographies, 779, 780
- `merlin.mbs` file (custom-bib), 799, 803
- `\MessageBreak`, 884, 885
- messages, *see also* troubleshooting
  - generating, 827, 828
  - informational, 920–931
  - memory exceeded, 915–919
  - user, generating, 827, 828
  - warning, 920–931
- messages, error
  - \* (asterisk) only, 894
  - colored, in bibliography front end, 785
  - indexes
    - list of, 658, 659
    - makeindex, 658, 659
    - suppressing, 657, 668, 674
  - list of, 894–915
  - source line, finding, 890–894
  - syntax, 890
- messages, index generation
  - debugging, 675



- messages, index generation (*cont.*)
  - error messages
    - list of, 658, 659
    - makeindex, 658, 659
    - suppressing, 657, 668, 674
- `\meta` (doc), [815](#), [822](#)
- METAFONT, [334](#)
- `\MetaPrefix` (docstrip), [829](#), [833](#)
- MFpic program, [970](#)
- `\mho`
  - (amssymb), [527](#)
  - (latsym), [464](#)
- `\mid`, [509](#), [535](#)
- `\middle`, available with eTeX, [498](#), [504](#), [537](#)
- `\midrule` (booktabs), [270](#), [271](#), [272](#)
- `\midrulesep` rigid length (booktabs), [271](#)
- `\midwordellipsis` (ellipsis), [82](#)
- `\min`, [500](#)
- `\minalignsep` (amsmath), [476](#), [477](#), [479](#)
- `\minilof` (minitoc), [56](#)
- `\minilot` (minitoc), [56](#)
- minipage env., [862](#), [863](#), [864](#), [865](#), [866](#), [869](#), [870](#)
  - footnotes in, [110](#), [111](#), [113](#), [277](#)
  - justification in, [104](#), [106](#)
  - nested, [864](#)
  - (supertabular), [256](#)
- `\minitoc` (minitoc), [56](#), [58](#)
- minitoc package, xxvii, [56–58](#), *see also* titletoc package
- minitocdepth counter (minitoc), [56](#), [57](#)
- `\minus` (euro), [99](#)
- minus syntax, [63](#), [91](#), [415](#), [695](#), [854](#), [855](#), [935](#)
- `\minuso` (stmaryrd), [530](#)
- mirror option (crop), [214](#)
- misc BibTeX entry type, [763](#)
- misc option (ifsym), [405](#)
- missing\$ BibTeX built-in function, [808](#), [810](#)
- mktexlsr program, [899](#)
- ML env. (tlc), [139](#)
- mla option
  - (ellipsis), [82](#)
  - (lips), [83](#)
- MBibTeX program, [761](#)
- .mlf(*n*) file extension (minitoc), [56](#)
- mlt env. (tlc), [468](#)
- .mlt(*n*) file extension (minitoc), [56](#)
- mmode boolean, [875](#)
- mnk option (inputenc), [571](#)
- mnote counter (tlc), [121](#)
- `\Mobilefone` (marvosym), [401](#)
- `\mod` (amsmath), [492](#), [493](#)
- `\models`, [535](#)
- modular relations, math symbols, [492](#), [493](#)
- `\Module` (doc), [824](#)
- modulo option (lineno), [179](#)
- `\modulolinenumbers` (lineno), [179](#), [182](#)
- monetary symbols, *see* currencies, typesetting
- Mongolian (Manju), [592](#)
- monospaced fonts, [331](#), [332](#), [339](#), *see also* typed text; typewriter font
  - courier, [374](#)
- monotoniko attribute (babel), [549](#), [574](#)
- month BibTeX field, [690](#), [763](#), [765](#), [770](#)
- `\moo` (stmaryrd), [530](#)
- `\morecmidrules` (booktabs), [271](#), [272](#)
- moredefs package, [82](#), [83](#)
- morefloats package, [912](#)
- moreverb package, [153](#)
- mos option (inputenc), [571](#)
- mottos (quotations), on chapter headings, [35](#), [36](#)
- `\Mountain` (ifsym), [405](#)
  - mountains, symbols, [403](#), [404](#), [405](#)
- `\movetoevenpage` (nextpage), [236](#)
- `\movetooddpage` (nextpage), [236](#)
- `\mp`, [530](#)
  - mparhack package, [127](#)
  - mpexclude option (typearea), [205](#)
  - mpfootnote counter, [110](#), [851](#)
    - (footmisc), [111](#)
  - `\mpfootnotemark` (footmisc), [111](#)
  - `\mpfootnoterule` (footmisc), [119](#)
  - mpinclude option (typearea), [205](#)
  - mpsupertabular env. (supertabular), [256](#), [277](#)
  - mpsupertabular\* env. (supertabular), [256](#), [277](#)
- `\mrm` (tlc), [350](#)
- mrnumber BibTeX field (BibTexMng), [789](#)
- `\msfsl` (tlc), [350](#), [351](#), [352](#)
- `\Msg` (docstrip), [827](#)
- .msp file extension, [626](#)
- `\mspace` (amsmath), [507](#)
- .mtc(*n*) file extension (minitoc), [56](#)
- `\mtcfont` (minitoc), [57](#)
- `\mtcindent` rigid length (minitoc), [57](#)
- mtcoff package, [58](#)
- `\mtcpagenumbers` (minitoc), [57](#)
- `\mtcPfont` (minitoc), [57](#)
- `\mtcPSfont` (minitoc), [57](#)
- `\mtcrule` (minitoc), [57](#)
- `\mtcrules` (minitoc), [57](#)
- `\mtcSfont` (minitoc), [57](#)
- `\mtcSSfont` (minitoc), [57](#)
- `\mtcSSSfont` (minitoc), [57](#)
- `\mtctitle` (minitoc), [57](#)
- `\mu`, [492](#), [527](#)
- `\multfootsep` (footmisc), [120](#)
- multibib package, [746](#), [754](#), [755](#), [756](#)
  - compatibility matrix, [746](#)
- multicol package, [176](#), [184–189](#), [232](#), [299](#)
  - license information, [184](#)
- `\multicolpretolerance` (multicol), [186](#)

- multicols env. (multicol), [184](#), [185–189](#), [680](#), 863, 875
  - style parameters, 185–187
- multicols\* env. (multicol), [185](#), 884
- \multicolsep length (multicol), [185](#), 186
- \multicoltolerance (multicol), [186](#), 187
- \multicolumn, [272](#), 273, [274](#), [276](#), [277](#), [279](#), [280](#)
  - error using, 901, 904, 905
  - (longtable), [260](#)
  - (supertabular), [257](#), [258](#)
  - (tabularx), [282](#)
  - restrictions using, 252
- multilingual documents, *see also* babel package
  - ! (exclamation mark), shorthand character, [554](#)
  - " (double quote), shorthand character, 551–553
  - ' (acute accent), shorthand character, [556](#)
  - . (period), shorthand character, [558](#)
  - : (colon), shorthand character, [554](#)
  - ; (semicolon), shorthand character, [554](#)
  - < (less than sign), shorthand character, [557](#)
  - = (equals sign), shorthand character, [557](#)
  - > (greater than sign), shorthand character, [557](#)
  - ? (question mark), shorthand character, [554](#)
  - ^ (caret), shorthand character, [556](#)
  - ‘ (grave accent), shorthand character, [555](#)
  - ~ (tilde)
    - multilingual aspects, [554](#)
    - nonbreaking space, 550
- accented letters, [552](#)
- bibliographies, language support, 733, [734](#), 735, 811, 812
- BiBTeX, 573
- character sets, 541
- citations, Hungarian, 564
- culture, and typesetting, 542
- current language, setting/getting, 544, [545](#), [546](#)
- dates, formatting, [558](#), [559](#)
- definite articles, Hungarian, 563
- encoding languages and fonts
  - Cyrillic alphabet, 569–573
  - Greek alphabet, 574, 576
  - Hebrew alphabet, 576–578
  - language options, 566–568
- footnotes, 565, [566](#)
- French names, [563](#)
- Hcaption font, 577
- Hclassic font, 577
- hyphenation
  - cultural aspects, 542
  - defining dynamically, 542
  - in multiple languages, 546, [580](#), [581](#)
  - Italian, 563
  - language aspects, 541
  - patterns, adjusting, 586
  - patterns, applying, [545](#)
  - preventing, [545](#)
- multilingual documents (*cont.*)
  - special rules, [553](#)
  - indentation after heading, 565
  - indexes, 666, [669–671](#)
  - language attributes, [549](#), [550](#)
  - language, and typesetting, 541
  - language-dependent strings, 542, [547](#), [549–551](#), 586
  - lists, [565](#)
  - makeindex, 573
  - mathematical operators, [564](#)
  - non-Latin alphabets
    - Arabic, 591
    - Armenian, 592
    - Chinese, 592
    - Cyrillic, 569–571, [572](#), 573, 574
    - Ethiopian, 592
    - Greek, 574, [575](#), [576](#)
    - Hebrew, [576](#), [577](#), [578](#), [579](#), 591
    - Indian, 592
    - Japanese, 592
    - Korean, 592
    - Manju (Mongolian), 592
  - numbering, 559, [560–563](#), 564
  - Omega, T<sub>E</sub>X extension, 592
  - OT1 extensions, 566, 567
  - overview, 539–541
  - Polish, [567](#)
  - punctuation, special cases, [591](#)
  - quoting characters, inserting, [552](#), [553](#)
  - right-to-left typesetting, 566, [577](#)
  - shalom fonts, 577
  - shorthands, 547, [548](#), [549](#)
  - spacing after punctuation, 564
  - special characters, [552](#)
  - summary table, 542
  - T1 extensions, 566, 567
- \multimap (amssymb), 534
- multipage tables
  - and floats, [262–264](#)
  - captions, 257, [262](#)
  - creating with longtable, 259, [260](#), 261, [262–264](#)
  - creating with supertabular, 256, [257](#), [258](#), 259
  - footnotes, 263
  - headers and footers, 256, 257, 261
  - horizontal alignment, 261
  - page breaks, 257
  - problems with, [263](#), [264](#)
  - reducing run numbers, 263
  - row commands, 261
  - spacing around, 261
  - width, 258, 259, [260](#), 261, 262, [263](#), 264
- multiple key value (jurabib), 722, 735
- multiple option (footmisc), [120](#), [123–125](#), [728–731](#)
- multiple bibliographies, 745–756
- multiple citations, 703, [704](#)

- multiple indexes, 681, 682
  - multiple tables of contents, 54, [55](#), 56–58
  - `\multiply`, 871
  - `\multipt`, 601, 606, 607
    - (`pspicture`), 640
  - `\multiptutlist` (`epic`), [606](#), [607](#)
  - `\multirow` (`multirow`), [273](#), [274](#), [282](#)
    - `multirow` package, 273, 274
  - `\multirowsetup` (`multirow`), [273](#), [274](#)
  - `multline` env. (`amsmath`), [469](#), [471](#), [472](#)
    - error using, 895
  - `multline*` env. (`amsmath`), [469](#), [472](#)
  - `\multlinegap` rigid length (`amsmath`), [471](#), [472](#)
  - `\myclearpage` (`tlc`), 236
  - `myheadings` page style, 222
  - `MYitemize` env. (`tlc`), [128](#)
  - `\MyRot` (`tlc`), [631](#)
  - `myverbatim` env. (`tlc`), [165](#)
- N**
- `\n` (`tlc`), [83](#)
  - `\nabla`, 528
  - NACRO  $\LaTeX$  command, [812](#)
  - `\name` (`tlc`), [341](#)
  - name key
    - (listings), [172](#)
    - (titlesec), [43](#), [44](#)
  - name key value (`jurabib`), [729](#), [730](#), [731](#), [734](#)
  - `name&title` key value (`jurabib`), 729
  - `name&title&auto` key value (`jurabib`), [730](#)
  - named  $\LaTeX$  style
    - (`chicago`), 700
    - (`named`), 791, 792
  - named package, 792
  - named boxes, 868, [869](#), [870](#), *see also* boxes
  - named page styles, 230
  - `namelimits` option (`amsmath`), 491
  - names, bibliography database, 766–768
  - naming conventions, 842, 843
  - naming fonts, 420
  - `namunsrt`  $\LaTeX$  style, 792
  - `nar`  $\LaTeX$  style, 792
  - `nar` package, 792
  - `\NAT@close` (`natbib`), [709](#)
  - `\NAT@date` (`natbib`), [709](#)
  - `\NAT@idxtxt` (`natbib`), [709](#)
  - `\NAT@name` (`natbib`), [709](#)
  - `\NAT@open` (`natbib`), [709](#)
  - `natbib` package, xxvii, 68, **700–710**, **712–715**, 801
    - compatibility matrix, 746
    - incompatible with `cite`, 714
  - `natbib.cfg` file (`natbib`), 706, 709
  - `natheight` key (`graphicx`), 619
  - `\natural`, 528
  - `nature`  $\LaTeX$  style (`nature`), 792
  - `nature` package, 792
  - `natwidth` key (`graphicx`), 619
  - `naustrian` option (`babel`), 543
  - `ncc` option (`inputenc`), 571
  - `\ncong` (`amssymb`), 532
  - `\Ndash` (`tlc`), [83](#)
  - `ndkeywordstyle` key (listings), 170
  - `\ne`, 532
  - `\narrow`, 534
  - `nearskip` key/option (`subfig`), 317, 318, [319](#), [321](#)
  - `nederlands`  $\LaTeX$  style (`harvard`), 700, [811](#)
  - `\NeedsTeXFormat`, [878](#), [879](#), [886](#), [888](#)
    - release information, [878](#)
    - warning using, 931
  - `\neg`, 528
  - negated math symbols
    - arrow extensions, [535](#)
    - arrows, [534](#)
    - equality and order, [532](#)
    - sets and inclusions, [533](#)
  - `\negmedspace` (`amsmath`), 507, 508
  - `\negthickspace` (`amsmath`), 507, 508
  - `\negthinspace`, 507, 508
  - `\neq`, [506](#), [528](#), 529, 532
  - nesting
    - commands, [846](#)
    - document headings, 24
    - levels, tables of contents, 50
  - `neveradjust` option (`paralist`), [135](#), 136
  - `neverdecrease` option (`paralist`), [134](#), [135](#), 136
  - New Century Schoolbook font, 375
  - New Font Selection scheme (NFSS), 327–329
  - `newapa`  $\LaTeX$  style
    - (`chicago`), 700
    - (`newapa`), 792
  - `newapa` package, 792
  - `\newblock`, 686, [687](#), [693](#), [698](#)
    - ( $\LaTeX$ ), 806
  - `\newboolean` (`ifthen`), [875](#), [886](#)
  - `newcent` package, 371
  - `\newcites` (`multibib`), [755](#), [756](#)
  - `\newcolumntype`
    - (`array`), [248](#), [249](#), [266](#), [561](#), [563](#)
    - (`colortbl`), [265](#)
    - (`dcolumn`), [275](#), [276](#)
    - (`tabularx`), [251](#)
    - (`tabulary`), 253
  - `\newcommand`, [843–845](#), [846](#), 847, 883
    - error using, 897, 901, 904, [909](#), 914, 932
    - used in `.bb1` file, 749, 771
  - `\newcommand*`, [846](#), 908, 932
  - `newcommands` option (`ragged2e`), [105](#), [739](#)
  - `\newcounter`, [151](#), [198](#), [849](#), [851](#), 852, 853, [871](#)
    - error using, 897, 906
  - `\newdatelsorbian` (`babel`), [559](#)

- `\newdateusorbian` (babel), [559](#)
  - `\newenvironment`, [847](#), [848](#), [849](#), [850](#)
    - error using, [844](#), [897](#), [901](#), [905](#), [909](#), [914](#)
  - `\newfloat`
    - (float), [292](#), [293](#), [294](#), [312](#), [320](#)
    - (rotfloat), [298](#)
  - `\newfont`, [328](#)
  - `\newif`, [875](#)
  - `\newindex` (index), [682](#), [709](#), [721](#)
  - `\newlength`, [854](#), [875](#), [876](#), [883](#)
    - error using, [897](#)
  - newfont package, [464](#)
  - `\newline`, [860](#)
    - error using, [911](#)
    - (amsthm), [141](#), [142](#)
  - newline key value (caption), [310](#)
  - `\newline$`  $\TeX$  built-in function, [808](#), [810](#)
  - `\newpage`, [30](#), [234](#), [289](#)
    - (longtable), [261](#)
    - (multicol), [186](#)
    - (nfssfont.tex), [369](#)
  - `\newrefformat` (prettyref), [76](#)
  - news groups, [948](#)
  - `\newsavebox`, [90](#), [849](#), [868](#), [869](#), [870](#), [944](#)
    - error using, [897](#)
  - `\newstylenums` (eco), [383](#)
  - `\newsubfloat` (subfig), [320](#)
  - `\newtheorem`, [851](#)
    - error using, [906](#)
    - (amsthm), [138](#), [139](#), [140](#), [142](#)
  - `\newtheorem*` (amsthm), [139](#), [140](#), [143](#)
  - `\newtheoremstyle` (amsthm), [141](#), [142](#), [143](#)
  - `\newtie` (textcomp), [363](#), [366](#)
    - newzealand option (babel), [543](#)
  - `\nexts` (amssymb), [528](#)
  - next option (inputenc), [360](#)
  - `\nextcitefull` (jurabib), [725](#)
  - `\nextcitenotitle` (jurabib), [725](#)
  - `\nextcitereset` (jurabib), [725](#)
  - `\nextciteshort` (jurabib), [725](#)
  - nextpage package, [235](#), [236](#)
  - NFSS (New Font Selection scheme), [327](#)–[329](#)
  - nfssfont.tex package, [345](#), [369](#), [370](#), [434](#), [435](#), [509](#)
  - `\NG`, [457](#)
    - problems in T1, [417](#)
  - `\ng`, [458](#)
    - problems in T1, [417](#)
  - `\ngeq` (amssymb), [532](#)
  - `\ngeqq` (amssymb), [532](#)
  - `\ngeqslant` (amssymb), [532](#)
  - ngerman option (babel), [543](#), [544](#), [552](#), [657](#), [672](#), [734](#)
  - `\ngtr` (amssymb), [532](#)
  - `\ni`, [533](#)
  - nindent key (lettrine), [101](#)
  - `\nintt` (tlc), [464](#)
    - nintt option (rawfonts), [464](#)
  - `\niplus` (stmaryrd), [533](#)
  - `\nleftarrow` (amssymb), [534](#)
  - `\nleftarrow` (amssymb), [534](#)
  - `\nleftrightarrow` (amssymb), [534](#)
  - `\nlefttrightharpoonleft` (amssymb), [534](#)
  - `\nleq` (amssymb), [532](#)
  - `\nleqq` (amssymb), [532](#)
  - `\nleqslant` (amssymb), [532](#)
  - `\nless` (amssymb), [532](#)
  - `\nmid` (amssymb), [535](#)
  - `\nn` (tlc), [652](#)
  - `\nnearrow` (stmaryrd), [534](#)
  - `\nnwarrow` (stmaryrd), [534](#)
  - `\No` (babel), [563](#)
  - `\no` (babel), [563](#)
    - noadjust option (cite), [695](#)
  - `\noalign`, [266](#)
    - error using, [904](#)
  - noBBppl option (mathpazo), [378](#)
  - `\nobibliography`
    - (bibentry), [711](#)
    - (jurabib), [726](#), [727](#)
  - `\nobibliography*` (bibentry), [711](#)
  - nobottomtitles option (titlesec), [40](#)
  - nobottomtitles\* option (titlesec), [40](#)
  - `\nobreak`, [234](#)
  - `\nobreakdash` (amsmath), [83](#)
  - `\nobreakspace`, [313](#), [314](#)
  - `\NoCaseChange` (textcase), [86](#)
  - nocfg option (paralist), [138](#)
  - `\nochangebars` (changebar), [190](#)
  - `\nocite`, [691](#), [692](#), [693](#), [726](#), [772](#), [778](#), [793](#)
    - error using, [896](#)
    - problem using, [691](#)
    - warning using, [920](#)
  - (biblist), [774](#), [775](#)
  - (bibtopic), [753](#)
  - (bibunits), [751](#)
  - (jurabib), [723](#), [726](#), [737](#)–[741](#)
  - (multibib), [755](#)
- `\nocite*` (bibunits), [751](#)
- `\nocite{type}` (multibib), [755](#)
- nocompress option (cite), [694](#), [695](#)
- `\nocorr`, [345](#)
- `\nocorrlist`, [344](#)
- `\noextras{language}` (babel), [579](#), [588](#)
- `\noextrarussian` (babel), [589](#)
- nofancy option (rcsinfo), [839](#)
- nofighead option (endfloat), [290](#)
- nofiglist option (endfloat), [290](#)
- `\nofiles`
  - warning using, [925](#)
  - (longtable), [259](#)
- nofoot key/option (geometry), [209](#)

- nographics option (crop), [214](#)
- nogrey option (quotchap), [35](#)
- nohang key value (jurabib), [738](#)
- nohead key/options (geometry), [209](#)
- noheadfoot key/options (geometry), [209](#)
- noheads option (endfloat), [290](#)
- nohyphenation option (babel), [545](#)
- \noibidem (jurabib), [729](#)
- \noindent, [113](#), [114](#), [126](#), [250](#), [858](#), [862](#), [867](#), [869](#)  
(picins), [303](#)
- noindentafter option (titlesec), [40](#), [42](#)
- noinfo option (crop), [213](#)
- \nointerlineskip, [867](#)
- nointlimits option (amsmath), [491](#)
- \nolimits, [492](#)  
error using, [903](#)
- \nolinebreak, [692](#), [849](#), [943](#)  
(cite), [694](#)
- \nolinenumbers (lineno), [176](#)
- nolists option (endfloat), [290](#)
- nolol key (listings), [174](#)
- nomarkers option (endfloat), [290](#)
- \nombre (babel), [561](#), [562](#)
- nomove option (cite), [697](#)
- \nomtcpagenumbers (minitoc), [57](#)
- \nomtcrule (minitoc), [57](#)
- \nomtcrules (minitoc), [57](#)
- \non (tlc), [488](#)
- non-ASCII symbols, [842](#)
- non-English documents, *see* multilingual documents
- non-Latin alphabets
  - Arabic, [591](#)
  - Armenian, [592](#)
  - Chinese, [592](#)
  - Cyrillic, [569](#), [572](#), [574](#)–[983](#)
  - Ethiopian, [592](#)
  - Greek, [574](#), [575](#), [576](#)
  - Hebrew, [576](#), [577](#), [578](#), [579](#), [591](#)
  - Indian, [592](#)
  - Japanese, [592](#)
  - Korean, [592](#)
  - Manju (Mongolian), [592](#)
- non-numerical cross-references, [76](#), [77](#)
- \nonaheterov (hetarom), [613](#)
- nonamebreak option (natbib), [706](#)
- nonamlimits option (amsmath), [491](#)
- nonbreaking hyphen (–), [83](#), [93](#)
- none key value
  - (fancyvrb), [158](#), [159](#), [161](#), [165](#)
  - (listings), [172](#)
- \nonfrenchspacing, [428](#)
- \nonstopmode, [893](#)
- \nonumber (amsmath), [482](#)
- \nopagebreak, [234](#)
- \nopostamble (docstrip), [830](#)
- \nopreamble (docstrip), [829](#), [830](#)
- \noptcrules (minitoc), [57](#)
- \norm (tlc), [501](#)
- normal key value (jurabib), [717](#), [722](#), [732](#), [742](#)
- normal option (threeparttable), [279](#)
- normal font, [338](#)
- \normal@char(*char*) (babel), [589](#), [590](#)
- \normalcolor, [870](#)
- \normalem (ulem), [87](#)
- normalem option (ulem), [87](#)
- \normalfont, [29](#), [30](#), [113](#), [141](#), [148](#), [223](#), [339](#), [341](#), [344](#),  
[345](#), [464](#), [848](#), [870](#)
- normalizing, bibliographies, [780](#), [781](#), [786](#)
- \normalmarginpar, [127](#)
- \normalsize, [29](#), [30](#), [144](#), [146](#), [197](#), [342](#), [343](#), [373](#), [479](#),  
[480](#), [888](#), [911](#)
- normalsize key value (caption), [310](#)
- norsk option (babel), [543](#), [585](#)
- norsk.ldf file (babel), [585](#)
- norule option (footmisc), [119](#)
- noSeparatorLine option (ftpage), [325](#)
- nosort option (cite), [694](#), [695](#)
- nospace option (cite), [695](#)
- nostar option (titleref), [77](#)
- nostrict key value (jurabib), [729](#), [730](#)
- nosumlimits option (amsmath), [491](#)
- \not, [531](#), [533](#), [535](#)  
(iffthen), [877](#)
- notabhead option (endfloat), [290](#)
- notablist option (endfloat), [290](#)
- \notag (amsmath), [472](#), [473](#), [475](#), [482](#), [483](#), [499](#)
- notbib option (tocbibind), [48](#)
- notcite option (showkeys), [68](#)
- note B<sub>W</sub>TEX field, [690](#), [763](#), [764](#), [765](#), [773](#)
- Notes env. (tlc), [151](#)
- notes counter (tlc), [151](#)
- \notesname (endnotes), [126](#)
- notext option (crop), [214](#)
- \notin, [533](#)
- notindex option (tocbibind), [48](#)
- notlof option (tocbibind), [48](#)
- notlot option (tocbibind), [48](#)
- notoccite package, [697](#), [698](#)  
incompatible with hyperref, [698](#)
- notref option (showkeys), [68](#)
- nottoc option (tocbibind), [48](#)
- nottoday option (rcsinfo), [839](#)
- \nparallel (amssymb), [535](#)
- \nparallelslant (fourier), [392](#)
- \nplus (stmaryrd), [530](#)
- \nprec (amssymb), [532](#)
- \npreceq (amssymb), [532](#)
- \nrightarrow (amssymb), [534](#)
- \nrightharpoonright (amssymb), [534](#)
- \nshortmid (amssymb), [535](#)

- `\nshortparallel` (amssymb), 535
  - `\nsim` (amssymb), [531](#), [532](#)
  - `\nsubseteq` (amssymb), 533
  - `\nsubseteqq` (amssymb), 533
  - `\nsucc` (amssymb), 532
  - `\nsucceq` (amssymb), [531](#), [532](#)
  - `\nsupseteq` (amssymb), 533
  - `\nsupseteqq` (amssymb), 533
  - `\ntriangleleft` (amssymb), 533
  - `\ntrianglelefteq` (amssymb), 533
  - `\ntrianglelefteqslant` (stmaryrd), 533
  - `\ntriangleright` (amssymb), 533
  - `\ntrianglerighteq` (amssymb), 533
  - `\ntrianglerighteqslant` (stmaryrd), 533
  - `\nu`, 527
  - null.tex file, 901
  - num.names\$  $\TeX$  built-in function, 808, [811](#)
  - numarrows env. (tlc), [181](#)
  - number  $\TeX$  field, 763, 765
  - number of strings errors, 918
  - number width, tables of contents, 51
  - number-only citations, 691–698, *see also* citation systems
    - captions, 697
    - color, [695](#)
    - compressing citations, 714
    - customizing citations, [692](#), [693](#), 694, [695](#)
    - definition, 686
    - headings, 697
    - line breaks, 694
    - natbib package, 712–715
    - page ranges, disabling, 695
    - parentheses, [695](#)
    - punctuation, 694, [696](#), [697](#)
    - sort order, [693](#), [694](#), 695, 714
    - spaces, processing, 695
    - superscripts, [696](#), 697
    - unsorted citation style, 697
    - verbose mode, 696
  - numberblanklines key
    - (fancyvrb), [160](#)
    - (listings), 172
  - numbered key value (jurabib), 739
  - numbering
    - code lines, [172](#)
    - equations
      - resetting the counter, 485
      - subordinate sequences, 484, [485](#)
    - footnotes, 112, 115, [116](#), 122, [123–125](#)
    - headings, *see* document headings, numbering
    - lines, 175, 176, [177](#), [178](#), 179, [180](#), [181](#)
    - lines, typed text, 159, [160](#)
    - multilingual documents, 559, [560–563](#), 564
    - pages, *see* page numbers
    - sub-numbering float captions, 321, [322](#), 323
  - numberless key (titlesec), [43](#), [44](#)
    - numberless tables of contents, 59
  - `\numberline`, [33](#), [47](#), 48, 49, [50–52](#), 53
    - (titletoc), [61](#), [63](#)
  - numbers key
    - (fancyvrb), [159](#), [160](#), [163](#), [165](#)
    - (listings), [172](#)
  - numbers option (natbib), [712](#), [713](#), 714, [715](#)
  - numbersep key
    - (fancyvrb), [159](#), [160](#)
    - (listings), [172](#)
  - numberstyle key (listings), [172](#)
  - `\numberwithin` (amsmath), 485, 851
  - numbib option (tocbibind), 48
  - numerals, math symbols, 526–529
  - numindex option (tocbibind), 48
  - numquotation env. (lineno), 177, **180**
  - numquotation\* env. (lineno), 180
  - numquote env. (lineno), 177, **180**
  - numquote\* env. (lineno), 180
  - `\nVDash` (amssymb), 535
  - `\nVdash` (amssymb), 535
  - `\nvDash` (amssymb), 535
  - `\nvdash` (amssymb), 535
  - `\narrow`, 534
  - nynorsk option (babel), 543, [585](#)
- ## O
- 0 syntax (fancyhdr), 225, [226–230](#)
  - `\O`, 457
  - `\o`, 459
    - oaddress  $\TeX$  field (jurabib), 742
  - `\oarg` (ltxdoc), 834
  - `\oast` (stmaryrd), 531
  - `\obar` (stmaryrd), 531
    - obeyspaces option (url), 95
  - obeytabs key (fancyvrb), [160](#), [161](#)
  - oblique font, 333
  - `\oblong` (stmaryrd), 530
  - `\ocircle` (stmaryrd), 531
  - `\oday` (babel), [559](#)
    - odd key value (titlesec), [43](#)
    - odd keyword (makeindex), 657
  - `\oddpagelayoutfalse` (layouts), [200](#), [201](#)
  - `\oddsidemargin` rigid length, 194, 196, [199](#), 887
  - `\odot`, 531
    - (stmaryrd), 529
  - `\OE`, 457
  - `\oe`, 451, 459
  - `\officialeuro` (eurosym), 409
  - `\og` (babel), [552](#), [554](#)
  - `\ogreaterthan` (stmaryrd), 531
  - `\oiint` (fourier), [392](#)
  - `\oiint` (fourier), [392](#)
  - `\oint`, 536
    - old German font, [394](#), [395](#), 396

- `\olddateisorbian` (babel), [559](#)
- `\olddateusorbian` (babel), [559](#)
- oldfont package, [349](#), [464](#)
- oldstyle option (fourier), [393](#)
- OldStyleNums option (parallel), [183](#)
- `\oldstylenums`, [14](#), [383](#), [733](#)
  - (textcomp), [39](#), [367](#)
  - warning using, [926](#)
- `\olessthan` (stmaryrd), [531](#)
- `\olips` (lips), [83](#)
- `\Omega`, [479](#), [527](#)
  - (fourier), [392](#), [393](#)
- `\omega`, [527](#)
  - Omega, T<sub>E</sub>X extension, [592](#)
- `\ominus`, [531](#)
- `\omit`, error using, [904](#)
- omitted text, marking, *see* [ellipsis](#)
- OML font encoding, [416](#), [436](#), [453](#)
  - (ccfonts), [384](#)
  - (cmbright), [385](#)
  - (eulervm), [397](#)
- OMS font encoding, [365](#), [416](#), [436](#)
  - (ccfonts), [384](#)
  - (cmbright), [385](#)
  - (eulervm), [397](#)
- OMX font encoding, [416](#), [436](#)
  - (eulervm), [397](#)
- on-line access to CTAN, [950](#)
- `\onecolumn`, [184](#), [679](#), [680](#)
- onehalfspace env. (setspace), [107](#)
- `\onehalfspacing` (setspace), [107](#)
- online option (threeparttable), [278](#), [279](#)
- online resources, bibliographies, [773](#), [774](#)
- online tracing, [943](#)
- only option
  - (excludeonly), [20](#)
  - (rawfonts), [464](#)
- `\OnlyDescription` (doc), [817](#), [818](#), [821](#), [835](#)
- `\ontoday` (babel), [559](#)
- `\opcit` (jurabib), [731](#), [741](#)
  - opcit key/option (jurabib), [731](#), [741](#)
- open/close, math symbols, [498](#), [537](#)
- openbib option, [693](#)
- `\openin`, [432](#)
  - openout\_any env. variable (latex (web2c)), [832](#), [901](#)
- operator names, mathematical typesetting, [499](#), [500](#), [501](#)
- `\operatorname` (amsmath), [475](#), [500](#), [501](#)
- `\operatorname*` (amsmath), [500](#), [501](#)
- operators, math symbols, [490–493](#), [494](#), [495](#), [536](#)
  - multilingual documents, [564](#)
- `\oplus`, [531](#)
- `\opt` (optional), [21](#)
  - optional package, [21](#), [22](#)
  - optional arguments, [845](#), [850](#)
  - optional code execution, tables of contents, [59](#), [60](#)
  - optional fields, bibliography database, [762](#), [763](#)
- `\OptionNotUsed`, [879](#), [887](#)
  - options
    - class, [16](#)
    - declaring, [880](#), [881](#)
    - executing, [881](#), [882](#)
    - global, [17](#)
    - processing, [17](#), [18](#)
    - unused, [18](#)
  - opublisher B<sub>B</sub>T<sub>E</sub>X field (jurabib), [742](#)
- `\or`
  - in T<sub>E</sub>X error message, [899](#)
  - (ifthen), [877](#)
- ordinary math symbols, [526](#), [527](#), [528](#), [529](#)
- organization B<sub>B</sub>T<sub>E</sub>X field, [690](#), [763](#), [764](#), [765](#), [779](#)
- origin key (graphicx), [619](#), [624](#), [632](#), [633](#)
- originalparameters option (ragged2e), [106](#)
- ornamental boxes, [596–600](#)
- `\OrnamentDiamondSolid` (bbding), [403](#)
- ornaments, *see specific types of ornaments*
- osf option (mathpazo), [378](#)
- `\oslash`, [531](#)
- OT1 font encoding, [337](#), [346](#), [354](#), [416](#), [420](#), [430](#), [441](#), [442](#)
  - comparison with T1, [346](#), [355](#)
  - extensions, [566](#), [567](#)
  - for math fonts, [436](#), [437](#)
  - hyphenation in, [427](#), [902](#)
  - list of LICR objects, [455–463](#)
  - (avant), [372](#)
  - (babel), [566](#), [567](#), [590](#)
  - (bookman), [372](#)
  - (ccfonts), [384](#)
  - (chancery), [372](#)
  - (charter), [372](#)
  - (cmbright), [385](#)
  - (courier), [372](#)
  - (fourier), not supported, [391](#)
  - (helvet), [372](#)
  - (infomath), [523](#)
  - (newcent), [372](#)
  - (palatino), [372](#)
  - (pxfonts), [390](#), [391](#)
  - (times), [372](#)
  - (txfonts), [388](#), [389](#)
  - (utopia), [372](#)
- OT2 font encoding, [416](#)
  - (babel), [570](#)
- OT3 font encoding, [416](#)
- OT4 font encoding, [416](#)
- OT6 font encoding, [416](#)
- `\otherbeta` (fourier), [392](#), [393](#)
- otherlanguage env. (babel), [544](#), [545](#), [546](#)
  - otherlanguage\* env. (babel), [545](#)
- `\otherOmega` (fourier), [392](#), [393](#)
- `\otimes`, [489](#), [531](#)

- `\out` (euro), [98](#), [99](#)
  - `\outer`, [834](#)
    - outer key/option (geometry), [208](#)
    - outerbars option (changebar), [190](#)
    - outerbody option (sidecap), [323](#)
    - outercaption option (sidecap), [323](#)
  - `\outlfamily` (babel), [568](#)
  - outline font, [334](#)
  - `\output`, warning involving, [929](#), [930](#)
  - output encoding, [330](#), [361](#), [362](#), [447–463](#)
  - output files, indexes, [655](#), [657](#), [668](#), [674](#)
  - output files, specifying, [826](#), [827](#)
  - output style parameters, indexes, [661](#)
  - `\oval`, [596](#), [597](#), [608](#), [611](#)
    - warning using, [926](#)
    - (epic), [608](#), [609](#)
    - (epic), [608](#)
    - (pspicture), [639](#), [640](#), [641](#)
    - (texpicture), [640](#)
  - oval boxes, [596](#), [597](#)
  - `\Ovalbox` (fancybox), [596](#)
  - `\ovalbox` (fancybox), [596](#), [597](#), [598](#)
  - `\ovee` (stmaryrd), [531](#)
  - `\over`, [494](#)
    - overcite package, [696](#)
    - overflow errors, [917–919](#), *see also* troubleshooting
  - `\overfullrule` rigid length, [939](#)
    - output produced from, [939](#)
  - `\overleftarrow` (amsmath), [497](#)
  - `\overrightarrow` (amsmath), [497](#)
  - overload option (textcase), [87](#)
  - `\overrightarrow` (amsmath), [497](#)
  - `\overset` (amsmath), [483](#), [495](#)
  - `\overwithdelims`, [494](#)
  - `\owedge` (stmaryrd), [531](#)
  - `\owns`, [533](#)
  - `\oyear` B<sup>B</sup>T<sub>E</sub>X field (jurabib), [742](#)
  - OzTeX program, [615](#)
  - `oztex` option (graphics), [615](#)
- P**
- `\P`, [63](#), [527](#)
    - (textcomp), [457](#)
  - `\p` (tlc), [83](#)
  - `p` syntax, [243](#), [244](#), [245–247](#), [249](#), [252](#), [263](#), [264](#)
    - error using, [905](#)
    - (tabulary), [253](#), [254](#)
  - `\p@enumi`, [129](#), [130](#)
  - `\p@enumii`, [129](#), [130](#)
  - `\p@enumiii`, [130](#)
  - `\p@enumiv`, [130](#)
    - package errors, *see specific package names*;
    - troubleshooting
  - package files, [6](#)
  - package loading part, [882](#)
    - package options, [16](#)
  - `\PackageError`, [885](#)
    - output produced from, [885](#)
  - `\PackageInfo`, [884](#), [885](#)
    - output produced from, [885](#)
  - `\PackageInfoNoLine`, [885](#)
    - packages, *see also specific packages*
      - combining in one file, [20](#), [21](#)
      - commands, [847](#), [879](#), [883–885](#)
      - definition, [16](#)
      - descriptions, on-line catalogue, [950](#)
      - documentation, finding, [954–956](#)
      - documenting, *see* documentation tools
      - file structure, [877–885](#)
      - local, distributing, [20](#), [21](#)
      - modifying, [18](#)
      - multiple, with same options, [18](#)
      - processing, [17](#), [18](#)
        - a4, [199](#), [202](#)
        - a4dutch, [202](#)
        - a4wide, [202](#)
        - a5, [202](#)
        - a5comb, [202](#)
    - accents, [494](#), [965](#)
    - ae, [356](#)
    - afterpage, [289](#)
    - alg, [168](#)
    - algorithmic, [168](#)
    - alltt, [152](#)
    - amscd, [467](#), [488](#), [489](#)
    - amsmaths, [383](#), [385](#), [386](#), [467](#), [509](#)
    - amsmath, [83](#), [138](#), [465–488](#), [489](#), [490–508](#), [524](#), [535](#), [964](#)
    - amsopn, [466](#)
    - amsrefs, [968](#)
    - amssymb, [383](#), [385](#), [386](#), [392](#), [467](#), [509](#), [511](#), [524–537](#)
    - amstext, [467](#)
    - amsthm, [138–144](#), [467](#), [964](#)
    - amsxport, [968](#)
    - amsxtra, [467](#), [495](#)
    - apalike, [692](#), [791](#)
    - array, [243–251](#), [280–282](#), [489](#)
    - arydshln, [267](#), [268](#)
    - askinclude, [19](#)
    - authordate1-4, [700](#), [791](#)
    - avant, [371](#), [373](#)
    - ba, [521](#)
    - babel, [539](#), [541](#), [542–591](#), [701](#), [733](#), [749](#), [915](#)
    - bang, [592](#)
    - bar, [612](#)
    - bbding, [403](#)
    - beton, [384](#), [397](#)
    - bibentry, [710](#), [711](#)
    - biblist, [774](#), [775](#)



packages (*cont.*)

bibtopic, 746, **753–755**  
 bibunits, xxvii, 746, **749–753**  
 bigfoot, 117, 122  
 bm, 510–513  
 bookman, 205, **371**  
 booktabs, 269–272  
 boxedminipage, 595  
 breqn, **470**, 968  
 calc, 871, 872  
 camel, xxvi, 681, **743–745**, 965  
 captcont, 314  
 caption, xxvi, **295**, **296**, **308–315**, 316, 323  
 caption2, **308**, 315  
 ccfonts, **383–385**, 399, 515  
 chams, 521  
 chancery, 371  
 changebar, 189–191  
 chappg, 216, 217  
 chapterbib, 701, 707, 746, **747–749**, 771  
 charter, 371  
 chicago, 692, **699**, 700  
 chmath, 521  
 cite, xxvi, **693–697**  
 citehack, 573  
 cjk, 592  
 cmbright, **385**, **386**, 523  
 color, 214, 969  
 colortbl, 265, 266  
 courier, 370, **371**  
 crop, 212–214  
 curves, 611  
 custom-bib, xxvii, 772, 789, 791, **798–804**  
 dcolumn, 274–276  
 delarray, 489, 490  
 denag, 592  
 diagram, 488, 965  
 dingbat, 400, 401  
 doc, 152, 583, **813–824**, 834  
 docstrip, 22, **824–834**, 975, 977  
 dvipsnames, 191  
 ecltree, 612  
 eco, 63, 64, **383**  
 eepic, 603, **607–611**, 637, 638  
 eepicemu, 611  
 ellipsis, xxvii, **82**  
 endfloat, xxvii, **289–291**  
 endnotes, xxvii, **125**, **126**  
 enumerate, 134  
 epic, **600–607**, 609, 611, 612  
 ethiop, 592  
 eucal, 396, 467  
 eufrak, **396**, 397, 398, **467**  
 euler, 397, 398  
 eulerm, **397–399**, 435, 515

packages (*cont.*)

euro, xxvi, **96–99**  
 europs, 411  
 eurosans, 98, 99, **410**, **411**  
 eurosym, 408, 409  
 excludeonly, 19, 20  
 exscale, 85, **368**  
 extramarks, xxvii, 218, **220**, **221**  
 fancybox, 596–600  
 fancyhdr, xxvii, 220, **224–232**  
 fancyheadings, 224  
 fancyref, 76  
 fancyvrb, 152, 153, **155–168**, 169, 172–174  
 fix-cm, xxvii, 355, **356**  
 fixltx2e, 232  
 flafter, 70, **286**  
 float, **291–295**, 923  
 floatfig, 299  
 floatflt, 299  
 fltpage, 325, 326  
 fncychap, **34**, **35**, 36  
 fncylab, 71  
 fnpara, 118  
 fontenc, 7, 155, 156, **361**, **362**, 888  
 fontinst, 88, 376, 419, 420, 437, 438, 971  
 footmisc, xxvii, **114–120**, 122, 123  
 footnpag, 116  
 fourier, xxvii, 371, **391–393**, 515  
 fp, 96  
 french, **591**, 970  
 ftncright, **114**, 176  
 fvr-ex, 163  
 geometry, xxvii, 200, **206–211**  
 graphics, 296, **613–618**, 620, **624–631**, 954, 969  
 graphicx, 613–615, 618–624, 631–633  
 graphpap, 640  
 grmath, 564  
 harvard, 68, **700**, 704, **792**, 801  
 hebcals, 558  
 hebfont, 578  
 helvet, **370**, **371**, 373, 424  
 here, 294  
 hetarom, 613  
 hline, 266, 267  
 hvams, 523  
 hvmath, 523  
 hyperref, **78**, 175, 643, 701, 706  
 ifsym, 403–405  
 ifthen, 872–877  
 indentfirst, **32**, 565  
 index, 665, **681**, **682**, 701  
 indxcite, 681  
 infomath, 523  
 inputenc, 7, 175, 329, **357–361**, **443–447**, 571, 578  
 jmb, 792

packages (*cont.*)

jurabib, xxvi, **715–743**, 745, 792  
 keyval, 206, 308, 623  
 kuvio, 488, 980  
 lastpage, xxvii, **216**  
 latexsym, 464  
 layout, 199  
 layouts, xxvii, 195, **199–202**  
 ledmac, 117, 982  
 lettrine, 99–101  
 lineno, xxvii, **176–181**, 182  
 lips, 82, 83  
 listings, xxvi, 154, **168–175**  
 lmodern, 357  
 longtable, 259–263  
 lscap, 211, 212  
 lucidabr, 339, 521  
 luximono, 386–388  
 makeidx, **649**, 652, 656  
 manjutex, 592  
 manyfoot, xxvi, **122–125**  
 marvosym, xxvii, **401–403**, **411**, **412**  
 mathpazo, **371**, 373, **377**, **378**, 519  
 mathpple, **371**, 373, 377  
 mathptm, **371**, 373, 376, 377  
 mathptmx, 370, **371**, 373, **376**, **377**, 388–390, 517  
 mathtime, 352  
 minitoc, xxvii, **56–58**  
 moredefs, 82, 83  
 morefloats, 912  
 moreverb, 153  
 mparhack, 127  
 mtcoff, 58  
 multibib, 746, 754, **755**, **756**  
 multicol, 176, **184–189**, 232, 299  
 multirow, 273, 274  
 named, 792  
 nar, 792  
 natbib, xxvii, 68, **700–710**, **712–715**, 801  
 nature, 792  
 newapa, 792  
 newcent, 371  
 newlfont, 464  
 nextpage, 235, 236  
 nfssfont.tex, 345, **369**, **370**, 434, 435, 509  
 notoccite, 697, 698  
 oldfont, 349, **464**  
 optional, 21, 22  
 overcite, 696  
 palatino, 101, **371**, 398, 399  
 pamath, 519  
 paralist, xxvi, **132–138**  
 parallel, xxvii, **181–184**  
 perpage, xxvi, **120**, **121**  
 picinpar, 108, 109

packages (*cont.*)

picins, 299, **302–306**  
 pict2e, xxvii, 638  
 pifont, **378–381**, 401, 403  
 placeins, 288, 289  
 prettyref, 75, 76  
 pspicture, **638–641**, 955  
 pstricks, **594**, 643, 969, 970  
 pxfonts, **390**, **391**, 511, 519  
 quotchap, 35, 36  
 ragged2e, xxvii, **105**, **106**  
 rawfonts, 464  
 rcs, 837, 838  
 rcsinfo, 838, 839  
 relsize, xxvi, **83–85**, 156  
 remreset, 851  
 repeatindex, 680  
 rotating, 212, **296–298**, **633**, **634**  
 rotfloat, 298  
 rplain, 224  
 scrpage, 237  
 seminar, 596  
 setspace, **106–108**, 204  
 shadow, 595  
 shorttoc, 55  
 shortvrb, **152**, **153**, 816, 885  
 showidx, 656, **680**, 681  
 showkeys, **68**, 701  
 showtags, 778  
 sidecap, xxvii, **323–325**  
 soul, xxvi, **88–92**  
 stmaryrd, 498, **524–537**  
 subfig, xxvi, 309, **315–321**  
 subfigure, 315  
 subfloat, xxvi, **321–323**  
 supertabular, **256–259**, 261  
 Tabbings, 242  
 tabs, 269  
 tabularx, 250, **251–253**  
 tabulary, 251, **253–255**  
 texpicture, 639, 640  
 textcase, 85–87  
 textcomp, 89, **362–368**, 388, 453–455  
 theorem, 140  
 threeparttable, xxvi, **278**, **279**  
 times, 370, 371  
 tipa, xxvii, **405–407**, 416  
 titleref, 76, 77  
 titlesec, xxvii, **36–45**, 65, 224  
 titletoc, xxvii, 56, **58–66**  
 tlc, 983  
 tocibind, **48**, 681  
 trace, **945**, **946**, 976  
 tracefnt, 368, 369  
 truncate, 232, 233

- packages (*cont.*)
  - txfonts, 388–390, 510, 511, 517
  - typearea, xxvii, 203–206, 207, 237
  - ucs, 361
  - ulem, 87, 88
  - upquote, xxvii, 153–155
  - upref, 467
  - url, xxvi, 93–96, 802
  - utopia, 371
  - varioref, 68–75, 544
  - verbatim, 153, 155
  - vmargin, 202, 203
  - wasysym, 401
  - wrapfig, 176, 299–302
  - xdoc, 814
  - xdoc2, 814
  - xr, 78
  - xr-hyper, 78
  - xspace, 80, 81
  - xypic, 593, 969
  - yfonts, 394–396
- \PackageWarning, 881, 884
  - output produced from, 884
- \PackageWarningNoLine, 884
- page counter, 215, 216, 851
- page key (titlesec), 43, 44
- page boundaries, ignoring in bibliographies, 729
- page breaks, *see also* space parameters
  - badness rating, 859
  - equations, 479–481
  - indexes, 680
  - multipage tables, 257
  - page layout, 234, 235
  - troubleshooting, 935–939
- page contents, symbolic display, 935–937
- page layout
  - asymmetrical, 208, 209
  - auto-completion, 206, 207, 208, 209, 210, 211
  - binding, and the inner margin, 207
  - BLANK PAGE on generated pages, 236
  - body area, 207
  - changing, 197, 198, 199
  - crop marks, 212, 213, 214
  - displaying, 199, 200, 201, 202
  - driver margins, 196
  - footer height, 201
  - footnotes, 207
  - for computer display, 206
  - geometrical dimensions, 193–197
  - headings, suppressing, 201
  - in relation to paper size, 203, 204, 205, 206
  - inner margins, 195
  - KOMA-Script classes, 236, 237
  - landscape mode, 211, 212
  - lines per page, 198
  - magnification, 210
  - marginal notes, 209
  - margins, 195, 208, 211
  - outer margins, 195
  - packages for, 202, 203
  - page breaks, 234, 235
  - paper size options, 195
  - paper size, specifying, 206
  - parameter defaults, 196
  - recto-verso layout, 43, 195, 199, 208, 209
  - running headers/footers, 207, 209
  - schematic page diagram, 194
  - symmetrical, 208, 209
  - text area, 207
  - trimming marks, 212, 213, 214
  - two-sided printing, 199, *see also* recto-verso layout
  - visual formatting, 234–236
  - white space, 198
- page numbers, 215, 216
  - by chapters, 216, 217
  - cross-references, 69
  - current page, referencing, 215
  - indexes
    - composed (folio-by-chapter), 665
    - duplicates, 650
    - encapsulating, 652, 671, 672
    - formatting, 651, 652
    - makeindex options, 664, 665
    - roman numerals, 666, 677
    - sort order, 657, 664, 678, 679
    - xindy options, 678, 679
  - last page, referencing, 216, 226
  - odd, forcing, 235
  - referencing, 215
  - resetting the counter, 216
  - suppressing, 222
- page ranges
  - disabling in bibliographies, 695
  - indexes
    - disabling, 657, 668, 672, 677
    - limiting length, 677
- page styles (headers and footers), 221, 222
  - customizing
    - by floating objects, 231
    - by page style, 225–227, 228–230
    - globally, 224, 225
    - saving a customization, 230
  - dictionary type headers, 231, 232
  - float pages, 231
  - for two-sided printing, 223, 226
  - mark commands, 217, 218, 219, 220, 221, 229, 230
  - multiple text lines, 225
  - named, 230
  - rules (graphic lines), 224

- page styles (headers and footers) (*cont.*)
  - truncating text, 232, [233](#)
- page total field, bibliographies, 743
- page\_compositor keyword (makeindex), [660](#), [665](#)
- page\_precedence keyword (makeindex), [661](#), [665](#)
- \pagebreak, [102](#), 127, [234](#), [235](#), 480, 599, 930
  - (multicol), 188, 189
- \pagedesign (layouts), [200](#), [201](#), 202, [203](#)
- \pagediagram (layouts), [199](#), [200](#), 202
- \pagefootnoterule (footmisc), 119
- \PageIndex (doc), 817, 821
- \pagename (babel), 547
- \pagenumbering, [215](#), [216](#), [217](#), [888](#)
  - (chappg), [216](#), [217](#)
  - (varioref), 69
- \pageref, [66](#), 68, [69](#), 73, 74, [111](#), [215](#), 216, [876](#)
  - combining with \ref, *see* varioref package
  - warning using, 927
  - (lineno), 178
  - (prettyref), 75
  - (showkeys), 68
  - (xr), 78
- pages B<sub>A</sub>W<sub>E</sub>R field, [690](#), [763](#), [765](#), [772](#)
- \pagestyle, [221](#), [222](#), [224–233](#), [598](#), 599, [680](#), 887
  - forcing empty, 222, [235](#)
  - (fancyhdr), [230](#)
  - (nextpage), forcing empty, [236](#)
  - (rcs), 838
- \pagevalues (layouts), 202
- pagewise option (lineno), 181
- palatino package, 101, [371](#), 398, 399
- Palatino font
  - alternative support, 390, 391
  - description, 375
  - in math and text, [377](#), [378](#), [390](#), [391](#), [518](#), [519](#)
- Palatino Math font, [519](#)
- pamath package, 519
- paper key/option (geometry), [206](#), 210
- paper document class, 20
- paper size
  - and page layout, 203, [204](#), [205](#), 206
  - options, 195
  - specifying, 206
- \paperheight rigid length, [194](#), [196](#), [880](#)
  - (crop), 212
- paperheight key/option (geometry), [206](#), 208, [213](#), [214](#)
- papersize key/option (geometry), 211
- \paperwidth rigid length, [194](#), [196](#), [880](#)
  - (crop), 212
- paperwidth key/option (geometry), [206](#), 208, [213](#), [214](#)
- \par, 178, [250](#), 846, [848](#), 908
  - not allowed in argument, 846
  - (lineno), 177, 178
- para option
  - (footmisc), 117, [118–120](#), 122, [729](#)
  - (manyfoot), 122, [123](#), [124](#)
  - (threeparttable), [278](#), [279](#)
- para\* option (manyfoot), 122, [123](#)
- \paradescriptionlabel (paralist), [138](#)
- \paragraph, [23](#), [27](#)
  - (minitoc), 57
- paragraph counter, [24](#), [851](#)
- paragraph boxes, 860, [862](#), [863–866](#)
- paragraph break algorithm
  - adjusting, 849, 850
  - second-last line, [849](#), 850
  - tracing, 940–943
- paragraph breaks, troubleshooting, 939–943
- paragraph format, tables of contents, 62, [63](#), [64](#)
- paragraph options, in tables, [245](#), [246](#)
- paragraph separation, float captions, [311](#)
- \paragraph\*, 23
- \paragraphdesign (layouts), 202
- \paragraphdiagram (layouts), 202
- paragraphs
  - boxed, [600](#)
  - centered, 104
  - flush left, 103–105, [106](#)
  - flush right, 104
  - images in, [108](#), [109](#)
  - indentation after heading, multilingual documents, 565
  - interline spacing, *see* leading
  - interword spacing, 102, 103
  - justifying, 102, 103, [104](#), [105](#), 106
  - leading, 106, [107](#), 108, [343](#), 373
  - lengthening, 943
  - ragged right, 103–105, [106](#)
  - rectangular holes in, [108](#), [109](#)
  - shortening, 943
  - troubleshooting, 939–943
  - unjustified, 103–106
- paralist package, xxvi, [132–138](#)
- paralist.cfg file (paralist), 138
- Parallel env. (parallel), [181](#), [182](#), [183](#), 184
  - problems with large objects, [183](#)
- \parallel, 535
  - parallel package, xxvii, [181–184](#)
- \ParallelAtEnd (parallel), [183](#)
- \ParallelDot (parallel), [183](#)
- \ParallelLText (parallel), [182](#), [183](#)
- \ParallelPar (parallel), [182](#)
- \ParallelRText (parallel), [182](#), [183](#)
- \ParallelUserMidSkip rigid length (parallel), 181
- parameter stack size errors, 918, 919
- \parbox, 104, [629–631](#), [862](#), [863](#), 865, [866](#), 870
  - justification in, 104, 106
  - problems with optional s argument, [930](#)

- parens key value
  - (caption), [310](#), [311](#)
  - (subfig), [317](#), [320](#)
  - (tlc), [313](#)
- parensfirst key value (tlc), [314](#)
- parentequation counter (amsmath), [484](#)
- parentheses, bibliographies
  - number-only citation systems, [695](#)
  - short-title citation system, [735](#)
- `\parfillskip` length, [264](#), [311](#)
- `\parg` (ltxdoc), [834](#)
- `\parindent` rigid length, [133](#), [182](#), [245](#), [246](#), [679](#), [680](#), [867](#)
- `\parpic` (picins), [302](#), [303-306](#)
- `\parsep` length, [145](#)
- `\parskip` length, [28](#), [30](#), [679](#), [680](#), [934](#), [935](#), [937](#)
- `\parskip` key/option (caption), [311](#)
- `\part`, [22](#), [23](#), [25](#), [28](#), [32](#), [49](#)
  - producing unwanted page number, [222](#)
  - (minitoc), partial contents for, [57](#)
  - (titlesec), [37](#)
  - (titletoc), partial contents for, [64](#)
- part counter, [24](#), [25](#), [851](#), [853](#)
- `\part*`, [23](#), [32](#)
- `\partial`, [392](#), [490](#), [527](#)
- partial tables of contents, [64](#), [65](#), [66](#)
- `partial.toc` file (tlc), [60](#)
- `\partname`, [34](#)
  - (babel), [547](#)
- `\partoc` (minitoc), [57](#)
- `\partopsep` length, [145](#)
- Pascal key value (listings), [171-174](#)
- pass key/option (geometry), [211](#)
- `\PassOptionsToClass`, [835](#), [879](#), [886](#), [887](#)
- `\PassOptionsToPackage`, [879](#), [880](#), [881](#), [882](#), [883](#)
- `\path`
  - (eepicemu), [611](#)
  - (eepic), [609](#), [610](#)
  - (url), [93](#), [94](#), [95](#), [96](#)
- paths, drawing, [610](#)
- paths, typesetting, [93-95](#), [96](#)
- pattern memory errors, [919](#)
- `\pausing`, [945](#)
- pausing option (tracefmt), [369](#)
- Pazo font, [377](#), [378](#), [509](#), [518](#)
- `\pcharpath` (pst-char), [414](#)
- `\pcheck` (tlc), [876](#)
- `pctex32` option (graphics), [615](#)
- `pctex32` program, [615](#)
- `pctexhp` option (graphics), [615](#)
- `pctexhp` program, [615](#)
- `pctexps` option (graphics), [615](#)
- `pctexps` program, [615](#)
- `pctexwin` option (graphics), [615](#)
- `pctexwin` program, [615](#)
- `.pcx` file extension, [626](#)
- `.pdf` file extension, [7](#), [8](#), [9](#), [356](#)
- PDF (Portable Document Format), *see also* PostScript; SVG
  - definition, [642](#)
  - generating from TeX, [643](#)
  - links, [643](#)
  - navigation, [643](#)
  - searching, [356](#)
  - test files, [643](#), [644](#)
  - vs. PostScript, [642](#)
- PDF documents, searching, [356](#)
- `pdflatex` option (crop), [213](#)
- `pdftex` key/option (geometry), [210](#)
- `pdftex` option (graphics), [615](#)
- `pdftex` program, [615](#), [639](#)
- `\Peace` (bbding), [403](#)
- `\penalty`, [936](#), [937](#), [938](#)
  - period key value
    - (caption), [310](#), [311](#), [313](#), [324](#)
    - (subfig), [316](#)
  - period (`.`), shorthand character, [558](#)
  - periodical BibTeX entry type (jurabib), [719](#), [742](#)
  - periods, three consecutive (...), *see* ellipsis
  - perl program, [760](#), [775](#), [776](#), [955](#)
- `\perp`, [535](#)
  - perpage option
    - (footmisc), [116](#), [124](#), [729](#)
    - (manyfoot), [125](#)
  - perpage package, xxvi, [120](#), [121](#)
  - persistent errors, [892](#)
- `\Pfund` (marvosym), [412](#)
- `phaip` BibTeX style, [792](#), [796](#)
- `\phantom`, [473](#), [474](#), [505](#)
- `phapalik` BibTeX style (apalike), [792](#)
- `phcpc` BibTeX style, [792](#)
- `phdthesis` BibTeX entry type, [763](#), [765](#)
- `\Phi`, [527](#)
- `\phi`, [479](#), [527](#)
  - `phiaea` BibTeX style, [792](#)
  - `phjcp` BibTeX style, [792](#)
  - `phnf` BibTeX style, [792](#)
  - `phnfllet` BibTeX style, [792](#)
- `\phone` (wasysym), [401](#)
- `\PhoneHandset` (bbding), [403](#)
  - `phpf` BibTeX style, [792](#)
  - `phppcf` BibTeX style (apalike), [792](#)
  - `phreport` BibTeX style, [792](#)
  - `phrmp` BibTeX style, [792](#)
- `\Pi`, [527](#)
- `\pi`, [512](#), [527](#)
  - $\Pi$  font, [378](#), [379-382](#)
  - `Piautolist` env. (pifont), [381](#)
  - `pic` program, [637](#)
- `\piccaption` (picins), [305](#), [306](#)
- `\piccaptioninside` (picins), [305](#)
- `\piccaptionoutside` (picins), [305](#), [306](#)

- `\piccaptionside` (picins), 305
- `\piccaptiontopside` (picins), 305
- `\pichskip` (picins), [303](#), [304](#), 305
- picinpar package, 108, 109
- picins package, 299, [302–306](#)
  - combined with caption, 306
- `\picskip` (picins), [303](#), [304](#)
- `\picsquare` (epic), [602](#), 605
- .pict file extension, 626
- pict2e package, xxvii, 638
- picture env., 488, 600, 634
  - (pspicture), 638, [639–641](#)
  - (texpicture), 639, [640](#)
- `\Pifill` (pifont), [381](#)
- `\Pifont` (pifont), [380](#)
  - pifont package, [378–381](#), 401, 403
- `\Piline` (pifont), [381](#)
  - Pilist env. (pifont), [381](#)
- `\Pisymbol` (pifont), [380](#), [401](#), [403](#)
- `\pitchfork` (amssymb), 535
- .pk file extension, 327, 594
- placeins option (minitoc), 58
- placeins package, 288, 289
- plain L<sup>A</sup>T<sub>E</sub>X style, [691–693](#), 709, [791](#), [792](#), [793](#), [806](#), [807](#)
  - (bibtopic), 753, [754](#), [755](#)
  - (bibunits), 750
  - (cite), [693–697](#)
  - (natbib), [709](#), [714](#)
- plain key (float), 292
- plain page style, [33](#), [222](#), [223](#), 230, [679](#), [680](#)
  - (fancyhdr), 230
  - (rplain), 224
- plain text files, 6
- plainnat L<sup>A</sup>T<sub>E</sub>X style (natbib), 709, [710](#), 736, [793](#)
- plaintop key (float), 292
- plainyr L<sup>A</sup>T<sub>E</sub>X style, 793
- `\plitemsep` length (paralist), 132
- plotting scientific data, *see* graphs
- `\plparsep` length (paralist), 132
- `\plpartopsep` length (paralist), 132
- `\pltopsep` length (paralist), 132
- `\Plus` (bbling), [403](#)
- `\plus` (euro), [99](#)
  - plus syntax, [63](#), [91](#), 415, 695, [854](#), [855](#), 929, 935
- `\PlusOutline` (bbling), [403](#)
- `\pm`, 530
  - pmatrix env. (amsmath), [486](#)
    - error using, 907
- `\pmb` (bm), 510
- `\pmod`, [492](#), [493](#)
  - .png file extension, 8, 642–644, 896
  - .png file extension, 626
- `\pod` (amsmath), 492, [493](#)
- `\pointedenum` (paralist), 134
  - pointedenum option (paralist), [134](#)
- `\pointlessenum` (paralist), 134
  - pointlessenum option (paralist), 134
  - points, font size, 335
  - Polish, [567](#)
    - polish option (babel), 543, [567](#)
- `\polishrz` (babel), [567](#)
- `\polishzx` (babel), [567](#)
  - polutoniko attribute (babel), 549, [550](#), [574](#), 585
  - polutonikogreek option (babel), 543, 585
- pool size errors, 919
- pop\$ L<sup>A</sup>T<sub>E</sub>X built-in function, 808
- `\poptabs`, error using, 908
- portability, commands, 842
- Portable Document Format (PDF), *see* PDF
- portable files, bibliographies, 775
- portrait key/option (geometry), 207
- portuges option (babel), 543
- portuguese option (babel), 543
- position key/option
  - (caption), [312](#), [318](#)
  - (subfig), 317, 318
- `\possessivecite`
  - (harvard), [700](#), 703
  - (tlc), [703](#)
- `\postamble` (docstrip), 829
  - postamble keyword (makeindex), [653](#), [660](#), [661](#)
  - postambles, creating, 829, 830
  - postbreak key (listings), [173](#)
- `\postdisplaypenalty`, 480
- `\postmulticol` rigid length (multicol), 185, 186
  - PostScript, 635, *see also* PDF; SVG
    - arrowhead length, 641
    - circles, 639
    - curves, 641
    - definition, 635
    - dvips driver, 637
    - encoding, 388, [389](#), [390](#)
    - extended picture env., 638, 639, [640](#)
    - extended or changed commands, 639–641
    - generating missing fonts, 637
    - line thickness, 640, [641](#)
    - lines, 639–641
    - OpenType fonts, 636, 637
    - ovals, [639](#)
    - test files, 643, 644
    - Type 1 fonts, 636, 637
    - vectors, 639–641
    - vs. PDF, 642
  - PostScript fonts, 354, 355
  - PostScript New Font Selection scheme (PSNFSS), *see* PSNFSS
- `\pounds`, 459, 527
- `\Pr`, 500
  - pre-notes, bibliographies, [721](#)

- preamble, *see also* commands
  - bibliography database, 771, 772
  - creating, 829, 830
  - database format, bibliographies, 771, 772
  - defining fonts, *see* font commands, low level
  - document, 16, 17
  - documentation commands, list of, 820–824
  - of tables, 244–248
  - options, in tables, 243, 244, 254
- `\preamble` (docstrip), 829, 830
- preamble keyword (makeindex), 653, 660, 661
- `preamble$`  $\TeX$  built-in function, 808
- prebreak key (listings), 173
- `\prec`, 532
- `\precapprox` (amssymb), 532
- `\preccurlyeq` (amssymb), 532
- `\preceq`, 532
- `\precnapprox` (amssymb), 532
- `\precneqq` (amssymb), 532
- `\precnsim` (amssymb), 532
- `\precsim` (amssymb), 532
- predefined layouts, document headings, 34, 35
- predefined text, document headings, 34
- `\predisplaypenalty`, 480
- `\prefacename` (babel), 547, 589
- preload.cfg file, 429
- `\premulticols` rigid length (multicol), 185
- `\pretolerance`, 941
  - (multicol), 186
- pretty-printing, bibliographies, 777, 779, 780
- `\prettyref` (prettyref), 75, 76
- prettyref package, 75, 76
- `\prevdepth` rigid length, 865, 945
  - error using, 865, 902, 914
- price  $\TeX$  field (BibTeXMng), 789
- `\prime`, 528
- primitives
  - displaying, 934
  - tracing, 945
  - troubleshooting, 934, 945
- `\primo` (babel), 563
- printbib program, 776
- `\printbibliography` (camel), 744
- `\PrintChanges` (doc), 817, 818, 821
- `\printcontents` (titletoc), 64, 65
- `\PrintDescribeEnv` (doc), 824
- `\PrintDescribeMacro` (doc), 824
- `\PrintEnvName` (doc), 824
- printer points, 335
- printheadings option (bibtopic), 753
- `\printheadingsfalse` (layouts), 201, 203
- `\PrintIndex` (doc), 817, 818, 821
- `\printindex`
  - (index), 682, 710, 721
  - (makeidx), 649, 669
- printing
  - bibliographies, 774, 775, 776, 777
  - computer code, *see* computer code, printing
  - doc package, 813, 814
  - parts, 816, 835
  - selected document versions, 21, 22
  - two-sided, *see also* recto-verso layout
    - page styles, 223, 226
    - turning on, 199
- `\PrintMacroName` (doc), 824
- `\printparametersfalse` (layouts), 201, 203
- `\printtime` (tlc), 871
- problem resolution, *see* troubleshooting
- proc document class, 467
- proceedings  $\TeX$  entry type, 690, 763
- process flow
  - bibliographies, 806–809
  - citations, 687–689
  - index generation, 648, 673
  - $\TeX$ , 9
- `\processdelayedfloats` (endfloat), 291
- processing errors, *see* troubleshooting
- `\ProcessOptions`, 879, 882, 886, 887
- `\ProcessOptions*`, 879, 882
- `\prod`, 491, 495, 496, 536
- `\Prog` (tlc), 654
- program code, printing, *see* computer code, printing
- program files, obtaining
  - CD-ROM, 948, 949
  - ftp, 948, 952–954
  - web access, 950
- programs, bibliographies
  - $\TeX++$ , 760
  - $\TeX8$ , 759
  - 8-bit version, 759
  - bibulus, 760
  - Java version, 760
  - M $\TeX$ , 761
  - multilingual version, 761
  - perl version, 760
  - XML aware, 760
- progress messages, suppressing during index generation, 657, 668, 674
- `\projlim` (amsmath), 500
- proof env. (amsthm), 143, 144
- `\proofmodetrue` (index), 681, 682
- `\proofname` (babel), 547
- proofs, *see* headed lists
- properties, *see* options
- proportional fonts, 331, 332
- `\propto`, 535
- `\protect`, 33, 46, 47, 48, 72, 130, 166, 468, 892, 893, 894, 895, 913
  - in `\index`, 654, 666
  - no help with `\url`, 94

- `\protect` (*cont.*)
    - (ifthen), 873
    - (textcase), 86
  - `\protected@edef`, 892
  - `\providecommand`, 749, 847
    - ( $\LaTeX$ ), 771
  - `\providecommand*`, 847
  - `\providehyphenmins` (babel), 586
  - `\ProvidesClass`, 877, 878, 879, 886, 888
    - warning using, 920
  - `\ProvidesFile`, 432, 437, 438, 446, 450, 878, 879
    - warning using, 922
    - (inputenc), 446, 447
  - `\ProvidesLanguage` (babel), 583
  - `\ProvidesPackage`, 878, 879, 883
    - warning using, 926
    - (babel), 583
  - `\ProvideTextCommandDefault`, 446, 454
    - (inputenc), 446
  - `\PS` (tlc), 843, 844
  - .ps file extension, 8, 9, 625
  - .ps.bb file extension (graphics), 626
  - .ps.gz file extension, 625, 626
    - (graphics), 626
  - `\ps@{style}`, 223
  - `\ps@plain`, 223, 886
  - `\ps@titlepage` (doc), 824
    - psamsfonts option
      - (amssymb), 468
      - (amssymb), 468
      - (eucal), 468
      - (eufrak), 468
    - psfrag program, 594
  - `\Psi`, 527
  - `\psi`, 497, 527
    - PSNFSS (PostScript New Font Selection scheme), 370, 371,
      - 372, 373, *see also* NFSS
      - Avant Garde Gothic, 374
      - Bitstream Charter, 374
      - classification of font families, 372
      - Courier, 374
      - fonts used, 371
      - Helvetica, 370, 375
      - ITC Bookman, 374
      - leading, 373
      - New Century Schoolbook, 375
      - Palatino
        - alternative support, 390, 391
        - description, 375
        - in math and text, 377, 378, 390, 391, 518
      - Pi, 378–381
      - sans serif fonts, 373
      - Times Roman
        - alternative support, 388–390
        - description, 375
    - PSNFSS (PostScript New Font Selection scheme) (*cont.*)
      - in math and text, 376, 377, 516
      - text symbol alternatives, 388, 389, 390
    - Utopia, 375
    - Zapf Chancery, 376
  - pspicture package, 638–641, 955
  - pspicture.ps file (dvips), 639
  - psprint option (graphics), 615
  - psprint program, 615
  - pstoedit program, 646
  - pstricks package, 594, 643, 969, 970
  - .ptc file extension (titletoc), 64
  - `\ptcCfont` (minitoc), 57
  - publisher  $\LaTeX$  field, 690, 717, 763, 765, 772
  - pubps option (graphics), 615
  - punctuation
    - bibliographies
      - number-only citation systems, 694, 696, 697
      - short-title citation system, 738
    - headed lists, 141
    - math symbols, 535, 536
    - multilingual documents
      - spacing after, 564
      - special cases, 591
    - number-only citations, 694, 696, 697
    - short-title citations, 738
  - `purify$`  $\LaTeX$  built-in function, 808
  - `\pushtabs`, error using, 908
  - `\put`, 605, 606
    - (epic), 604, 605, 606, 607
    - (pspicture), 641
  - `\putbib` (bibunits), 750, 751, 752
  - `\putfile` (epic), 605
  - PXfonts, 518
  - pxfonts package, 390, 391, 511, 519
    - tight letters with, 391
  - pybcheck program, 787
  - pybconvert program, 787
  - pybliographer program, 784–787
  - pybliographic program, 784–786
  - pycompact program, 787
  - .pz file extension, 626
- ## Q
- `\qauthor` (quotchap), 35, 36
  - `\qed` (amsthm), 144
    - QED (□) symbol, 143, 144
  - `\qedhere` (amsthm), 144
  - `\qedsymbol` (amsthm), 143
  - `\qqquad`, 508, 856
  - `\QU` (tlc), 877
  - `\quad`, 508, 849, 850, 856
    - quad key value (caption), 311
    - quarter-circles, *see* epic package; eepic package
  - `\quarto` (babel), 563



- question mark (?), shorthand character, [554](#)
  - quiet mode, index generation, 657, 668, 674
  - quotation env., 146, 810
    - (lineno), 180
  - quotations, 146, [147](#)
  - quotations (mottos), on chapter headings, 35, [36](#)
  - quotchap package, 35, 36
  - Quote env. (tlc), 146, [147](#)
  - quote env., 146, [848](#)
    - (lineno), [180](#)
  - quote keyword (makeindex), 660, [662](#)
  - quote\$ B<sub>B</sub>T<sub>E</sub>X built-in function, 808
  - \quotechar (doc), 822
  - \quotedblbase, 459
  - \quotesinglbase, 459
  - quoting characters, inserting in multilingual documents, [552](#), [553](#)
- R**
- R syntax
    - (fancyhdr), 225, [226-230](#)
    - (tabulary), 254
    - (tlc), [248](#)
  - \R (babel), [568](#)
  - \r, 459
    - (pxfonts), problems with, 390
    - (tipa), [406](#)
    - (txfonts), problems with, [389](#)
  - r syntax, 243
    - (array), 249
  - \Radiation (ifsym), [405](#)
  - radicals, math symbols, 504, [505](#)
  - ragged option
    - (footmisc), [119](#), [123](#), [726](#), [730](#)
    - (sidecap), 323, [324](#), [325](#)
  - ragged right paragraphs, 103-105, [106](#)
  - ragged2e package, xxvii, [105](#), [106](#)
  - \raggedbottom, 120
  - \raggedcolumns (multicol), 186
  - RaggedLeft key value (caption), 311
  - \RaggedLeft (ragged2e), 105
  - \raggedleft, [104](#), [121](#)
    - in headings, [31](#)
    - (array), in tables, [247](#), [249](#)
    - (ragged2e), 105
    - (titlesec), discouraged inside \titleformat, 40
  - raggedleft key value (caption), 311
  - raggedleft option
    - (sidecap), 323
    - (titlesec), [37](#)
  - \RaggedLeftLeftskip length (ragged2e), 106
  - \RaggedLeftParfillskip length (ragged2e), 106
  - \RaggedLeftParindent rigid length (ragged2e), 106
  - \RaggedLeftRightskip length (ragged2e), 106
  - RaggedRight key value (caption), 311
    - \RaggedRight (ragged2e), [105](#), [106](#), [142](#), [186](#), [187](#), 739
  - \raggedright, [104](#), [121](#), [127](#), [182](#), 183, [341](#), [345](#), 739, [935](#)
    - in headings, [31](#)
    - in tables, 246, 247, [251](#), 261, [276](#)
    - (array), in tables, [247](#), [249](#)
    - (multirow), in tables, 273
    - (natbib), 707
    - (ragged2e), 105
    - (titlesec), discouraged inside \titleformat, 40
  - raggedright key value
    - (caption), 311, [313](#)
    - (jurabib), [739](#)
    - (subfig), [316](#), [318](#)
  - raggedright option
    - (sidecap), 323
    - (titlesec), 37
  - raggedrightboxes option (ragged2e), 106
  - \RaggedRightLeftskip length (ragged2e), 105, 106
  - \RaggedRightParfillskip length (ragged2e), 105, 106
  - \RaggedRightParindent rigid length (ragged2e), 105, [106](#)
  - \RaggedRightRightskip length (ragged2e), 105, [106](#)
  - \Rain (ifsym), [405](#)
  - \raisebox, [150](#), [272](#), 273, [862](#)
    - RaiseNums option (parallel), 183
  - \raisetag (amsmath), [484](#)
  - range\_close keyword (makeindex), 660
  - range\_open keyword (makeindex), 660
  - \rangle, 498, [511](#), 537
  - \ratio (calc), [872](#), [876](#)
  - raw index, generating, 649
  - rawfonts package, 464
  - \Rbag (stmaryrd), 537
  - \rbag (stmaryrd), 530
  - \rbrace, [472](#), [498](#), [509](#), [537](#)
  - \rbrack, 498, 537
  - \rceil, 498, 537
  - \RCS (rcs), [837](#), [838](#)
    - rcs package, 837, 838
    - RCS (Revision Control System), 836
    - rcs-user.tex file (rcs), 838
  - \RCSAuthor (rcs), [837](#)
  - \RCSDate (rcs), [837](#), [838](#)
  - \RCSdate (rcs), 838
  - \RCSdef (rcs), 837
  - \RCSID (rcs), 838
  - \rcsInfo (rcsinfo), [838](#), [839](#)
    - rcsinfo package, 838, 839
    - rcsinfo.perl file (rcsinfo), 839
  - \rcsInfoDate (rcsinfo), [839](#)
  - \rcsInfoDay (rcsinfo), [839](#)
  - \rcsInfoFile (rcsinfo), [839](#)
  - \rcsInfoLocker (rcsinfo), [839](#)
  - \rcsInfoLongDate (rcsinfo), 838, [839](#)
  - \rcsInfoMonth (rcsinfo), [839](#)
  - \rcsInfoOwner (rcsinfo), [839](#)

- `\rcsInfoRevision` (rcsinfo), [839](#)
- `\rcsInfoStatus` (rcsinfo), [839](#)
- `\rcsInfoTime` (rcsinfo), [839](#)
- `\rcsInfoYear` (rcsinfo), [839](#)
- `\RCSRawDate` (rcs), [838](#)
- `\RCSRCSfile` (rcs), [837](#)
- `\RCSRevision` (rcs), [837](#)
- `\RCSTime` (rcs), [837](#)
- `\Re`, [527](#)
- READ B<sup>B</sup>T<sub>E</sub>X command, [805–807](#), [809](#)
- read key (graphicx), [620](#), [625](#)
- reading data verbatim, [163](#)
- readme-tlc2.html file, [959](#)
- `\real` (calc), [872](#)
- `\RecordChanges` (doc), [817](#), [818](#), [821](#)
- recto-verso layout, [43](#), [195](#), [199](#), [208](#), [209](#), *see also* two-sided printing
- `\RecustomVerbatimCommand` (fancyvrb), [165](#)
- `\RecustomVerbatimEnvironment` (fancyvrb), [165](#)
- redefining
  - commands, [844](#), [845](#), [847](#)
  - environments, [847–850](#)
  - reducedifibidem key value (jurabib), [729](#), [730](#)
- `\Ref` (varioref), [72](#)
- `\ref`, [26](#), [66](#), [68](#), [69](#), [71–73](#), [75](#), [111](#), [130](#), [307](#)
  - combining with `\pageref`, *see* varioref package
  - problems using, [26](#), [67](#), [852](#)
  - strange results with, [26](#)
  - warning using, [927](#)
  - (amsmath), [482](#), [485](#)
  - (fltpage), [326](#)
  - (lineno), [178](#), [179](#)
  - (paralist), [132](#), [133](#)
  - (prettyref), [75](#), [76](#)
  - (showkeys), [68](#)
  - (subfig), [316](#), [318](#), [319](#)
  - (subfloat), [322](#), [323](#)
  - (textcase), [86](#)
    - problems using, [85](#)
  - (titleref), [77](#)
  - (upref), [467](#)
  - (varioref), [71](#), [72](#)
  - (wrapfig), [300](#)
  - (xr), [78](#)
- ref option (cite), [697](#)
- reference keys, *see* keys
- referencing subsections, document headings, [25](#), [26](#)
- `\reflectbox`
  - (graphics), [629](#)
  - (graphicx), [629](#)
- `\refname`, [34](#), [726](#), [749](#)
  - (babel), [545](#), [547](#)
  - (bibunits), [751](#)
  - (multibib), [756](#)
- `\refstepcounter`, [33](#), [121](#), [851](#), [852](#), [853](#)
  - problems using, [852](#)
- `\reftextafter` (varioref), [73](#), [74](#), [357](#)
- `\reftextbefore` (varioref), [73](#), [74](#)
- `\reftextcurrent` (varioref), [69](#), [71](#), [74](#)
- `\reftextfaceafter` (varioref), [73](#), [74](#)
- `\reftextfacebefore` (varioref), [73](#), [74](#)
- `\reftextfaraway` (varioref), [73](#), [74](#)
- `\reftextlabelrange` (varioref), [74](#)
- `\reftextpagerange` (varioref), [74](#)
- `\reftextvario` (varioref), [74](#), [75](#)
  - register values, displaying, [934](#), [935](#)
  - Rejne option (fncychap), [34](#)
  - relation symbols, math symbols, [531](#), [532](#), [533](#)
- `\relax`, [162](#), [446](#), [501](#), [867](#), [868](#)
  - release information, language definition files, [583](#)
- `\relphantom` (tlc), [474](#)
- `\relscale` (resize), [84](#)
- `\relsize` (resize), [84](#), [156](#)
- resize package, xxvi, [83–85](#), [156](#)
- rem env. (tlc), [140](#)
- remreset package, [851](#)
- `\renewcommand`, [844](#), [846](#)
  - error using, [895](#), [897](#), [904](#)
- `\renewcommand*`, [908](#)
- `\renewenvironment`, [847](#), [848](#)
  - error using, [898](#), [901](#)
- `\renewindex` (index), [682](#)
  - repeat data across pages, [599](#), [600](#)
  - repeatindex package, [680](#)
  - report document class, [6](#), [13](#), [115](#), [120](#), [147](#), [195](#), [223](#), [679](#)
    - footnote numbering, [112](#)
    - heading commands, [22–25](#), [51](#)
    - release information, [878](#)
    - replacement for, [236](#)
    - TOC entries, [50](#), [52](#)
  - reqno option (amsmath), [466](#), [469](#), [472](#)
  - require function (xindy), [675](#)
  - required fields, bibliography database, [762](#), [763](#)
- `\RequirePackage`, [14](#), [356](#), [438](#), [682](#), [852](#), [879](#), [880](#), [881](#), [882](#), [883](#), [886](#), [913](#)
  - error using, [908](#)
  - premature loading, [908](#)
  - warning using, [931](#)
- `\RequirePackageWithOptions`, [883](#)
- reset key/option (geometry), [211](#)
- reseteqn.sty file (tlc), [14](#)
- resetlabels option (multibib), [756](#)
- resetmargin key (listings), [172](#)
- resetmargins key (fancyvrb), [157](#)
- `\resetul` (soul), [92](#)
- `\resizebox`
  - (graphics), [617](#), [618](#), [629](#), [630](#)
  - error using, [909](#)

- `\resizebox` (*cont.*)
  - (`graphicx`), [629](#), [630](#)
  - error using, [909](#)
- `\resizebox*`
  - (`graphics`), [629](#), [630](#)
  - (`graphicx`), [630](#)
- resizing
  - fonts, relative to original, [83](#), [84](#), [85](#)
  - graphic objects, [629](#), [630](#)
- resolving problems, *see* troubleshooting
- restore values, displaying, [944](#)
- `\restriction` (`amssymb`), [534](#)
- `\restylefloat`
  - (`float`), [294](#), [309–311](#)
  - (`rotfloat`), [298](#)
- result file, specifying, [826](#), [827](#)
- `\resumecontents` (`titletoc`), [65](#), [66](#)
- REVERSE B<sub>B</sub>T<sub>E</sub>X command, [807](#)
- `\reversemarginpar`, [127](#), [200](#)
- `\reversemarginpartrue` (`layouts`), [200](#)
- `reversemp` key/option (`geometry`), [209](#), [210](#)
- revision bars, [189](#), [190](#), [191](#)
- Revision Control System (RCS), [836](#)
- `\RewindToStart` (`marvosym`), [401](#)
- `rewrite.rule` function (`bibtool`), [780](#), [781](#)
- rewriting, bibliographies, [780](#), [781](#)
- `\rfloor`, [498](#), [537](#)
- `\rfoot` (`fancyhdr`), [221](#), [224](#), [225](#)
- `\rgroup`, [489](#), [498](#), [537](#)
- `\rhd` (`latexsym`), [464](#)
- `\rhead` (`fancyhdr`), [224](#), [225](#), [598](#)
- `\rho`, [527](#)
- `\rho`hook, [535](#)
- `\right`, [478](#), [483](#), [487](#), [498](#), [504](#), [525](#), [526](#), [537](#), [906](#)
  - error using, [899](#), [905](#)
- right key value
  - (`fancyvrb`), [159](#)
  - (`listings`), [172](#)
- right key/option (`geometry`), [208](#), [211](#)
- right option
  - (`eurosym`), [409](#)
  - (`lineno`), [180](#), [181](#)
- right-to-left typesetting, multilingual documents, [566](#), [577](#)
- `\Rightarrow`, [534](#)
- `\rightarrow`, [173](#), [500](#), [534](#)
- `\rightarrowtail` (`amssymb`), [534](#)
- `\rightarrowtriangle` (`stmaryrd`), [534](#)
- `rightbars` option (`changebar`), [190](#)
- `rightbody` option (`sidecap`), [323](#)
- `rightcaption` option (`sidecap`), [323](#)
- `\RightDiamond` (`ifsym`), [405](#)
- `rightFloats` option (`ftpage`), [325](#)
- `\rightharpoondown`, [534](#)
- `\rightharpoonup`, [534](#)
- `\righthypenmin`, [586](#)
  - `rightlabels` option (`titletoc`), [60](#)
- `\rightleftarrows` (`amssymb`), [534](#)
- `\rightleftharpoons` (`amssymb`), [534](#)
- `\rightmargin` rigid length, [145](#), [147](#)
  - `rightmargin` key (`titlesec`), [38](#), [43](#)
- `\rightmark`, [218](#), [227](#), [228](#), [229](#)
  - (`extramarks`), [220](#)
- `\rightpointleft` (`dingbat`), [401](#)
- `\rightrightarrows` (`amssymb`), [534](#)
- `\rightskip` length, [103](#), [104](#), [105](#), [936](#), [937](#)
  - (`ragged2e`), [105](#)
- `\rightslice` (`stmaryrd`), [530](#)
- `\rightsquigarrow` (`amssymb`), [534](#)
- `\rightthreetimes` (`amssymb`), [530](#)
- `\rightthumbsdown` (`dingbat`), [401](#)
- `\rightthumbsup` (`dingbat`), [401](#)
- rigid lengths, [854](#)
- `\risingdotseq` (`amssymb`), [532](#)
- `\rlap`, [180](#), [181](#), [183](#), [489](#)
- `\rm`, [347](#), [349](#)
  - used in math, [349](#), [464](#)
  - (`custom-bib`), [803](#)
- `rm` key value
  - (`caption`), [310](#), [311](#), [313](#)
  - (`subfig`), [316](#)
- `rm` option (`titlesec`), [37](#)
- `rmargin` key/option (`geometry`), [208](#)
- `\rmdefault`, [346](#), [347](#), [438](#)
- `\rmfamily`, [339](#), [344](#), [346](#), [351](#), [409](#), [464](#)
  - used in math, [348](#), [350](#)
- `\rmoustache`, [498](#), [537](#)
- Roman folio style, [216](#)
- `\Roman`, [129](#), [133](#), [852](#), [853](#)
- `\roman`, [130](#), [133](#), [852](#), [853](#)
- roman folio style, [216](#)
- Roman font shape, [333](#)
- roman numerals, indexes
  - sort order, [666](#)
  - suppressing page ranges, [677](#)
- `romanian` option (`babel`), [543](#)
- `rootbib` option (`chapterbib`), [747](#)
- `rotate` env. (`rotating`), [297](#), [634](#)
- `rotate` option (`crop`), [214](#)
- `\rotatebox`
  - (`graphics`), [618](#), [628](#), [630](#), [631](#)
  - error using, [908](#)
  - (`graphicx`), [614](#), [624](#), [631](#), [632](#), [633](#)
  - error using, [908](#)
- rotated material, hiding, [615](#)
- rotating
  - floats, [296](#), [297](#), [298](#)
  - graphic objects, [630–634](#)
  - image files, [620](#)
- rotating package, [212](#), [296–298](#), [633](#), [634](#)
  - combined with `endfloat`, [291](#)

- `\rotcaption` (rotating), 298, 308
  - rotfloat package, 298
  - `\round` (euro), 98, 99
  - round key/option (jurabib), 721, 735
  - round option (natbib), 706, 712, 715
  - rounded corner, boxes, 596, 597
  - `\rowcolor` (colortbl), 265
  - rows, table
    - commands, 261
    - laying out, 242, 243
    - spacing, 244, 245, 269, 271
    - spanning, 272, 273, 274, 282
  - rplain package, 224
  - `\rrbracket`
    - (fourier), 392
    - (stmaryrd), 498, 537
  - `\rrceil` (stmaryrd), 537
  - `\rrffloor` (stmaryrd), 537
  - `\Rrightarrow` (amssymb), 534
  - `\rrparenthesis` (stmaryrd), 537
  - .rsc file extension (bibtool), 780
  - `\Rsh` (amssymb), 534
  - `\RSPercentTolerance` (relsize), 84
  - `\rsquare` (tlc), 528
  - `\Rsub` (tlc), 31
  - `\rtimes` (amssymb), 530
  - rubber lengths, 854
  - rubibtex program, 573, 574
  - rubibtex.bat program, 574
  - `\rule`, 41, 112, 242, 266, 326, 858, 863–865, 866, 867
  - rule boxes, 860, 866–868
  - rulecolor key (fancyvrb), 158
  - ruled key (float), 292, 293, 294
  - ruled key value (float), 310
  - ruled option (manyfoot), 124
  - rules (graphic lines)
    - around code listings, 173
    - color, 265
    - document headings, 41, 42
    - double, 269
    - floats, 285
    - footnotes, 112, 119, 120
    - formal, 269, 270, 271, 272
    - frame, color, 158
    - in tables
      - colored, 265
      - combining horizontal and vertical, 266, 267
      - dashed, 267, 268
      - double, 269
      - formal, 269, 270, 271, 272
      - variable width, 266
      - vertical, 266, 267, 269
    - page styles, 224
  - rulesep key (listings), 173–175
  - rumakeindex program, 573
  - rumkidxd.bat program, 573
  - rumkidxw.bat program, 573
  - run-in style document headings, 27, 29, 30
  - runin key (titlesec), 38, 39
  - running headers and footers, *see* headers and footers, running
  - russian option (babel), 358, 543, 568, 570, 571
  - russianb option (babel), 975
  - russianb.lfd file (babel), 589
  - `\rVert` (amsmath), 498, 501, 537
  - `\rvert` (amsmath), 498, 500, 501, 537
- ## S
- `\S`, 39, 64, 130, 527
    - (textcomp), 457
  - s size function, 424
  - s: syntax (yfonts), 395
  - safe option
    - (textcomp), 362, 364, 365, 367, 388
    - has no effect, 367
    - (tipa), 406
  - `\samepage`, 234
    - samepage key (fancyvrb), 159
    - samin option (babel), 543
  - `\sample` (tlc), 13, 221, 224, 293, 303, 598
  - sans serif fonts, 332, 339
    - as default, 373
  - `\sAppendix` (tlc), 32, 33
  - save size errors, 919
  - `\savebox`, 868, 869, 904, 944
    - error using, 895
    - savequote env. (quotchap), 35, 36
  - `\SaveVerb` (fancyvrb), 165, 166, 167
  - `\SaveVerbatim` env. (fancyvrb), 167
  - `\sbox`, 307, 849, 868, 869, 870, 904, 944
    - error using, 895
  - `\sboxrule` rigid length (shadow), 595
  - `\sboxsep` rigid length (shadow), 595
  - `\sc`, 347
    - used in math, 464
  - sc key value (caption), 310
  - sc option
    - (mathpazo), 378
    - (titlesec), 37
  - Scalable Vector Graphics (SVG), *see* SVG
  - scale key (graphicx), 619, 621
  - scale key/option (geometry), 211
  - `\scalebox`
    - (graphics), 617, 628, 629
    - (graphicx), 628, 629
  - scaled option
    - (eurosans), 410
    - (helvet), 370
    - (luximono), 154, 387
  - scaled material, hiding, 615

- scaling
  - graphic objects, [628](#), [629](#)
  - image files, [620](#)
  - large operators, [368](#)
- `\scdefault`, [346](#)
- `SCfigure` env. (sidecap), [323](#), [324](#)
- school  $\LaTeX$  field, [763](#), [765](#)
- Schwabacher font, [394](#)–[396](#)
- Scientific Word program, [615](#)
- scottish option (babel), [543](#)
- scrartcl document class, [236](#)
- screen key/option (geometry), [206](#)
- script commands, `docstrip`, [826](#)–[830](#)
- `\scriptscriptstyle`, [432](#), [494](#), [502](#)
- `\scriptsize`, [342](#)
  - `scriptsize` key value
    - (caption), [310](#)
    - (subfig), [319](#)
- `\scriptstyle`, [432](#), [489](#), [494](#), [502](#)
- `\scrollmode`, [944](#)
- `scrpage` package, [237](#)
- `\scshape`, [30](#), [63](#), [340](#), [341](#), [342](#), [344](#), [346](#), [853](#)
  - used in math, [348](#), [350](#)
  - (letrine), [100](#)
  - (soul), [91](#)
- `SCTable` env. (sidecap), [323](#), [324](#), [325](#)
- `\sdim` rigid length (shadow), [595](#)
- searching, bibliographies, [775](#), [777](#), [778](#), [784](#), [785](#), [787](#)
- searching, PDF documents, [356](#)
- `\searrow`, [173](#), [534](#)
- `\sec`, [500](#)
- `\secdef`, [27](#), [32](#)
- `\secformat` (tlc), [41](#)
- `secnumdepth` counter, [23](#), [24](#), [27](#), [30](#), [33](#)
- `\sectfont` (quotchap), [35](#), [36](#)
- `\section`, [22](#), [23](#), [24](#), [25](#), [26](#), [30](#)–[33](#), [39](#), [47](#), [49](#), [217](#), [218](#), [223](#), [937](#)
  - cross-reference to, [66](#)
  - error using, [893](#)
  - suppressing floats, [287](#)
  - with float barrier, [288](#)
  - (bibunits), [751](#), [752](#)
  - (minitoc), [57](#), [58](#)
    - partial contents for, [57](#)
  - (soul), with letter spacing, [91](#)
  - (titleref), textual reference to, [77](#)
  - (titlesec), [37](#), [39](#)–[42](#), [44](#)
  - (titletoc), partial contents for, [65](#)
- section counter, [24](#), [25](#), [32](#), [33](#), [219](#), [851](#), [853](#)
- section key value (jurabib), [724](#), [731](#)
- section option (placeins), [58](#), [288](#)
- section commands, [22](#), [23](#)
  - default behavior, [31](#)
  - redefining, [29](#), [30](#)
- `\section*`, [23](#), [47](#), [707](#), [747](#)
  - listed in TOC, [47](#)
  - (titlesec), [44](#)
- section-level tables of contents, [57](#), [58](#)
- `sectionbib` option
  - (bibunits), [752](#)
  - (chapterbib), [747](#), [748](#), [749](#)
  - (natbib), [707](#), [747](#)
- `\sectionbreak` (titlesec), [42](#), [43](#)
- `\sectionmark`, [33](#), [219](#), [230](#)
  - (fancyhdr), [229](#)
- `\sectlof` (minitoc), [58](#)
- `\sectlot` (minitoc), [58](#)
- `\secttoc` (minitoc), [58](#)
  - `secttocdepth` counter (minitoc), [58](#)
- `\secundo` (babel), [563](#)
- security, `docstrip`, [832](#)
- `sed` program, [573](#), [574](#), [775](#), [778](#)
- `\see` (makeidx), [652](#)
  - see key/option (jurabib), [721](#)
- `\seename` (babel), [547](#)
- `select` function (bibtool), [782](#)
- `select.non` function (bibtool), [782](#)
- `\selectfont`, [345](#), [355](#), [410](#), [412](#), [413](#), [415](#), [417](#), [419](#), [454](#)
- `\selectlanguage` (babel), [544](#), [545](#), [546](#), [571](#)
- semantic nest size errors, [919](#)
- semicolon (;), shorthand character, [554](#)
- seminar package, [596](#)
- `SeparatedFootnotes` option (parallel), [183](#)
- separator character, bibliography database, [761](#)
- serbian option (babel), [543](#)
- `Series` env. (tlc), [293](#)
- `series`  $\LaTeX$  field, [690](#), [763](#), [765](#)
- series, fonts, see fonts, series
- `\seriesdefault`, [346](#), [417](#)
- serifed fonts, [332](#), [339](#)
- `\setboolean` (ifthen), [680](#), [875](#), [886](#)
- `\setbox`, [870](#)
  - problems using, [870](#)
- `\setcounter`, [130](#), [131](#), [852](#), [853](#), [876](#)
  - error using, [844](#), [906](#), [907](#)
  - (calc), [871](#), [873](#)
  - error using, [895](#)
- `\setdefaultenum` (paralist), [137](#)
- `\setdefaultitem` (paralist), [136](#), [137](#)
- `\setdefaultleftmargin` (paralist), [137](#)
- `\setdepth` (bar), [613](#)
- `\setfnsymbol` (footmisc), [116](#), [117](#)
- `\setfootbox` (layouts), [201](#)
- `\sethebrew` (babel), [568](#)
- `\sethlcolor` (soul), [92](#)
- `\setkeys`
  - (graphicx), [623](#), [624](#)
  - (keyval), [623](#)
- `\setlabelfont` (layouts), [201](#), [203](#)

- `\setlayoutscales` (layouts), [200](#), [201](#), [203](#)
- `\setlength`, [855](#), [872](#)
  - error using, 907
  - problems with, 507
  - (calc), [871](#), [872](#), [876](#)
    - error using, 895
- `\setmarginsrb` (vmargin), [203](#)
- `\SetMathAlphabet`, [352](#), [353](#), [436](#), [439](#), [903](#)
  - error using, 897
- `\setminus`, 530
- `\setnumberpos` (bar), [613](#)
  - `setpage_prefix` keyword (makeindex), 661
  - `setpage_suffix` keyword (makeindex), 661
- `\setpapersize` (vmargin), [203](#)
- `\setparametertextfont` (layouts), [200](#), [201](#)
- sets and inclusion, math symbols, [533](#)
- sets and inclusion—negated, math symbols, [533](#)
- setspace package, [106–108](#), 204
- `\setstcolor` (soul), [92](#)
- `\setstretch`
  - (bar), [613](#)
  - (setspace), 107
- `\SetSymbolFont`, [433](#), [435](#), [436](#), [437](#), [439](#)
  - warning using, 926
- `\settodepth`, [855](#), [856](#)
- `\settoheight`, [855](#), [856](#)
- `\settowidth`, [52](#), [280](#), [282](#), [850](#), [855](#), [856](#)
- `\setul` (soul), [92](#)
- `\setulcolor` (soul), [92](#)
- `\setuldepth` (soul), [92](#)
- `\setxaxis` (bar), [613](#)
- `\setxname` (bar), [613](#)
- `\setxvaluetype` (bar), [613](#)
- `\setyaxis` (bar), [613](#)
- `\setyname` (bar), [613](#)
- `\sf`, [328](#), [347](#), [464](#)
  - used in math, [349](#), [464](#)
- `sf` key value
  - (caption), [301](#), [306](#), [310](#), [311](#), [313](#), [316](#), [324](#)
  - (subfig), 317
  - `sf` option (titlesec), [37](#)
- `\sfdefault`, [346](#), [373](#)
- `\sffamily`, [339](#), [341](#), [343](#), [344](#), [346](#), [351](#), [409](#), [464](#)
  - problem with EC fonts, [355](#)
  - used in math, [348](#), [350](#)
  - (lucidabr), [410](#)
- `sfixed` size function, 426
- `sgen` size function, 425
- `sgenb` size function, 425
- `\sh` (babel), 564
- `\shabox` (shadow), [595](#), [596](#)
- shaded fonts, 334
- shadow package, 595
- shadow boxes, [595–597](#)
- `\shadowbox` (fancybox), [596](#), [597](#), [598](#)
- `\shadowsize` rigid length (fancybox), [596](#), [598](#)
- `\shadowthickness` (picins), [304](#), [305](#)
  - shalom fonts, 577
  - shape, document headings, 38
- `\shapedefault`, [346](#), [417](#)
  - shapes, fonts, *see* fonts, shapes
- `\sharp`, 528
- `\Shilling` (marvosym), [412](#)
  - short key value (jurabib), 732
  - short option (rcsinfo), 839
  - short-title citations, 684, [715–745](#), *see also* citation systems
    - annotations, [721](#), [740](#), [741](#), [742](#)
    - author gender, [734](#), [735](#), [742](#)
    - author information field, 743
    - author list separator, [736](#), [738](#)
    - author-date format, combining, [732](#), [733](#)
    - back reference information, 742
    - collections, 742
    - column layout, [739](#)
    - configuration files, external, 741
    - cross-references, [732](#)
    - customizing bibliography, [736](#), [737](#), [738](#), [739–741](#)
    - customizing citations, [735](#), [736](#)
    - definition, 684
    - description, 715, 716
    - dissertation year, 742
    - edition information, 742
    - editor information, 742
    - endnote citations, [726](#), [727](#), [728](#)
    - fonts, [736](#), [737](#)
    - footnote citations, [726](#), [727](#), [728](#)
    - founder information, 742
    - full citations in running text, [723](#), [724–726](#)
    - ibidem citations, [728–731](#), [740](#)
    - indentation, [738](#), [739](#)
    - indexing citations automatically, [720](#), [721](#)
    - last update field, 743
    - law support, [743](#), [744](#), [745](#)
    - multi-language support, [733](#), [734](#), [735](#)
    - page boundaries, ignoring, 729
    - page total field, 743
    - parentheses, 735
    - pre-notes, [721](#)
    - punctuation, [738](#)
    - sort order, 743
    - style files, 742, 743
    - superscripts, [735](#), [736](#), [743](#)
    - title format, [719](#), [720](#)
    - title information field, 743
    - title, mapping short to full, [721](#), [722](#), [723](#)
    - translated works, 742
    - translator information, 743
    - URLs, 742, 743
    - volume title, 743

- shortauthor BibTeX field (jurabib), [717](#), [718](#), [732](#), [743](#)
- \shortcite
  - (authordate1-4), [700](#)
  - (chicago), [684](#), [699](#)
- \shortciteA (chicago), [699](#)
- \shortciteN (chicago), [699](#)
- \shortcites (natbib), [705](#)
- \shortdownarrow (stmaryrd), [534](#)
- shorttext option (minitoc), [56](#)
- \shorthandoff (babel), [548](#), [549](#), [554](#), [557](#)
- \shorthandon (babel), [548](#)
  - error using, [911](#)
- shorthands
  - language definition files, [589](#)–[591](#)
  - language options, babel package, [550](#)–[558](#)
  - multilingual documents, [547](#), [548](#), [549](#)
- \shortindexingoff (index), [681](#)
- \shortindexingon (index), [681](#)
- \shortleftarrow (stmaryrd), [534](#)
- \shortmid (amssymb), [535](#)
- \shortpage (tlc), [234](#)
- \shortparallel (amssymb), [535](#)
- \shortrightarrow (stmaryrd), [534](#)
- \shortstack, [108](#), [596](#), [601](#)
  - (pspicture), [640](#)
- \shorttableofcontents (shorttoc), [55](#)
- shorttitle BibTeX field (jurabib), [690](#), [717](#), [718](#), [719](#), [722](#), [732](#), [743](#)
- \shorttoc (shorttoc), [55](#)
  - shorttoc package, [55](#)
- \shortuparrow (stmaryrd), [534](#)
- shortvrb package, [152](#), [153](#), [816](#), [885](#)
- shortvrb.sty file (shortvrb), [827](#)
- \shoveleft (amsmath), [471](#), [472](#)
- \shoveright (amsmath), [471](#), [472](#)
- \show, [907](#), [932](#), [933](#), [934](#), [935](#)
  - output produced from, [932](#)–[934](#)
- \showbox, [907](#), [944](#)
  - output produced from, [944](#)
- \showboxbreadth, [943](#)–[945](#)
- \showboxdepth, [943](#)–[945](#)
- \showclock (ifsym), [404](#)
- \showcols (array), [249](#)
  - showframe key/option (geometry), [210](#)
- \showgroups, available with eTeX, [906](#), [917](#)
  - output produced from, [917](#)
- \showhyphens, [940](#)
  - output produced from, [940](#)
- showidx package, [656](#), [680](#), [681](#)
- showkeys package, [68](#), [701](#)
- \showlists, [907](#), [919](#), [944](#), [945](#)
  - output produced from, [944](#)
- \showoutput, [935](#), [937](#), [943](#), [944](#), [945](#)
  - output produced from, [936](#), [937](#)
- \showpage (tlc), [203](#)
- \showprogress (docstrip), [828](#)
- showspaces key
  - (fancyvrb), [160](#), [164](#), [165](#)
  - (listings), [171](#), [173](#)
- showstringspaces key (listings), [171](#)
- showtabs key
  - (fancyvrb), [160](#), [161](#)
  - (listings), [171](#)
- showtags package, [778](#)
- \showthe, [907](#), [934](#), [935](#)
  - error using, [902](#)
  - output produced from, [934](#)
- \shrinkheight (supertabular), [257](#)
- si960 option (inputenc), [578](#)
- siam BibTeX style, [793](#)
- side option (footmisc), [118](#), [119](#), [123](#)
- sidecap package, xxvii, [323](#)–[325](#)
  - combined with caption, [323](#)
- \sidecaptionrelwidth (sidecap), [324](#)
- \sidecaptionsep (sidecap), [324](#)
- \sidecaptionvpos (sidecap), [324](#)
- \sideset (amsmath), [495](#)
- sideways env. (rotating), [297](#)
- sidewaysfigure env. (rotating), [291](#), [297](#), [298](#), [308](#)
- sidewaysfigure\* env. (rotating), [297](#)
- sidewaystable env.
  - (rotating), [291](#), [297](#), [298](#), [308](#)
  - (rotfloat), [298](#)
- sidewaystable\* env.
  - (rotating), [297](#)
  - (rotfloat), [298](#)
- sidewaysXMLexa env. (tlc), [298](#)
- sidewaysXMLexa\* env. (tlc), [298](#)
- \Sigma, [527](#)
- \sigma, [527](#)
- \sim, [531](#), [532](#)
- \simeq, [532](#)
- simple key value
  - (caption), [310](#)
  - (subfig), [320](#)
- \sin, [500](#), [506](#)
- single key value
  - (fancyvrb), [157](#)–[159](#)
  - (listings), [173](#), [174](#)
- single-byte characters, encoding, [359](#), [360](#)
- singlelinecheck key/option
  - (caption), [309](#), [311](#)
  - (subfig), [318](#)
- singlespace env. (setspace), [107](#)
- \singlespacing (setspace), [107](#)
- \sinh, [500](#)
- \SixFlowerOpenCenter (bbding), [403](#)
- size BibTeX field (BibTeXMng), [789](#)
- size of image, [620](#), [626](#)
- size11.clo file, [144](#)

- sizing fonts, 342, 343
- sizing, mathematical typesetting, 502, 503
- \skip, 934
- \skip23 length, 934
- skip\$ $\TeX$  built-in function, 808, 810
- \skip\footins length, 112, 113
  - (footmisc), 119, 120
  - (manyfoot), 124
- \skip\footins(suffix) length (manyfoot), 124
- \sl, 347
  - used in math, 464
- sl key value
  - (caption), 310
  - (fancyvrb), 156
  - (subfig), 319
- sl option (titlesec), 37
- slanted font, 333, 340
- slantedGreek option
  - (ccfonts), 385
  - (cmbright), 386
  - (mathpazo), 378
  - (mathptmx), 376
- \slash (soul), 90
- \slashint (fourier), 392
- \sldefault, 346
- slides document class, 6
- slope key (lettrine), 101
- sloped option (fourier), 392, 393
- sloped font, 333
- \sloppy, 103
- slovak option (babel), 543
- slovene option (babel), 543
- \slshape, 340, 341, 344, 346
  - used in math, 348, 350
- \small, 144, 146, 342, 343, 480
- small key value
  - (caption), 310, 311
  - (subfig), 318
- small option
  - (eulervm), 398
  - (titlesec), 37
- small caps
  - description, 334
  - French names, 563
  - in headings, 341
- smallcaps key value (jurabib), 718, 719
- \smaller (relsize), 84
- \smallfrown (amssymb), 535
- \smallint, 536
- smallmatrix env. (amsmath), 487
- \smallpencil (dingbat), 401
- \smallsetminus (amssymb), 530
- \smallskip, 857
- \smallskipamount length, 857
- \smallsmile (amssymb), 535
- \smash (amsmath), 505, 506, 507
  - smashing, mathematical typesetting, 506, 507
- \smile, 535
- \Smiley (marvosym), 401
- \Snow (ifsym), 405
- \so (soul), 88, 89, 90, 91
- \sobf (tlc), 91
- \sodef (soul), 90, 91
  - software information, *see* help resources
  - software release control, 836
  - Sonny option (fncychap), 34
  - SORT $\TeX$  command, 807
  - sort option
    - (cite), 695
    - (natbib), 704, 714
  - sort order
    - bibliographies, 764, 806
    - citations in bibliographies
      - author-number citation system, 714
      - number-only citation systems, 693, 694, 695, 714
      - short-title citation system, 743
  - indexes
    - French words, 670
    - German words, 657, 668, 670
    - letter-by-letter, 657, 668
    - non-English words, 670
    - page numbers, 657, 664, 678, 679
    - roman numerals, 666
    - spaces, 666
    - Spanish words, 670
    - special cases, 667
    - symbols, 666, 667
    - troubleshooting, 665, 666
    - xindy rules, 673, 677
  - sort-rule function (xindy), 675
  - sort.format function (bibtool), 779
  - sort.key\$ $\TeX$  built-in function, 807
  - sort&compress option (natbib), 714
- \SortIndex (doc), 822
  - sorting, bibliographies, 779, 780
- sortkey $\TeX$  field, 772
  - (jurabib), 743, 764
- \SortNoop, 769, 772
  - (tlc), 771, 772
- soul package, xxvi, 88–92
  - combined with color, 88, 92
  - error using, 902
  - nesting commands, 90
- \soulaccent (soul), 89
- \soulomit (soul), 90
- \soulregister (soul), 89
- \source (camel), 744
  - source control, 836, 837, 838, 839



- source files, *see also* documents
  - specifying, 826, 827
  - splitting, 18, [19](#), 20
- source line, finding, 890–894
- source2e.tex file, 834–836
- `\sout` (ulem), [87](#)
- `\space`
  - use in .fd file, 432
  - use in `\DeclareFontShape`, 422
  - use in `\DeclareFontEncoding`, 430
- space key value (caption), 310
- space option (cite), [695](#), 696
- space compression, indexes, [650](#), 655, 666, 669
- space parameters
  - defining new, 854
  - description, 854
  - horizontal space commands, [856](#), [857](#)
  - setting, [855](#), [856](#)
  - vertical space commands, [857](#), [858](#), 859, 860
- `\spacefactor`, 944
  - error using, [902](#), 914
- spaces
  - around/within citations, 695
  - doc package, 815
  - in bibliography databases, 761
  - in indexes, 666
- spaces option (url), 95
- `\spaceskip` length, [105](#), 429
  - (ragged2e), 105
- spacing
  - after macro names, [80](#), [81](#)
  - after punctuation, multilingual documents, 564
  - columns, [247](#), [248](#)
  - document headings, *see* document headings, spacing
  - equations, 479, [480](#), 481
  - float captions, [312](#), 317
  - floats, 285
  - footnotes from text, 112
  - headed lists, 141
  - horizontal, mathematical typesetting, 507, 508
  - interword, 102, 103
  - leading, 106, [107](#), 108, [343](#), 373
  - letterspacing, [88–92](#)
  - math symbols, [525](#), [526](#), [528](#), [529](#)
  - mathematical typesetting, 502, [503](#), [505](#), [506](#), 507
  - multipage tables, 261
  - table rows, 244, [245](#), [269](#), 271
  - tables of contents, 48
  - typed text, [159](#)
- spacing env. (setspace), [107](#)
- `\spadesuit`, 528
- spanish option (babel), [543](#), [554](#), [557](#), [558](#)
- Spanish words, index sort order, 670
- spanning, table rows, [272](#), [273](#), [274](#), [282](#)
- `\spbreve` (amxtra), [495](#)
- `\spcheck` (amxtra), [495](#)
- `\spdddot` (amxtra), [495](#)
- `\spddot` (amxtra), [495](#)
- `\spdot` (amxtra), [495](#)
- `\special`, 8, 9, 593, 594, 608, 626, 638, 639, [979](#), 980
  - (hyperref), 78
  - special characters, [345](#), *see also* entries for *specific characters*; math symbols; text symbols
    - cross-reference restrictions, 66
    - in bibliography database, 768, 769
    - in URLs, e-mail addresses, etc., 93
    - index sort order, 666, 667
    - indexes, [652](#), [653](#), 654, 662
    - multilingual documents, [552](#)
    - typed text, [152](#), [153](#)
- `\SpecialEnvIndex` (doc), 823
- `\SpecialEscapechar` (doc), 822
- `\SpecialIndex` (doc), 823
- `\SpecialMainEnvIndex` (doc), 823
- `\SpecialMainIndex` (doc), 823
- `\specialrule` (booktabs), [271](#), [272](#)
- `\SpecialUsageIndex` (doc), 823
- `\sphat` (amxtra), [495](#)
- `\sphericalangle` (amssymb), 528
- `\SpinDown` (ifsym), [405](#)
- `\SpinUp` (ifsym), [405](#)
- `\spline`
  - (eepicmu), 611
  - (eepic), 610
  - split env. (amsmath), [469](#), [473](#), [474](#), 478
    - error using, 895–898
- `\splitfootnoterule` (footmisc), 119
- `\SplitNote` (manyfoot), [123](#), [124](#)
- `\splitrule` option (footmisc), 119
- splitting material across pages, *see* floats
- splitting, document headings, 23
- `\sptilde` (amxtra), [495](#)
- `\sqcap`, 530
- `\sqcup`, 530
- `\sqrt`, [493](#), [499](#), [505](#), [506](#)
  - (amsmath), [476](#), [477](#), 504
- `\sqrtsign`, 498, [499](#)
  - (bm), [512](#)
- `\sqsubset`
  - (amssymb), 533
  - (latsym), [464](#)
- `\sqsubseteq`, 533
- `\sqsupset`
  - (amssymb), 533
  - (latsym), [464](#)
- `\sqsupseteq`, 533
- `\square` (amssymb), [528](#), 529
  - square key/option (jurabib), [735](#)
  - square option (natbib), [706](#), 712
- `\SquareShadowC` (ifsym), [405](#)

- squiggle program, 646
- \SS, 457
- \ss, 345, 459
  - shape in EC fonts, 355
  - (yfonts), 395
- \ssearrow (stmaryrd), 534
- \ssedition  $\LaTeX$  field (jurabib), 736, 743
- \sslash (stmaryrd), 530
- \ssub size function, 426
- \ssubf size function, 426
- \sswarrow (stmaryrd), 534
- \st (soul), 88, 89, 92
- stable option (footmisc), 120
- stack\$  $\LaTeX$  built-in function, 808
- \stackrel, 489, 495
- stacks
  - list stack, displaying, 944
  - macro stack, displaying, 892
  - parameter stack size errors, 918, 919
- stand-alone indexes, 659–662
- standard input/output files, indexes, 655, 668
- standard-baselineskips option
  - (ccfonts), 385
  - (cmbright), 386
- \StandardLayout (babel), 565
- StandardModuleDepth counter (doc), 824
- \star, 136, 495, 530
- \startcontents (titletoc), 64, 65, 66
- \StartFinalBibs (chapterbib), 748, 749
- starting page number, setting for index, 657, 662
- \StartShownPreambleCommands (tlc), 163
- \STATE (algorithmic), 168
- \stcfont (minitoc), 58
- \stcindent (minitoc), 58
- \stctitle (minitoc), 58
- stealing sheep, *see* letterspacing
- \stepcounter, 748, 849, 851, 852, 876
- stepnumber key
  - (fancyvrb), 160
  - (listings), 172
- stepping through documents, 945, *see also* troubleshooting
- stmaryrd package, 498, 524–537
- \stockdesign (layouts), 202
- \stockdiagram (layouts), 202
- \stop, 894, 914, 921
  - (nfssfont.tex), 369
- \stopcontents (titletoc), 65
- \StopEventually (doc), 816, 817, 822, 835
- \StopShownPreambleCommands (tlc), 163
- \StopWatchEnd (ifsym), 404
- \StopWatchStart (ifsym), 404
- straight key (titlesec), 44, 45
- \stretch, 856, 857, 858
- strict key value (jurabib), 728, 730, 731, 735
- strictdoublepage key value (jurabib), 729, 730
- \string, 591, 833, 933
  - (docstrip), 829
- STRINGS  $\LaTeX$  command, 805, 807
- strings, bibliographies
  - creating, 769, 770
  - defaults, 771
  - searching all entries for, 775, 777, 778
  - searching keys for, 775
- stringstyle key (listings), 170
- stripping comments from source file, *see* comments, stripping
- \StrokeFive (ifsym), 405
- \strut, 273, 506, 507
  - (sidecap), 325
- .sty file extension, 6, 8, 16
- style key/option (caption), 312, 313
- style files, *see also* configuration files
  - indexes
    - makeindex, 658–665
    - specifying, 658
    - xindy, 673–679
  - short-title citation system, 742, 743
- style files, bibliographies
  - citation scheme, selecting, 800, 801
  - creating, 798–804
  - description, 790
  - editing, 805–812
  - extensions supported, determining, 802, 803
  - fields, adding new, 810, 811
  - formatting, specifying, 803, 804
  - initializing the system, 799, 800
  - list of, 791–793
  - modifying, 805–812
  - multi-language support, adding, 811, 812
  - style language, 805–812
- style language, bibliographies
  - blanks, 805
  - built-in functions, 805, 807, 808
  - case changes, disabling, 809, 810
  - commands, 805, 807, 808
  - entry variables, 805
  - field variables, 805
  - fields, adding new, 810, 811
  - global variables, 805
  - multi-language support, adding, 811, 812
  - process flow, 806–809
  - sort order, 806
  - variables, types of, 805
- styles, author-date citation system, 710
- sub size function, 425
- sub-captions, 315, 316–319, 320, 321
- sub-figures, 316, 319, 321
- sub-formulas, mathematical typesetting, 503, 504
- sub-numbering float captions, 321, 322, 323
- sub-tables, 316, 318

- sub(*type*) counter (subfig), 318
- subarray env. (amsmath), 487, 488
- \subchapter (tlc), 44, 45
- subequations env. (amsmath), 484, 485
- subf size function, 426
- subfig package, xxvi, 309, 315–321
- subfigure counter (subfig), 318
- subfigure package, 315
- subfigures env. (subfloat), 321, 322
- \subfiguresbegin (subfloat), 321
- \subfiguresend (subfloat), 321
- \subfloat (subfig), 315, 316, 318, 319, 320
- subfloat package, xxvi, 321–323
- subfloatfigure counter (subfloat), 322
- subfloatfiguremax counter (subfloat), 322
- subfloatable counter (subfloat), 322
- subfloatablemax counter (subfloat), 322
- \subitem, 679, 680
- \subparagraph, 23, 24, 25
  - (minitoc), 57
  - subparagraph counter, 24, 851
- \subparagraph\*, 23
- subparens key value (subfig), 320
- \subref (subfig), 318, 319, 320
- \subref\* (subfig), 319
- subscripts, limiting positions, 491, 492
- \subsection, 22, 23, 24, 25, 26, 29, 47, 223
  - (minitoc), 57, 58
  - (titleref), textual reference to, 77
  - (titlesec), 37
- subsection counter, 24–26, 851, 853
- \subsection\*, 23
- subsectionbib option (bibunits), 752
- \subsectionmark, 230
  - (fancyhdr), 229
- subsections, referencing, 25, 26
- \Subset (amssymb), 533
- \subset, 533
  - subset  $\LaTeX$  style (aux2bib), 775
  - subset.bib file (makebib), 776
- \subseteq, 491, 533
- \subseteqq (amssymb), 533
- \subsetneq (amssymb), 533
- \subsetneqq (amssymb), 533
- \subsetplus (stmaryrd), 533
- \subsetpluseq (stmaryrd), 533
- subsimple key value (subfig), 320
- \substack (amsmath), 487, 488
- substring\$  $\LaTeX$  built-in function, 808, 812
- \subsubitem, 679
- \subsubsection, 23
  - (minitoc), 57, 58
  - (titlesec), 37
- subsubsection counter, 24, 851, 853
- \subsubsection\*, 23
- subtables env. (subfloat), 321, 322
- \subtablesbegin (subfloat), 321
- \subtablesend (subfloat), 321
- \succ, 532
- \succapprox (amssymb), 532
- \succcurlyeq (amssymb), 532
- \succeq, 531, 532
- \succnapprox (amssymb), 532
- \succneqq (amssymb), 532
- \succnsim (amssymb), 532
- \succsim (amssymb), 532
- \sum, 398, 496, 536
  - sub/superscript placement on, 491, 492
  - (relsize), using larger symbol, 85
- sumlimits option (amsmath), 491
- summary tables of contents, 55
- \Summit (ifsym), 405
- \Sun (ifsym), 405
- \SunCloud (ifsym), 405
- \sup, 500
- super key/option (jurabib), 726, 727–731, 734, 735
- super option
  - (cite), 696, 697, 756
  - problems using, 697
  - (natbib), 713, 714
- superscript option (cite), 696, 697
- superscript footnote marks, 113, 114
- superscriptedition key/option (jurabib), 735, 736, 743
- superscripts
  - above Relation symbols, 495
  - limiting positions, 491, 492
  - number-only citation systems, 696, 697
  - short-title citation system, 735, 736, 743
- supertabular env. (supertabular), 256, 257, 258–261, 263
- supertabular package, 256–259, 261
  - combined with caption, 257, 262
- supertabular\* env. (supertabular), 256, 258, 261
- \supminus (tlc), 501
- \suppressfloats, 287
- suppressing numbers, document headings, 22, 23, 24
- \Supset (amssymb), 533
- \supset, 533
- \supseteq, 533
- \supseteqq (amssymb), 533
- \supsetneq (amssymb), 533
- \supsetneqq (amssymb), 533
- \supsetplus (stmaryrd), 533
- \supsetpluseq (stmaryrd), 533
- \surd, 528
- SVG (Scalable Vector Graphics), 646, *see also* PDF;
  - PostScript
  - portable Web graphics, 644, 645
  - transforming  $\LaTeX$  documents to, 645
- svgview program, 646
- \swabfamily (yfonts), 394, 395

- swap\$  $\BbbTeX$  built-in function, 808
  - `\swapnumbers` (amsthm), 140
  - `\swarrow`, 534
  - swedish option (babel), 543, 559
  - switch key value (jurabib), 736, 743
  - switch option (lineno), 181
  - switch\* option (lineno), 181
  - `\sym` (euro), 98
  - `\symbol`, 345, 408, 654
    - warning using, 925, 945
  - symbol option (footmisc), 116, 117, 726
  - symbol classes, 524–526, 528, 529
  - symbol\* option (footmisc), 116, 121
  - symbols, *see* math symbols; special characters; text symbols
  - symmetrical page layout, 208, 209
  - syntax diagrams, creating, 834
  - syntax, error messages, 890
  - sz syntax (yfonts), 395
- T**
- `\t`, 362, 459
    - problem with textcomp, 364
    - (textcomp), 363
  - t syntax
    - (array), 249
    - (delarray), 489
    - (hhline), 266, 267
  - T1 font encoding, 337, 345, 353–357, 366, 416, 417, 420, 421, 430, 442, 449, 450–452, 902
    - comparison with OT1, 346
    - extensions, 566, 567
    - hyphenation in, 427, 902
    - list of LICR objects, 455–463
    - problem with EC fonts, 355
    - shape of  $\mathbb{I}$ , 355
    - (avant), 372
    - (babel), 552, 557, 566, 567, 590
    - (bookman), 372
    - (ccfonts), 383, 384
    - (chancery), 372
    - (charter), 372
    - (cmbright), 385, 386
    - (courier), 372
    - (fontenc), 361
    - (fourier), 391, 392
    - (helvet), 372
    - (luximono), 387, 388
    - (newcent), 372
    - (nfssfont.tex), 369
    - (palatino), 372
    - (pxfonts), 391
    - (textcomp), 362, 365
    - (times), 372
    - (txfonts), 388, 389
  - T1 font encoding (*cont.*)
    - (url), 95
    - (utopia), 372
  - T1 option (fontenc), 361, 365, 386, 387, 417, 438, 567, 902
  - `\T1/cmr/m/it/10`, 900
  - `\T1/cmr/m/n/10`, 936
  - t1enc.def file, 450–452
  - t1put.fd file, 420
  - T2A font encoding, 355, 366, 416, 417, 569, 571, 572, 906
    - (babel), 571
    - (fontenc), 361
  - T2A option (fontenc), 361, 417, 570
  - T2B font encoding, 355, 416, 569, 573, 906
  - T2C font encoding, 355, 416, 569, 573
  - T3 font encoding, 416
    - (tipa), 405, 406
  - T4 font encoding, 416
  - T5 font encoding, 416
  - T7 font encoding, 416, 574
  - `\TAB'` (Tabbing), 242
  - `\TAB=` (Tabbing), 242
  - `\TAB>` (Tabbing), 242
  - Tabbing env. (Tabbing), 242
  - Tabbing package, 242
  - tabbing env., 240, 241, 242, 445
    - error using, 895, 908, 910, 912
  - `\tabbingsep` rigid length, 241
  - `\tabcolsep` rigid length, 243, 247, 248, 250, 280, 282
  - thead option (endfloat), 290
  - `\table` (nfssfont.tex), 369
  - table counter, 851
    - (longtable), 259
  - table env., 109, 262, 291, 306, 308
    - cross-reference to, 66, 67
    - error using, 899, 902, 907
    - floats to end of document, 289
    - labels in, 67
    - style parameters, 284–286
    - warning using, 925
    - (float), 294, 295
    - (multicol), not supported, 189
    - (rotfloat), 298
    - (subfig), 318, 320
  - table option (euro), 97
  - table lists
    - in tables of contents, 48
    - options, 290
    - placing at end of document, 289–291
  - table\* env. (multicol), 189
  - `\tablecaption` (supertabular), 257, 258
  - `\tablefirsthead` (supertabular), 256, 257, 258
  - `\tablehead` (supertabular), 256, 257, 258
  - `\tablelasttail` (supertabular), 257, 258
  - `\tablename` (babel), 547
  - tablenotes env. (threeparttable), 278, 279

- `\tableofcontents`, 22, [46](#), [47](#), 52, 54, [55](#), 166, 222
  - (minitoc), 56
  - (shorttoc), 55
  - (titletoc), 60
- `\tableplace` (endfloat), [290](#)
- tables
  - accents, [241](#), [242](#)
  - across page boundaries, 255, 256, [257](#), [258](#), 259, [260](#), 261, 262, [263](#), [264](#)
  - alignment, horizontal, 261
  - alignment, vertical, 246, [273](#), [274](#)
  - balancing white space, [279](#), [280](#)
  - coloring, [264](#), [265](#)
  - column specifiers, defining, 248, 249
  - columns
    - global changes, 245, 248, [249](#)
    - laying out, 240–243
    - modifying style, 248, [249](#)
    - narrow, 246, 247
    - one-off, 248, [249](#)
    - spacing, [247](#), [248](#)
    - width, calculating automatically, [251–254](#), 255, [282](#)
    - width, calculating explicitly, 249, [250](#), 251
  - decimal data, aligning, [272](#), 274, [275](#), [276](#)
  - floats, 315–321
  - fonts, specifying, [244](#), 245
  - footnotes, 263, [277](#), [278](#), [279](#)
  - hyphenation, [246](#)
  - inside tables, [280](#), [281](#)
  - line breaks, [247](#)
  - multipage
    - and floats, [262–264](#)
    - captions, 257, [262](#)
    - creating with longtable, 259, [260](#), 261, [262–264](#)
    - creating with supertabular, 256, [257](#), [258](#), 259
    - footnotes, 263
    - headers and footers, 256, 257, 261
    - horizontal alignment, 261
    - page breaks, 257
    - problems with, [263](#), [264](#)
    - reducing run numbers, 263
    - row commands, 261
    - spacing around, 261
    - width, 258, 259, [260](#), 261, 262, [263](#), 264
  - paragraph options, [245](#), [246](#)
  - preamble commands/options, 243–248, 254
  - rows
    - laying out, 242, 243
    - spacing, 244, [245](#), [269](#), 271
    - spanning, [272](#), [273](#), [274](#), [282](#)
  - rules (graphic lines)
    - colored, [265](#)
    - combining horizontal and vertical, 266, [267](#)
    - dashed, 267, [268](#)
- tables (*cont.*)
  - double, 269
  - formal, 269, [270](#), 271, [272](#)
  - variable width, [266](#)
  - vertical, [266](#), [267](#), 269
  - standard environments, 240–243
  - style parameters, 243
  - `\verb` support, 255
  - visual appearance, 243
  - width
    - balancing white space, [279](#), [280](#)
    - calculating automatically, [251–254](#), 255, [282](#)
    - calculating explicitly, 249, [250](#), 251
    - multipage, 258, 259, [260](#), 261, 262, [263](#), 264
    - stretching, 246
- tables of contents, *see also* minitoc package; titlesec package
  - adding bibliography to, 48
  - adding index to, 48, 681
  - adding lists of figures/tables to, 48
  - at part or section level, 57, [58](#)
  - combining, 52, [53](#), [54](#)
  - description, 45
  - entering information into, 46, [47](#), 48, 49
  - formatting, 59–64
  - generating, 46
  - indentation, 51, 59
  - leaders, 59
  - multiple, 54, [55](#), 56–58
  - nesting levels, 50
  - number width, 51
  - numberless, 59
  - optional code execution, 59, 60
  - paragraph format, 62, [63](#), [64](#)
  - partial, 64, [65](#), 66
  - spacing, 48
  - summary, 55
  - text alignment, 60, [61](#), 62
  - typesetting, 49, [50](#), 51, 52
  - unusual number formats, 52
- `\tablesection` (endfloat), 290
  - `tablesfirst` option (endfloat), 290
- `\tabletail` (supertabular), [257](#), [258](#)
- `\tablinesep` rigid length (tabs), [269](#)
- `tablist` option (endfloat), 290
- tabls package, 269
  - incompatible with array, 269
- tabs, displaying, 160, [161](#)
- `tabsize` key (`fancyvrb`), 160, [161](#)
- tabular env., 103, 104, 106, [240](#), [242](#), 243–251, 264–282, 863, 929
  - error using, [893](#), 898, 901, 904–906
  - footnotes in, 277
  - style parameters, 243

- tabular env. (*cont.*)
  - (array), [244–249](#), [266](#), [274](#), [280](#), [281](#)
    - with color, [264](#)
  - (arydshln), [268](#)
  - (booktabs), [270](#), [272](#)
  - (colortbl), [265](#)
  - (dcolumn), [275](#), [276](#)
  - (hhline), [267](#)
  - (multirow), [273](#), [274](#)
  - (sidecap), [325](#)
  - (tabs), [269](#)
  - (threeparttable), [278](#)
- tabular key value (jurabib), [739](#)
- tabular\* env., [242](#), [255](#), [273](#), [279](#)
  - (array), [246](#), [250](#), [280](#)
- tabularc env. (tlc), [250](#)
- \tabularnewline, [104](#), [246](#), [247](#), [249](#), [250](#), [252](#), [261](#)
- tabularx env. (tabularx), [251](#), [252](#), [253](#), [255](#), [277](#), [279](#), [282](#)
- tabularx package, [250](#), [251–253](#)
- \tabularxcolumn (tabularx), [252](#)
- tabulary env. (tabulary), [253](#), [254](#), [255](#)
- tabulary package, [251](#), [253–255](#)
- tabwindow env. (picinpar), [108](#)
- \tag (amsmath), [472](#), [482](#)
  - error using, [906](#), [910](#)
- \tag\* (amsmath), [482](#)
- \tagcurve (curves), [612](#)
- tags (equation), [469](#)
  - definition, [468](#)
  - numbering equations, [482](#)
  - placement, [483](#), [484](#)
- \tala (babel), [562](#), [563](#)
- \talloblong (stmaryrd), [530](#)
- \tan, [500](#)
- \tanh, [500](#)
- .tar file extension, [954](#)
- \Taschenuhr (ifsym), [404](#)
- \tau, [527](#)
- \tbinom (amsmath), [493](#)
- tbtags option (amsmath), [473](#), [474](#)
- tcidvi option (graphics), [615](#)
- TDS conforming installation, ensuring, [830–833](#)
- technical indexes, [667](#)
- techreport BibTeX entry type, [763](#)
- \Telephone (ifsym), [405](#)
- \Tent (ifsym), [405](#)
- terminal trace display, [943](#)
- \tertio (babel), [563](#)
- testpage.tex file, [197](#)
- .tex file extension, [6](#), [8](#)
- TeX and L<sup>A</sup>T<sub>E</sub>X, summary list files, [8](#)
- TeX capacity exceeded errors, [915–919](#)
- TeX files, obtaining
  - CD-ROM, [948](#), [949](#)
  - ftp, [948](#), [952–954](#)
  - T<sub>E</sub>X files, obtaining (*cont.*)
    - web access, [950](#)
  - T<sub>E</sub>X font metric files, [7](#)
  - T<sub>E</sub>X, encoding, [353](#)
  - tex.bib file (tlc), [690](#), [691](#), [777](#)
  - tex.define function (bibtool), [783](#)
  - tex\_def.rsc file (bibtool), [783](#)
  - texdoc program, [954](#), [955](#)
  - texdoctk program, [954](#), [955](#)
  - texindy program, [668–672](#), [673](#)
  - texmf.cnf file, [915](#)
  - texpicture package, [639](#), [640](#)
  - text, *see also* fonts
    - alignment, tables of contents, [60](#), [61](#), [62](#)
    - case, changing, [85](#), [86](#), [87](#)
    - emphasizing, *see* italic; underlining
    - mathematical typesetting, [499–501](#)
    - style, document headings, [28](#), [30](#), [31](#), [37](#)
    - typed, *see* typed text
    - wrapping around images, [108](#), [109](#)
  - \text
    - (amsmath), [467](#), [472](#), [476–478](#), [484](#), [486](#), [499](#), [508](#)
    - (amstext), [351](#), [529](#)
    - (nfssfont.tex), [369](#)
  - text area, [207](#)
  - text fragments, typesetting, [467](#)
  - text input levels errors, [919](#)
  - text input, encoding, [445–447](#)
  - text length, *see* space parameters
  - text markers, floats, [290](#), [291](#)
  - text symbols, *see also* math symbols; special characters
    - € (euro symbol), [407–412](#)
    - backward compatibility, [463](#), [464](#)
    - clocks, [403](#), [404](#), [405](#)
    - clouds, [403](#), [404](#), [405](#)
    - encoding
      - Pi fonts, [378](#), [379–381](#)
      - PostScript, [388](#), [389](#), [390](#)
      - TS1, [362](#), [363–368](#)
    - hands, [400](#), [401](#)
    - IPA, [406](#), [407](#)
    - L<sup>A</sup>T<sub>E</sub>X 2.09, [464](#)
    - MarVoSym font, [401](#), [403](#)
    - mountains, [403](#), [404](#), [405](#)
    - setting up, [433–437](#)
    - TIPA, [405–407](#)
    - Waldi's font, [401](#)
    - Zapf Dingbats, [378–380](#)
      - an alternative, [403](#), [404](#)
  - text.length\$ BibTeX built-in function, [808](#)
  - text.prefix\$ BibTeX built-in function, [808](#)
  - \textacutedbl (textcomp), [364](#), [459](#)
  - \textascendercompwordmark (textcomp), [365](#), [459](#)
  - \textasciicute (textcomp), [364](#), [459](#)
  - \textasciibreve (textcomp), [364](#), [459](#)

- `\textasciicaron` (textcomp), 364, 459
- `\textasciicircum`, 459
- `\textasciidieresis` (textcomp), 364, 459
- `\textasciigrave` (textcomp), 154, 364, 459
- `\textasciimacron` (textcomp), 364, 459
- `\textasciitilde`, 459
- `\textasteriskcentered`, 128
  - (textcomp), 363, 459
- `\textbackslash`, 339, 459, 654
- `\textbaht` (textcomp), 363, 459
- `\textbar`, 459
- `\textbardbl` (textcomp), 363, 459
- `\textbf`, 340, 344, 346, 407, 408, 438, 874
  - used in math, 351
  - (cmbright), 408
  - (lucidabr), 410
  - (soul), 89
  - (ulem), replaced by `\uwave`, 87
  - (yfonts), 394
- `\textbigcircle` (textcomp), 364, 459
- `\textblack` (fourier), 393
- `\textblank` (textcomp), 364, 459
- `\textborn` (textcomp), 364, 366, 367, 384, 389, 390, 459
- `\textbraceleft`, 459
- `\textbraceright`, 459
- `\textbrokenbar` (textcomp), 363, 459
- `\textbullet`, 63, 128, 136, 364, 365
  - (textcomp), 363, 364, 365, 459
- `\textcapitalcompwordmark` (textcomp), 365, 459
  - textcase package, 85–87
- `\textcelsius` (textcomp), 363, 459
- `\textcent`, 446
  - (textcomp), 363, 459
- `\textcentoldstyle` (textcomp), 363, 459
- `\textcircled`, 362, 453
  - problem with textcomp, 364
  - (textcomp), 363, 459
- `\textcircledP` (textcomp), 363, 459
- `\textcolonmonetary` (textcomp), 363, 460
- `\textcolor` (color), 157, 264, 599, 695, 696
  - textcomp package, 89, 362–368, 388, 453–455
  - error using, 889, 895, 910
  - unusable with ae, 356
  - textcomp.cfg file (textcomp), 367
- `\textcompsubstdefault` (textcomp), 366, 367, 910
- `\textcompwordmark`, 365, 460
  - (textcomp), 365
- `\textcopyleft` (textcomp), 363, 367, 460
- `\textcopyright` (textcomp), 363, 460
- `\textcurrency` (textcomp), 362, 363, 460
- `\textcyrillic` (babel), 568
- `\textdagger` (textcomp), 363, 364, 460
- `\textdaggerdbl` (textcomp), 363, 460
- `\textdblhyphen` (textcomp), 364, 460
- `\textdblhyphenchar` (textcomp), 364, 460
- `\textdegree` (textcomp), 363, 460
- `\textdied` (textcomp), 364, 384, 389, 390, 460
- `\textdiscount` (textcomp), 363, 460
- `\textdiv` (textcomp), 363, 460
- `\textdivorced` (textcomp), 364, 460
- `\textdollar`, 366, 454, 460
  - (pxfonts), problems with, 390
  - (textcomp), 363
  - (txfonts), problems with, 389
- `\textdollaroldstyle` (textcomp), 363, 366, 384, 389, 390, 460
- `\textdong` (textcomp), 363, 460
- `\textdownarrow` (textcomp), 363, 460
- `\teightoldstyle` (textcomp), 363, 460
- `\textellipsis`, 81, 460
- `\textemdash`, 460
- `\textendash`, 128, 443, 460
- `\textepsilon` (tipa), 406
- `\textestimated` (textcomp), 363, 460
- `\texteuro`, 408, 453
  - faked, 922
  - (luximono), 387
  - (textcomp), 97, 362, 363, 368, 384, 389, 390, 407, 408, 460
- `\textexclamdown`, 443, 460
- `\textfiveoldstyle` (textcomp), 363, 460
- `\textfloatsep` length, 285, 286
- `\textflorin` (textcomp), 363, 460
  - textfont key/option
  - (caption), 310, 311, 313, 324
  - (subfig), 316
- `\textfouroldstyle` (textcomp), 363, 460
- `\textfraction`, 284, 287
- `\textfractionsolidus` (textcomp), 364, 460
- `\textfrak` (yfonts), 90, 394
- `\textgoth` (yfonts), 394
- `\textgravedbl` (textcomp), 364, 460
- `\textgreater`, 460
- `\textgreek` (babel), 568
- `\textguarani` (textcomp), 363, 460
- `\textheight` rigid length, 16, 194–196, 197, 198, 208, 234, 287, 326, 373, 872, 888, 930
  - (fancybox), 597
  - (geometry), 207
  - (lscap), 212
  - (supertabular), 256
  - textheight key/option (geometry), 207, 211
- `\textifsym` (ifsym), 405
- `\textifsymbol` (ifsym), 405
- `\textinit` (yfonts), 396
- `\textinterrobang` (textcomp), 364, 460
- `\textinterrobangdown` (textcomp), 364, 460
- `\textipa` (tipa), 406
- `\textit`, 340, 344, 346, 407
  - used in math, 351

- `\textit` (*cont.*)
  - (`lucidabr`), [410](#)
  - (`yfonts`), [394](#)
- `\textlangle` (`textcomp`), [363](#), [460](#)
- `\textlarger` (`relsize`), [84](#)
- `\textlatin` (`babel`), [568](#)
- `\textlbrackdbl` (`textcomp`), [363](#), [460](#)
- `\textleaf` (`textcomp`), [364](#), [460](#)
- `\textleftarrow` (`textcomp`), [363](#), [460](#)
- `\textless`, [460](#)
- `\textlira` (`textcomp`), [97](#), [363](#), [460](#)
- `\textlnot` (`textcomp`), [363](#), [461](#)
- `\textlquill` (`textcomp`), [363](#), [461](#)
- `\textmarried` (`textcomp`), [364](#), [384](#), [389](#), [390](#), [461](#)
- `\textmd`, [340](#), [344](#), [346](#)
- `\textmho` (`textcomp`), [363](#), [461](#)
- `\textminus` (`textcomp`), [363](#), [461](#)
- `\textmu` (`textcomp`), [363](#), [461](#)
- `\textmusicalnote` (`textcomp`), [364](#), [461](#)
- `\textnaira` (`textcomp`), [363](#), [461](#)
- `\textnineoldstyle` (`textcomp`), [363](#), [461](#)
- `\textnormal`, [166](#), [167](#), [339](#), [344](#)
- `\textnumero` (`textcomp`), [364](#), [367](#), [461](#)
- `\textogonekcentered`, [461](#)
- `\textohm` (`textcomp`), [363](#), [367](#), [368](#), [461](#)
- `\textol` (`babel`), [568](#)
- `\textonehalf`, [446](#)
  - (`textcomp`), [363](#), [461](#)
- `\textoneoldstyle` (`textcomp`), [363](#), [461](#)
- `\textonequarter` (`textcomp`), [363](#), [461](#)
- `\textonesuperior` (`textcomp`), [363](#), [461](#)
- `\textopenbullet` (`textcomp`), [363](#), [461](#)
- `\textordfeminine` (`textcomp`), [363](#), [461](#)
- `\textordmasculine` (`textcomp`), [363](#), [461](#)
- `\textormath` (`babel`), [446](#), [590](#), [591](#)
- `\textparagraph` (`textcomp`), [363](#), [364](#), [461](#)
- `\textperiodcentered`, [99](#), [128](#), [183](#)
  - (`textcomp`), [363](#), [461](#)
- `\textpertenthousand`
  - problems in T1, [417](#)
  - (`textcomp`), [363](#), [461](#)
- `\textperthousand`
  - problems in T1, [417](#)
  - (`textcomp`), [363](#), [461](#)
- `\textpeso` (`textcomp`), [363](#), [461](#)
- `\textpilcrow` (`textcomp`), [363](#), [367](#), [461](#)
- `\textpm` (`textcomp`), [363](#), [461](#)
- `\textprimstress` (`tipa`), [406](#)
- `\textquestiondown`, [461](#)
- `\textquotedbl`, [461](#)
- `\textquotedblleft`, [461](#)
- `\textquotedblright`, [461](#)
- `\textquoteleft`, [461](#)
- `\textquoteright`, [461](#)
- `\textquotesingle` (`textcomp`), [154](#), [364](#), [461](#)
- `\textquotestraightbase` (`textcomp`), [364](#), [461](#)
- `\textquotestraightdblbase` (`textcomp`), [364](#), [461](#)
- `\texttriangle` (`textcomp`), [363](#), [461](#)
- `\texttrbrackdbl` (`textcomp`), [363](#), [461](#)
- `\textrecipe` (`textcomp`), [364](#), [461](#)
- `\textreferencemark` (`textcomp`), [363](#), [461](#)
- `\textregistered`, [453](#)
  - (`textcomp`), [363](#), [461](#)
- `\textrightarrow` (`textcomp`), [363](#), [462](#)
- `\textrm`, [339](#), [344](#), [346](#), [351](#)
  - used in math, [351](#)
- `\textroundcap` (`tipa`), [406](#)
- `\textrquill` (`textcomp`), [363](#), [462](#)
- `\textsb` (`fourier`), [393](#)
- `\textsc`, [340](#), [341](#), [344](#), [346](#), [858](#)
  - used in math, [351](#)
  - (`fourier`), [393](#)
  - (`relsize`), [84](#)
- `\textscale` (`relsize`), [84](#)
- `\textschwa` (`tipa`), [406](#)
- `\textsection` (`textcomp`), [363](#), [462](#)
- `\textservicemark` (`textcomp`), [363](#), [462](#)
- `\textsevenoldstyle` (`textcomp`), [363](#), [462](#)
- `\textsf`, [339](#), [344](#), [346](#), [370](#), [407](#), [418](#), [850](#)
  - used in math, [351](#)
- `\textsfbf` (`tlc`), [89](#)
- `\textsixoldstyle` (`textcomp`), [363](#), [462](#)
- `\textsl`, [340](#), [344](#), [346](#), [408](#)
  - used in math, [351](#)
  - (`cmbright`), [408](#)
- `\textsmaller` (`relsize`), [84](#)
- `\textsterling`, [98](#), [454](#), [462](#)
  - (`pxfonts`), problems with, [390](#)
  - (`textcomp`), [363](#)
  - (`txfonts`), problems with, [389](#)
- `\textstyle`, [432](#), [494](#), [502](#)
  - (`relsize`), [84](#)
- `\textsuperscript`, [113](#), [126](#), [693](#), [861](#), [873](#)
- `\textsurd` (`textcomp`), [363](#), [462](#)
- `\textswab` (`yfonts`), [394](#)
- `\TextSymbolUnavailable`, [446](#)
- `\textthreeoldstyle` (`textcomp`), [363](#), [462](#)
- `\textthreequarters` (`textcomp`), [363](#), [462](#)
- `\textthreequartersemdash` (`textcomp`), [364](#), [462](#)
- `\textthreesuperior` (`textcomp`), [363](#), [462](#)
- `\texttildelow` (`textcomp`), [364](#), [462](#)
- `\texttimes` (`textcomp`), [363](#), [462](#)
- `\texttrademark` (`textcomp`), [363](#), [462](#)
- `\texttt`, [339](#), [344](#), [346](#), [387](#), [407](#), [874](#)
  - used in math, [351](#)
  - (`cmbright`), [408](#)
- `\texttwelveudash` (`textcomp`), [364](#), [462](#)
- `\texttwooldstyle` (`textcomp`), [363](#), [462](#)
- `\texttwosuperior` (`textcomp`), [363](#), [462](#)
- `\textunderscore`, [462](#)



- `\textup`, [142](#), [143](#), [340](#), [344](#), [346](#)
- `\textuparrow` (textcomp), [363](#), [462](#)
- `\textupsilon` (tipa), [406](#)
- Textures program, [614](#), [615](#)
- textures option
  - (changebar), [189](#)
  - (graphics), [614](#), [615](#)
- `\textvisiblespace`, [96](#), [462](#)
- `\textwidth` rigid length, [181](#), [194](#), [196](#), [197](#), [199](#), [226](#), [871](#), [872](#), [888](#)
  - (fancybox), [597](#)
  - (fancyhdr), [224](#)
  - (longtable), [261](#)
  - (lscap), [212](#)
- textwidth key/option (geometry), [207](#), [211](#)
- `\textwon` (textcomp), [363](#), [462](#)
- `\textyen` (textcomp), [363](#), [462](#)
- `\textzeroldstyle` (textcomp), [363](#), [462](#)
- .tfm file extension, [7](#), [8](#), [327](#), [340](#), [343](#), [413](#), [428](#), [429](#), [900](#)
- `\tfrac` (amsmath), [493](#), [494](#)
- `\tg` (babel), [564](#)
- `\TH`, [457](#)
- `\th`, [462](#)
  - (babel), [564](#)
- `\the`, [131](#), [387](#), [855](#), [856](#), [935](#)
  - error using, [902](#)
- `\the`(*ctr*), [853](#)
- thebibliography env., [22](#), [222](#), [686](#), [687](#), [689](#), [691](#), [692](#), [699](#), [745](#), [809](#)
  - listed in TOC, [47](#)
  - warning using, [921](#)
  - (bibunits), [752](#)
  - (chapterbib), [747](#)
  - (natbib), [707](#), [709](#)
- `\thebtauxfile` (bibtopic), [754](#)
- `\thechapter`, [25](#), [219](#), [854](#)
  - (chappg), [216](#)
  - (chapterbib), [748](#), [749](#)
- `\theCodelineNo` (doc), [824](#)
- `\thecontentslabel` (titletoc), [59](#), [60](#), [61](#), [64](#)
- `\thecontentspage` (titletoc), [59](#), [60](#), [63](#), [64](#)
- `\theendnote` (endnotes), [126](#)
- `\theendnotes` (endnotes), [125](#), [126](#), [728](#)
- `\theenmark` (endnotes), [126](#)
- `\theenumi`, [129](#), [130](#), [854](#)
- `\theenumii`, [129](#), [130](#), [854](#)
- `\theenumiii`, [130](#), [854](#)
- `\theenumiv`, [130](#), [854](#)
- `\theequation`, [14](#), [71](#), [482](#), [854](#)
  - (amsmath), [485](#)
- `\theFancyVerbLine` (fancyvrb), [160](#)
- `\thefigure`, [47](#)
  - (subfloat), [322](#)
- `\thefootnote`, [110](#), [277](#)
- theglossary env., [653](#)
- theindex env., [22](#), [222](#), [649](#), [679](#), [680](#)
  - listed in TOC, [48](#)
- `\thelstlisting` (listings), [174](#)
- `\themainfigure` (subfloat), [322](#)
- `\themaintable` (subfloat), [322](#)
- `\themnote` (tlc), [121](#)
- `\thempfootnote`, [110](#), [277](#)
- theorem package, [140](#)
- theorem-like structures, [138-144](#), [467](#), *see also* headed lists
- `\theoremstyle` (amsthm), [140](#), [142](#), [143](#)
- `\thepage`, [215](#), [216](#), [217](#), [223](#), [228](#), [231-233](#), [876](#)
  - (chappg), [216](#)
- `\theparentequation` (amsmath), [485](#)
- `\thepart`, [853](#)
- `\thepostfig` (endfloat), [290](#)
- `\theposttbl` (endfloat), [290](#)
- `\therefore` (amssymb), [535](#)
- `\Thermo` (ifsym), [404](#), [405](#)
- `\thesection`, [25](#), [26](#), [217](#), [219](#), [853](#)
  - thesis document class, [20](#)
- `\thesub`(*type*) (subfig), [318](#)
- `\thesubfloatfigure` (subfloat), [322](#)
- `\thesubfloatable` (subfloat), [322](#)
- `\thesubsection`, [25](#), [26](#), [853](#)
- `\thesubsubsection`, [853](#)
- `\thesubtable` (subfig), [318](#), [319](#)
- `\Theta`, [496](#), [527](#)
- `\theta`, [475](#), [527](#)
- `\thetable` (subfig), [319](#)
- `\thetitle` (titlesec), [37](#)
- `\theTitleReference` (titleref), [77](#)
- `\thepagerefnum` (varioref), [74](#), [75](#)
- `\thickapprox` (amssymb), [532](#)
- `\Thicklines`
  - (eepicemu), [611](#)
  - (eepic), [609](#), [610](#)
- `\thicklines`, [596](#), [607](#), [611](#)
  - (eepic), [609](#), [610](#)
  - (epic), [602-604](#)
  - (pspicture), [640](#), [641](#)
- `\thickmuskip` length, [507](#), [525](#), [526](#)
- `\thicksim` (amssymb), [532](#)
- `\thickspace` (amsmath), [507](#), [508](#)
- `\thinlines`, [596](#)
  - (epic), [602](#), [604](#)
  - (pspicture), [640](#), [641](#)
- `\thinmuskip` length, [507](#), [525](#), [526](#)
- `\thinspace`, [507](#), [508](#)
- `\thisfancypage` (fancybox), [599](#)
- `\thisfancyput` (fancybox), [599](#)
- `\thisfancyput*` (fancybox), [599](#)
- `\thispagestyle`, [33](#), [222](#), [230](#), [679](#), [680](#)
  - (fancyhdr), [230](#)
  - (nextpage), [236](#)

- thm env. (tlc), [139](#), [140](#)
- \thmname (amsthm), [142](#), [143](#)
- \thmnote (amsthm), [142](#), [143](#)
- \thmnumber (amsthm), [142](#), [143](#)
- threeparttable env. (threeparttable), [278](#), [279](#)
- threeparttable package, xxvii, [278](#), [279](#)
- .tif file extension, [8](#), [626](#)
- tight option
  - (minitoc), [56](#)
  - (shorttoc), [55](#)
- \tilde, [529](#)
- tilde (~)
  - multilingual aspects, [554](#)
  - nonbreaking space, [550](#)
- \time, [871](#), [873](#)
- \times, [392](#), [490](#), [496](#), [530](#)
  - dots with, [496](#)
- times option (quotchap), [35](#)
- times package, [370](#), [371](#)
- Times Roman font
  - alternative support, [388](#), [389](#), [390](#), [516](#)
  - description, [375](#)
  - in math and text, [376](#), [377](#), [389](#), [390](#), [516](#), [517](#)
- \tiny, [172](#), [342](#), [343](#)
  - tiny option (titlesec), [37](#)
- tipa package, xxvii, [405–407](#), [416](#)
- tipaman file (tipa), [407](#)
- \title, [907](#)
- title  $\LaTeX$  field, [690](#), [732](#), [743](#), [763](#), [765](#), [768](#), [772](#), [779](#)
  - (jurabib), [717](#), [718](#), [719](#), [722](#)
- title width, measuring in document headings, [41](#)
- titleaddon  $\LaTeX$  field (jurabib), [743](#)
- \titleclass (titlesec), [44](#), [45](#)
- \titlecontents (titletoc), [59](#), [60](#), [61](#), [62](#), [63](#), [64](#)
- \titlecontents\* (titletoc), [62](#), [63–65](#)
- \titleformat (titlesec), [38](#), [40–45](#), [65](#), [91](#), [92](#)
  - titleformat key/option (jurabib), [716](#), [720](#), [721](#), [734](#), [735](#), [741](#)
- \titleformat\* (titlesec), [37](#)
- \titlelabel (titlesec), [37](#)
- \titleline (titlesec), [42](#)
- \titleline\* (titlesec), [42](#)
  - titlepage env., [858](#)
- \titleref (titleref), [76](#), [77](#)
- titleref package, [76](#), [77](#)
- \titlerule
  - (titlesec), [41](#), [42](#)
  - (titletoc), [59](#), [61](#)
- \titlerule\*
  - (titlesec), [41](#), [42](#)
  - (titletoc), [61](#)
- titles, bibliographies
  - format, [719](#), [720](#)
  - information field, [743](#)
  - mapping short to full, [721](#), [722](#), [723](#)
- titles, bibliography database, [768](#)
- titlesec package, xxvii, [36–45](#), [65](#), [224](#), *see also* document headings; titletoc package
- \titlespacing (titlesec), [38](#), [39](#), [40](#), [41](#), [42](#), [43](#), [44](#), [45](#)
- \titlespacing\* (titlesec), [40](#), [65](#), [91](#), [92](#)
- titletoc package, xxvii, [56](#), [58–66](#), *see also* minitoc package; titlesec package
- \titlewidth rigid length (titlesec), [41](#), [42](#)
- Tk program, [955](#)
- tlc package, [983](#)
- TM Math font, [517](#)
- tmargin key/option (geometry), [206](#), [208](#)
- \tnote (threeparttable), [278](#)
- \to, [491](#), [492](#), [501](#), [534](#)
  - TOC, *see* tables of contents
- .toc file extension, [7](#), [8](#), [23](#), [32](#), [33](#), [46](#), [47](#), [49](#), [54](#), [445](#)
  - (chapterbib), [749](#)
  - (titletoc), [58](#), [60](#)
- tocbibind package, [48](#), [681](#)
- tocdepth counter, [27](#), [49](#), [50](#), [52](#), [55](#), [61](#), [63](#), [64](#), [65](#)
- \tocdesign (layouts), [202](#)
- \tocdiagram (layouts), [202](#)
- \today, [85](#), [837](#), [838](#)
  - (babel), [550](#), [558](#), [559](#), [585](#), [587](#)
  - (rcsinfo), [839](#)
  - today option (rcsinfo), [839](#)
- \todayRoman (babel), [558](#)
- \toEng (tlc), [873](#)
- \tolerance, [102](#), [103](#), [187](#), [941–943](#)
  - (multicol), [186](#)
- \tone (tipa), [406](#), [407](#)
  - tone option (tipa), [406](#), [407](#)
- \top, [524](#), [528](#)
  - top key (titlesec), [44](#), [45](#)
  - top key value
    - (caption), [312](#), [318](#)
    - (subfig), [318](#)
  - top key/option (geometry), [208](#), [209](#)
  - top\$  $\LaTeX$  built-in function, [808](#)
  - topadjust key/option (subfig), [317](#), [318](#)
- \topcaption (supertabular), [257](#)
- \topfigrule, [285](#)
- \topfraction, [284](#), [285](#), [286](#)
- \topleftxmark (extramarks), [221](#)
- topline key value (fancyvrb), [158](#)
- \topmargin rigid length, [194](#), [196](#), [198](#), [872](#), [934](#), [935](#)
- \topmark, [218](#), [221](#)
  - topnumber counter, [284](#)
- \toprightxmark (extramarks), [221](#)
- \toprule (booktabs), [270](#), [272](#)
- \topsep length, [141](#), [145](#), [934](#), [935](#)
- \topskip length, [197](#), [198](#), [936](#), [938](#)
  - (geometry), [207](#)
- total key/option (geometry), [211](#)

- `\totalheight`, 861, 862, 866
  - (graphics), 630
- `totalheight` key (graphicx), 619, 623, 898
- `totalnumber` counter, 284
- `totalpages` `BBTeX` field (jurabib), 743
- trace package, 945, 946, 976
- `tracefnt` package, 368, 369
- `\traceoff` (trace), 946
- `traceoff` option (changebar), 191
- `\traceon` (trace), 946
- `traceon` option (changebar), 191
- `tracestacks` option (changebar), 191
- tracing font selection, 368
- tracing problems, *see* troubleshooting
- tracing, paragraph break algorithm, 940–943
- `\tracingall`, 940, 943, 944, 945, 946
- `\tracingassigns` (trace), available with `eTeX`, 946
- `\tracingcommands`, 945
- `\tracinggroups`, available with `eTeX`, 906, 918
  - (trace), 946
- `\tracingifs`, 921
- `\tracinglostchars`, 945
- `\tracingmacros`, 945
- `tracingmulticol` counter (multicol), 186, 188
- `\tracingonline`, 907, 918, 924, 938, 940, 943
- `\tracingoutput`, 943
- `\tracingpages`, 938
  - output produced from, 938
- `\tracingparagraphs`, 940
  - output produced from, 941, 942
- `\tracingrestores`, 944
- `\tracingstats`, 916
  - output produced from, 916
- `\tracingtabularx` (tabularx), 252, 253
- trailing blanks, indexes, 650, 655, 666, 669
- transcript files
  - extension, 7
  - index generation, 658, 668
  - writing to, 943
- translated works, bibliographies, 742, 743
- translating documents, *see* multilingual documents
- translating language-dependent strings, 586
- translations, language options, 550, 551
- translator `BBTeX` field (jurabib), 743
- tree structures, 612
- `\triangle`, 528
- `\triangledown` (amssymb), 528
- `\triangleleft`, 530
- `\trianglelefteq` (amssymb), 533
- `\trianglelefteqslant` (stmaryrd), 533
- `\triangleleq` (amssymb), 532
- `\triangleright`, 161, 530
- `\trianglerighteq` (amssymb), 533
- `\trianglerighteqslant` (stmaryrd), 533
- `\TriangleUp` (ifsym), 405
- `trim` key (graphicx), 619, 620, 621
- trimming marks, 212, 213, 214
- `troff` program, 608
- troubleshooting
  - boxes, displaying contents, 943
  - `buffer size` errors, 917
  - color, 870
  - command definitions, displaying, 932–934
  - command execution, tracing, 945, 946
  - command names, strange, 933
  - cross-reference errors, 894
  - debugging messages, indexes, 675
  - description, 889, 890
  - error messages
    - asterisk only, 894
    - list of, 894–915
    - source line, finding, 890–894
    - syntax, 890
  - exception dictionary errors, 917
  - font glyphs, 369, 370
  - font memory errors, 917
  - font selection, 368
  - footnotes, 944, 945
  - fragile commands, 892–894
  - grouping levels errors, 917, 918
  - `hash size` errors, 918
  - hyphenation, 940
  - index generation, 665, 666
  - informational messages, 920–931
  - internal tables, overflowing, 917–919
  - list stack, displaying, 944
  - lost characters, tracing, 945
  - macro stack, displaying, 892
  - `makeindex`, 665, 666
  - memory exceeded message, 915–919
  - number of strings errors, 918
  - online tracing, 943
  - page breaks, 935–939
  - page contents, symbolic display, 935–937
  - paragraph breaks, 939–943
  - parameter stack size errors, 918, 919
  - pattern memory errors, 919
  - persistent errors, 892
  - `pool size` errors, 919
  - primitives
    - displaying, 934
    - tracing, 945
  - register values, displaying, 934, 935
  - restore values, displaying, 944
  - `save size` errors, 919
  - semantic nest size errors, 919
  - stepping through documents, 945
  - terminal display, 943
  - TeX capacity exceeded errors, 915–919
  - text input levels errors, 919

- troubleshooting (*cont.*)
  - trace package, 945, 946
  - transcript file, writing to, 943
  - vertical space, 935–939
  - warning messages, 920–931
- true key value
  - (caption), 309
  - (fancyvrb), [157](#), [159](#), [160](#), [161](#), 164, [165](#)
  - (geometry), 206
  - (jurabib), [716](#), [735](#)
  - (listings), 171, [173](#), 174, [175](#)
  - (titlesec), 43, [44](#)
- true syntax, 875
- truedimen key/option (geometry), 210
- TrueTeX program, 615
- truetcx option (graphics), 615
- \truncate (truncate), [232](#), [233](#)
- truncate package, 232, 233
- \TruncateMarker (truncate), 232
- truncating text, page styles, [232](#), [233](#)
- \try(*param*) (layouts), 200, 202
- \trycolumnsep (layouts), [201](#)
- \trycolumnseprule (layouts), [201](#)
- \tryevensidemargin (layouts), [201](#)
- \tryfootskip (layouts), [201](#)
- \tryheadheight (layouts), [201](#)
- \tryheadsep (layouts), 200, [201](#)
- \trypaperheight (layouts), [201](#)
- \trypaperwidth (layouts), [201](#)
- \trytextheight (layouts), [201](#)
- \trytextwidth (layouts), [201](#)
- TS1 font encoding, 117, 354, 355, 382, [416](#), 417, 420, 453–455
  - list of LICR objects, 455–463
  - (avant), 372
  - (bookman), 372
  - (ccfonts), 383, 384
  - (chancery), 372
  - (charter), 372
  - (cmbright), 385, 386
  - (courier), 372
  - (fourier), 392
  - (helvet), 372
  - (luximono), 387
  - (newcent), 372
  - (palatino), 372
  - (pxfonts), 391
  - (textcomp), 362, [366](#), [367](#)
  - (times), 372
  - (txfonts), 388, 389
  - (utopia), 372
- TS3 font encoding, 416
- \tt, 347
  - used in math, 349, 464
- tt key value
  - (caption), 310
  - (fancyvrb), 155, [156](#)
- tt option (titlesec), 37
- ttctexa document class, 960
- \ttdefault, [154](#), 339, [346](#), [387](#)
- \ttfamily, 93, [339](#), [344](#), [346](#), [409](#), [464](#), [935](#)
  - used in math, 348, 350
- .ttt file extension (endfloat), 291
- TUG (T<sub>E</sub>X Users Group) home page, 948
- turkish option (babel), [543](#), [557](#)
- turn env. (rotating), 297, [634](#)
- \twlrm (tlc), [464](#)
- twlrm option (rawfonts), 464
- two-sided printing
  - page styles, 223, [226](#)
  - turning on, 199
- \twocolumn, 184, [679](#), [680](#)
  - warning using, 926
- twocolumn key/option (geometry), 207
- twocolumn option, [16](#), 114, 176, 184, 232
- \twocolumnlayouttrue (layouts), [200](#), [201](#)
- \twoheadleftarrow (amssymb), 534
- \twoheadrightarrow (amssymb), 534
- twoside key/option (geometry), [207](#), 208, [209](#)
- twoside option, 199, [208](#), 729, [881](#)
  - (biblist), 774
  - (layout), 199
- txfonts package, [388](#)–[390](#), 510, 511, 517
  - touching letters with, 390
- \tyformat (tabulary), 254
- \tymax rigid length (tabulary), [253](#), [254](#)
- \tymax rigid length (tabulary), [253](#), [254](#)
- type B<sub>E</sub>T<sub>E</sub>X field, 763, 765
- type key (graphicx), [620](#), 627
  - error using, 896
- type\$ B<sub>E</sub>T<sub>E</sub>X built-in function, 808
- \typearea (typearea), [205](#)
- typearea package, xxvii, [203](#)–[206](#), 207, 237
- typearea.cfg file (typearea), 203
- typed text, *see also* typewriter font; verbatim env.
  - background fill, 157, [158](#)
  - blanks, displaying, 160, [161](#)
  - boxing, [164](#)
  - coloring
    - background, 158
    - frame rules, 158
    - text, 156, [157](#)
  - computer code, printing, [168](#), [169](#), [170](#), [175](#)
    - as floats, 174
    - captions, [174](#)
    - code fragments within normal text, [171](#)
    - formatting language keywords, 170, [171](#)
    - frames around listings, [173](#)
    - indentation, [172](#)

typed text (*cont.*)

- input encoding, 174, [175](#)
- languages supported, 169
- line breaks, 172, [173](#)
- numbering lines, [172](#)
- rules around listings, [173](#)
- computer program style quoting, 153, [154](#), 155
- customized variants, 164, [165](#)
- displaying a subset of data, [162](#), [163](#)
- emphasizing, *see* italic; underlining
- escape characters, [161](#)
- executing commands in, [161](#)
- fonts, specifying, 155, [156](#)
- framing, 157, [158](#)
- indentation, removing, [157](#)
- inside arguments, 165, [166](#), [167](#), 168
- inside footnotes, [167](#)
- leading spaces, removing, [157](#)
- monospaced typeface, 153, [154](#), 155
- numbering lines, 159, [160](#)
- reading data verbatim, 163
- spacing, vertical, [159](#)
- special characters, [152](#), [153](#)
- start/stop delimiters, [152](#), [153](#), 167, [168](#)
- tabs, displaying, 160, [161](#)
- top/bottom delimiters, [159](#)
- writing data verbatim, 163

typefaces, *see* fonts

`\typein`, 827

`\typeout`, 432, 827, [893](#)

typesetting

- currencies, [96-99](#)
- directory names, [93-95](#), 96
- e-mail addresses, [93-95](#), 96
- euro currency, [96-99](#)
- paths, [93-95](#), 96
- tables of contents, 49, [50](#), 51, 52
- URLs, [93-95](#), 96

typesetting parameters, list of, 820-824

typewriter font, 339, [386](#), [387](#), [388](#), *see also* verbatim env.; typed text

typographic conventions, this book, 11-13

typographical fonts, *see* proportional fonts

## U

U font encoding, 397, [416](#), 430, 435, [454](#)

(eurosans), 411

(eurosym), 409

`\u`, [365](#), [462](#)

ucs package, 361

UK-TUG FAQ, 947

UKenglish option (babel), 543

ukrainian option (babel), 543, 568

`\ul` (soul), [88](#), [90](#), [92](#)

`\ULdepth` rigid length (ulem), 87

ulem package, 87, 88

`\ULforem` (ulem), 87

`\uline` (ulem), 87

`\ULthickness` (ulem), 88

umvs.fd file (marvosym), [403](#)

unbalance counter (multicol), [186](#), [187](#), 188

`\unboldmath`, 352

(bm), 512

`\UndeclareTextCommand`, [366](#), [454](#)

`\UndefineShortVerb` (fancyvrb), [168](#)

`\underaccent` (accents), [495](#)

`\underleftarrow` (amsmath), [497](#)

`\underleftrightarrow` (amsmath), [497](#)

underlining text, [87](#), 88, [92](#), 342

`\underrightarrow` (amsmath), [497](#)

`\underset` (amsmath), [495](#)

`\undertilde` (accents), [495](#)

undotted option (minitoc), 56

Uniform Resource Locators (URLs), *see* URLs

unifying index entries, 676

unitcntnoret option (bibtopic), 754

`\unitlength` rigid length (pspicture), 641

units key (graphicx), 632, 633

unjustified paragraphs, 103-106

`\unkern`, [81](#)

`\unlhd` (latexsym), [464](#)

unpack.ins file, 828, 829

unpublished  $\LaTeX$  entry type, [690](#), [763](#)

`\unrhd` (latexsym), [464](#)

`\unsethebrew` (babel), [568](#)

`\unskip`, [111](#), 146, [325](#)

unsorted citation style, 697

unstr  $\LaTeX$  style, 687, 792, 793, [795](#), 806

(bibtopic), 754

(notocite), 697

unstrnat  $\LaTeX$  style (natbib), [708](#), [710](#), [793](#)

unzip program, 410

up key value (caption), 310

up option (titlesec), 37

`\Uparrow`, 498, 534

`\uparrow`, 498, 534

updated  $\LaTeX$  field (jurabib), 743

`\updatename` (jurabib), 743

`\updatesep` (jurabib), 743

`\updefault`, 346

`\upDelta`

(ccfonts), 385

(cmbright), 386

(mathpazo), 378

(mathptmx), 377

`\Updownarrow`, 498, 534

`\updownarrow`, 498, 534

`\upharpoonleft` (amssymb), 534

`\upharpoonright` (amssymb), 534

`\uplus`, 530

- `\upOmega`
    - (ccfonts), 385
    - (cmbright), 386
    - (mathpazo), 378
    - (mathptmx), 377
  - `\uppercase`, problems with, 571, 845
  - `uppersorbian` option (babel), 543
  - `upquote` key (listings), 154
  - `upquote` package, xxvii, 153–155
  - `upref` package, 467
  - `upright` option (fourier), 392
  - `upright` font shape, 333, 340
  - `\uproot` (amsmath), 504, 505
  - `\upshape`, 340, 341, 344, 346
  - `\Upsilon`, 527
  - `\upsilon`, 527
  - `\upuparrows` (amssymb), 534
  - `\url`
    - (custom-bib), 802
    - (natbib), 710
    - (url), 93, 94, 95, 96, 771
      - error in moving argument, 94
      - problems using, 93
  - `url` B<sup>B</sup>T<sub>E</sub>X field
    - (BibTexMng), 789
    - (custom-bib), 800, 802
    - (jurabib), 718, 743
    - (natbib), 710
  - `url` package, xxvi, 93–96, 802
  - `\UrlBigBreaks` (url), 96
  - `\UrlBreaks` (url), 96
  - `urldate` B<sup>B</sup>T<sub>E</sub>X field (jurabib), 743
  - `\urldatecomment` (jurabib), 743
  - `\urldef` (url), 94, 95
  - `\UrlLeft` (url), 95, 96
    - spaces ignored in, 95
  - `\UrlNoBreaks` (url), 96
  - `\urlprefix` (custom-bib), 802
  - `\UrlRight` (url), 95, 96
    - spaces ignored in, 95
  - URLs (Uniform Resource Locators)
    - bibliographies, 710, 742, 743
    - line breaks, 93
    - typesetting, 93–95, 96
  - `\urlstyle` (url), 94, 95, 96
    - URW Antigua font, 393, 394
    - URW Grotesk font, 393, 394
  - `\usage` (doc), 823
  - `\usebox`, 307, 849, 868, 869, 870
    - error using, 905
    - (soul), 90
  - `\usecounter`, 151
  - `\usedir` (docstrip), 830, 831, 832
  - `\usefont`, 371, 373, 408, 417
  - `USenglish` option (babel), 543
  - `\UseOption` (optional), 21
  - `\usepackage`, 14, 16, 17, 18, 878, 881–883, 919
    - error using, 899, 913
    - release information, 878
    - warning using, 931
  - `\usepostamble` (docstrip), 827, 830
  - `\usepreamble` (docstrip), 830
    - user commands, defining for index generation, 653, 654
    - user groups, 956–958, *see also* help resources
    - user messages, generating, 827, 828
  - `\useshortands` (babel), 547, 548
  - `\UseTDS` (docstrip), 832, 914
  - `\UseTextAccent`, 454
    - (textcomp), 366
  - `\UseTextSymbol`, 365, 366, 454
    - usetoc option (titleref), 77
  - `\UseVerb` (fancyvrb), 165, 166, 167
  - `\UseVerb*` (fancyvrb), 166
  - `\UseVerbatim` (fancyvrb), 167
  - `usorbian` option (babel), 559
  - `utf8` option (inputenc), 360, 361, 444, 541, 669
  - UTF8 support, encoding, 360, 361, 447
  - `utf8enc.dfu` file (inputenc), 447
  - `utopia` package, 371
  - `Utopia` font, 375
    - in math and text, 515
  - `\uuline` (ulem), 87
  - `\uwave` (ulem), 87
  - `UWforbfb` option (ulem), 87
- ## V
- `\v`, 462
  - `\val` (euro), 98
  - `\value`, 130, 131, 198, 277, 852, 871, 873, 876, 893, 934
    - error using, 905
  - `\varbigcirc` (stmaryrd), 531
  - `\varbigtriangledown` (stmaryrd), 530
  - `\varbigtriangleup` (stmaryrd), 530
  - `\varcopyright` (stmaryrd), 528
  - `\varcurlyvee` (stmaryrd), 530
  - `\varcurlywedge` (stmaryrd), 530
  - `\varepsilon`, 474, 504, 527
  - `\varhat` (tlc), 399
    - variables, bibliographies, 805
  - `\varinjlim` (amsmath), 500
    - varioref option (ftpage), 326
  - `varioref` package, 68–75, 544, *see also* cross-references
  - `\varkappa` (amssymb), 527
  - `\varliminf` (amsmath), 500
  - `\varlimsup` (amsmath), 500, 501
  - `\varnothing` (amssymb), 528
  - `\varoast` (stmaryrd), 531
  - `\varobar` (stmaryrd), 531
  - `\varobslash` (stmaryrd), 531
  - `\varocircle` (stmaryrd), 531

- `\varodot` (stmaryrd), 529, 531
- `\varogreaterthan` (stmaryrd), 531
- `\varolessthan` (stmaryrd), 531
- `\varominus` (stmaryrd), 531
- `\varoplus` (stmaryrd), 531
- `\varoslash` (stmaryrd), 531
- `\varotimes` (stmaryrd), 531
- `\varovee` (stmaryrd), 531
- `\varowedge` (stmaryrd), 531
- `\varphi`, 474, 504, 527
- `\varpi`, 527
- `\varprojlim` (amsmath), 500
- `\varpropto` (amssymb), 535
- `\varrho`, 527
- `\varsigma`, 527
- `\varsubsetneq` (amssymb), 533
- `\varsubsetneqq` (amssymb), 533
- `\varsupsetneq` (amssymb), 533
- `\varsupsetneqq` (amssymb), 533
- `\vartheta`, 527
  - `varthm` env. (tlc), 143
- `\vartimes` (stmaryrd), 530
- `\vartriangle` (amssymb), 533
- `\vartriangleleft` (amssymb), 533
- `\vartriangleright` (amssymb), 533
  - `varumlaut` option (yfonts), 394, 395, 396
- `\vbadness`, 924, 928, 930
- `\vbox`, 373, 870, 936
  - in T<sub>E</sub>X warning message, 924, 926, 930
- `\vcenter`, 489
- `\Vdash` (amssymb), 535
- `\vDash` (amssymb), 535
- `\vdash`, 535
- `\vdots`, 536
- `\vec`, 529
- `\Vector` (pspicture), 641
- `\vector`
  - error using, 895
  - (pspicture), 639, 640, 641
  - (texpicture), 640
- vector drawings, *see* epic package; eepic package
- `\vee`, 530
- `\veebar` (amssymb), 530
- `\veqns` (tlc), 73
- `\Verb` (fancyvrb), 167
- `\verb`, 93, 152, 165, 167, 168, 171, 845, 857
  - error using, 913
  - rotating output, 634
  - (boxedminipage), 595
  - (doc), 816
  - (ltxdoc), 834
  - (parallel), 182
  - (shortvrb), 152
  - (tabularx), restricted usage, 255
  - (tabulary), restricted usage, 255
- `\verb` (*cont.*)
  - (upquote), 154
- `\verb*`
  - (shortvrb), 152, 153
  - (tabularx), restricted usage, 255
  - (tabulary), restricted usage, 255
- Verbatim env. (fancyvrb), 155, 156-162, 163, 164
- verbatim env., 151, 152, 155, 845, 894, *see also* typed text; typewriter font
  - error using, 913
  - (doc), 816, 822
  - (parallel), 182
  - (upquote), 154
  - (verbatim), 153
- verbatim package, 153, 155
- verbatim delimiters
  - doc package, 815, 816
  - docstrip, 833
- verbatim text, *see* typed text
- Verbatim\* env. (fancyvrb), 160
- `\Verbatim*` (fancyvrb), 164
  - verbatim\* env.
    - (doc), 822
    - (verbatim), 153
- `\verbatimchar` (doc), 823
- `\VerbatimEnvironment` (fancyvrb), 163
- `\VerbatimFootnotes` (fancyvrb), 167
- `\VerbatimInput` (fancyvrb), 163
- `\VerbatimInput*` (fancyvrb), 164
- VerbatimOut env. (fancyvrb), 163
- verbose key/option (geometry), 210
- verbose option
  - (cite), 696
  - (placeins), 289
  - (wrapfig), 301
- verbose mode, index generation, 675
- `\verbx` (tlc), 167
- version control, 21, 22, 836, 837, 838, 839
- versions, selecting for printing, 21, 22
- `\VERT` (fourier), 392
- `\Vert`, 498, 528
- `\vert`, 498, 528
- vertical extensions, math symbols, 498, 499
- vertical rules (graphic lines), 266, 267, 269
- `\vfill`, 188, 189, 857, 858, 866
  - viewport key (graphicx), 619, 621
- `\Village` (ifsym), 405
- `\Virgo` (marvosym), 401
- visual formatting, 234-236
- `\vitem` (tlc), 167
- `\vline`, 243, 265, 266, 267
- `\vmargin` key/option (geometry), 211
- `\vmargin` package, 202, 203
- `\vmarginratio` key/option (geometry), 208, 209, 211
- `\Vmatrix` env. (amsmath), 486, 487

- `vmatrix` env. (amsmath), [486](#)
  - `vmode` boolean, [875](#)
  - `\voffset` rigid length, [196](#), [210](#)
    - (`vmargin`), [203](#)
  - `voffset` key/option (geometry), [210](#)
  - volume B<sup>B</sup>T<sub>E</sub>X field, [690](#), [763](#), [765](#), [772](#)
  - volume title, bibliographies, [743](#)
  - `volumetitle` B<sup>B</sup>T<sub>E</sub>X field (jurabib), [743](#)
  - `\vpageref` (varioref), [69](#), [70](#), [71](#), [73](#), [74](#), [75](#)
  - `\vpageref*` (varioref), [69](#), [70](#)
  - `\vpagerefrange` (varioref), [69](#), [71](#)
  - `\vpagerefrange*` (varioref), [71](#)
  - `\vphantom`, [505](#), [506](#)
  - `\Vref` (varioref), [72](#)
  - `\vref`
    - (`prettyref`), [76](#)
    - (`varioref`), [69](#), [70](#), [72](#), [74](#), [75](#), [916](#)
    - producing error, [75](#)
  - `\vref*` (varioref), [69](#)
  - `\vrefpagenum` (varioref), [72](#), [73](#)
  - `\vrefrange` (varioref), [69](#), [70](#), [71](#)
  - `\vrule`, [266](#), [867](#), [868](#)
  - `vscale` key/option (geometry), [208](#), [211](#)
  - `\vspace`, [600](#), [857](#), [858](#), [859](#), [864](#), [865](#), [867](#), [868](#), [911](#)
    - error using, [903](#)
    - problems using, [857](#), [859](#)
  - `\vspace*`, [43](#), [112](#), [857](#), [858](#), [864](#), [865](#)
  - VTeX program, [416](#), [643](#)
  - `vtex` key/option (geometry), [210](#)
  - `vtex` option
    - (`changebar`), [189](#)
    - (`crop`), [213](#)
  - `\Vvdash` (amssymb), [535](#)
- ## W
- `w. eps` file (t<sub>l</sub>c), [616](#)
  - Waldi's font, [401](#)
  - `warn` option (textcomp), [366](#), [367](#), [910](#)
  - warning messages, [920](#)–[931](#), *see also* messages;
    - troubleshooting
  - `warning$` B<sup>B</sup>T<sub>E</sub>X built-in function, [808](#)
  - `warningshow` option (tracefmt), [368](#)
  - `wasysm` package, [401](#)
  - `\wd`, [307](#)
  - `weather` option (ifsym), [404](#), [405](#)
  - `\wedge`, [530](#)
  - weight, fonts, [334](#), [335](#)
  - `welsh` option (babel), [543](#)
  - `welsh. sty` file (babel), [583](#)
  - `while$` B<sup>B</sup>T<sub>E</sub>X built-in function, [808](#)
  - `\whiledo` (ifthen), [876](#)
  - white space
    - around text, [198](#)
    - in tables, [279](#), [280](#)
    - italic correction, [340](#), [341](#), [342](#)
  - `\whline` (t<sub>l</sub>c), [266](#)
    - wide option (sidecap), [323](#), [324](#)
  - `\widehat`, [497](#), [512](#), [529](#)
    - (`bm`), [512](#)
  - `\WideMargins` (a4), [199](#)
    - widespace key value (t<sub>l</sub>c), [314](#)
  - `\widetilde`, [483](#), [497](#), [506](#), [529](#)
    - (`fourier`), [392](#)
  - `\widowpenalty`, [936](#), [939](#)
    - width, *see* space parameters
  - `\width`, [861](#), [862](#)
    - (`graphics`), [630](#)
    - (`wrapfig`), [301](#)
  - width key (graphicx), [619](#), [621](#)–[624](#)
  - width key/option
    - (`caption`), [309](#)
    - (`geometry`), [207](#), [208](#), [211](#)
  - width option (`crop`), [213](#)
  - width syntax, [227](#), [867](#), [868](#)
  - `width$` B<sup>B</sup>T<sub>E</sub>X built-in function, [808](#)
  - window env. (`picinpar`), [108](#)
  - Windows database manager, bibliographies, [789](#)
  - Windvi program, [954](#), [956](#)
  - `withprosodicmarks` attribute (babel), [549](#), [556](#), [557](#)
  - `\wlog`, [432](#)
  - `\wordsep` (titlesec), [40](#)
  - `\wp`, [527](#)
  - `\wr`, [530](#)
    - `wrap` key (titlesec), [38](#), [39](#), [41](#)
    - `wrapfig` package, [176](#), [299](#)–[302](#)
    - `wrapfigure` env. (`wrapfig`), [299](#), [300](#), [301](#), [302](#)
    - `wrapfloat` env. (`wrapfig`), [302](#)
  - `\wrapoverhang` rigid length (`wrapfig`), [301](#), [302](#)
  - wrapping text around images, [108](#), [109](#), [298](#), [299](#), [300](#), [301](#), [302](#)
  - `wrappable` env. (`wrapfig`), [299](#), [300](#)–[302](#)
  - `\write`, [131](#)
    - `write$` B<sup>B</sup>T<sub>E</sub>X built-in function, [808](#), [810](#)
  - writing data verbatim, [163](#)
  - `www` B<sup>B</sup>T<sub>E</sub>X entry type (jurabib), [742](#), [743](#)
- ## X
- X syntax (tabularx), [251](#), [252](#), [255](#)
  - `x` key (graphicx), [632](#), [633](#)
  - X2 font encoding, [355](#), [416](#), [569](#)
  - `xdoc` package, [814](#)
  - `xdoc2` package, [814](#)
  - `xdvi` program, [614](#), [954](#)
  - `\Xi`, [527](#)
  - `\xi`, [527](#)
    - `xindy` program, [7](#), [540](#), [573](#), [648](#), [650](#), [652](#), [666](#)–[679](#), [972](#), *see also* index generation; `makeindex` program
  - `\xleftarrow`
    - (`amsmath`), [490](#)
    - (`fourier`), [392](#)



- xleftmargin key
  - (fancyvrb), 157
  - (listings), 172
- \xmlcode (tlc), 293
- XMLexa env. (tlc), 293, 298
- XMLexa\* env. (tlc), 298
- .xmp file extension (tlc), 55
- \xout (ulem), 87
- Xpdf program, 642
- \xquad (tlc), 63
- xr package, 78
- xr-hyper package, 78
- \xrightarrow (amsmath), 490
- xrightmargin key (fancyvrb), 157
- \XSolid (bbding), 403
- \XSolidBold (bbding), 403
- \XSolidBrush (bbding), 403
- \xspace (xspace), 80, 81
- xspace package, 80, 81
- \xspaceskip length, 428
- \xswordsdown (fourier), 392
- \xswordsup (fourier), 392
- \xvec (tlc), 844, 932, 935
- xy env. (xy), 549
- xypic package, 593, 969

## Y

- \y (docstrip), 828
- y key (graphicx), 632, 633
- \Ydown (stmaryrd), 530
- year BibTeX field, 690, 763, 765, 768, 772, 779
  - (jurabib), 717, 718
- year key value (jurabib), 718, 733
- year information missing, bibliographies, 708
- yfonts package, 394–396
- \Yingyang (marvosym), 401
- \yinipar (yfonts), 395, 396
- \Yleft (stmaryrd), 530
- \Yright (stmaryrd), 530
- \Yup (stmaryrd), 530

## Z

- Zapf Chancery font, 376
- Zapf Dingbats
  - an alternative, 403, 404
  - encoding, 378–380
- \zero (euro), 99
- zerohyph.tex file (babel), 545
- zeros option (euro), 97
- \zeta, 392, 490, 527
- .zip file extension, 954

# People

- Abbott, Peter, 948  
Achilles, Alf-Christian, 773  
Aguilar-Sierra, Alejandro, 759  
André, Jacques, 964, 978  
Arseneau, Donald, xxvi, 20, 21, 76, 84, 87, 93, 119, 232, 269, 278, 288, 299, 693, 696, 698, 747  
Ashton, James, 681  
  
Böttcher, Stephan, xxvii, 176  
Barr, Michael, 488, 964  
Barroca, Leonor, 296  
Basso, Pierre, 753  
Batada, Nizar, 787  
Beccari, Claudio, 574, 964  
Beebe, Nelson, 615, 773, 774, 777, 778, 791, 964  
Beeton, Barbara, xxvi, 965  
Benguia, Ed, 374  
Bennett, Jr., Frank, xxvi, 743, 965  
Benton, Morris, 375  
Berdnikov, Alexander, 569, 965  
Berger, Jens, xxvi, 715  
Berry, Karl, 371, 410, 420, 965  
  
Beyene, Berhanu, 592  
Bezos, Javier, xxvii, 36, 58, 494, 965  
Bigelow, Charles, 387, 521  
Bleser, Joachim, 302, 612  
Borceux, Francis, 488, 965, 966  
Bouche, Thierry, 966  
Bovani, Michel, xxvii, 391, 515  
Braams, Johannes, 3, 4, 189, 199, 202, 256, 542, 814, 825, 966, 977, 1085  
Bradley, Neil, 966  
Breitenlohner, Peter, 966  
Bringhurst, Robert, 966  
Butcher, Judith, 966  
  
Carlisle, David, 4, 32, 68, 78, 80, 86, 134, 212, 244, 251, 253, 259, 265, 266, 274, 289, 294, 489, 638, 825, 872, 966, 967, 977, 1085  
Carlisle, Matthew, 1085  
Carnase, Tom, 374  
Carter, Matthew, 374  
  
Chen, Pehong, 967  
Clark, Adrian, 967  
Clark, James, 615  
Clasen, Matthias, 967  
Clausen, Jörn, 411  
Cochran, Steven, xxvi, 314, 315  
Cohen, Tzafrir, 576  
Corff, Oliver, 592  
Cosell, Bernie, 84  
Covington, Michael, xxvii, 154  
  
Dachian, Serguei, 592  
Dahlgren, Mats, 299  
Dair, Carl, 967  
Dalalyan, Arnak, 592  
Daly, Patrick, xxvii, 700, 701, 710, 798, 974  
Detig, Christine, xxvi, 1087  
Donin de Rosière, Emmanuel, 760, 979  
Dorj, Dorjpalam, 592  
Downes, Michael, xxvi, xxvii, 4, 138, 466, 470, 968  
Drucbert, Jean-Pierre, xxvii, 55, 56, 78, 242

- Duchier, Denys, 4, 814, 825, 977  
 Duggan, Angus, 153
- Eckermann, Matthias, xxvii, 181  
 Eijkhout, Victor, 968  
 Engebretsen, Lars, 356  
 Esser, Thomas, xxvii, 954, 955  
 Evans, Richard, 682
- Fairbairns, Robin, xxvii, 71, 114,  
 217, 947, 948, 968  
 Fear, Simon, 269  
 Fernandez, Jose Alberto, 749  
 Fine, Michael, 189  
 Finston, Laurence, 968  
 Flipo, Daniel, 5, 99, 589  
 Flynn, Peter, 950  
 Franz, Melchior, xxvi, 88, 96, 212  
 Frischauf, Adrian, 645  
 Fujita, Shinsaku, 613, 968  
 Fukui, Rei, xxvii, 405, 969  
 Fuster, Robert, 356
- Gäßlein, Hubert, xxvii, 323, 638  
 Gaille, Bernard, 591, 969, 978  
 Gelderman, Maarten, 969  
 Gibbons, Jeremy, 524  
 Gildea, Stephen, 197  
 Girou, Denis, 155, 163  
 Glunz, Wolfgang, 646  
 Gobry, Frédéric, 784  
 Goldberg, Jeffrey, xxvii, 216, 289  
 Goldfarb, Charles, 969  
 Goossens, Michel, 969, 1084  
 Gordon, Peter, xxvi  
 Goudy, Frederic, 88  
 Grätzer, George, 465, 970  
 Graham, Ronald, 970  
 Greenwade, George, 948, 970  
 Gross, Sebastian, 325
- Hafner, Thomas, 979  
 Hailperin, Max, 217  
 Hakobian, Vardan, 592  
 Hamilton Kelly, Brian, 615  
 Hansen, Thorsten, xxvii, 749, 755  
 Haralambous, Yannis, 394, 541,  
 592, 637, 970, 978
- Harders, Harald, xxvi, 321, 386,  
 680  
 Harrison, Michael, 967  
 Hart, Horace, 970  
 Hefferon, Jim, 948  
 Heinz, Carsten, xxvi, 169  
 Hellström, Lars, xxvi, 419, 814,  
 971  
 Helminck, Aloysius, 377  
 Henderson, Doug, 400  
 Henlich, Thomas, xxvii, 401  
 Heslin, Peter, xxvii, 82  
 Hoenig, Alan, 108, 970  
 Holmes, Kris, 387, 521  
 Horak, Karel, 403  
 Horn, Berthold, 970  
 Horn, Blenda, xxvii  
 Hufflen, Jean-Michel, 761, 971
- Ion, Patrick, 967  
 Isozaki, Hideki, 612
- Jackowski, Bogusław, 356  
 Janishevsky, Andrew, 965  
 Janishewsky, Andrew, 569  
 Jeffrey, Alan, 4, 5, 376, 419, 517,  
 524, 971  
 Jensen, Frank, 384, 397, 871  
 Jones, David, 681, 709  
 Jurafsky, Dan, 56  
 Jurriens, Theo, 256
- Kastrup, David, xxvi, 117, 120,  
 122, 259  
 Kehr, Roger, 666, 972  
 Keller, Arthur, 400  
 Kempson, Niel, 747, 759  
 Kernighan, Brian, 972  
 Keryell, Ronan, 760  
 Khodulev, Andrey, 570  
 Kielhorn, Axel, 401  
 Kinch, Richard, 615  
 Kirsch, Sebastian, 383  
 Klöckl, Ingo, 403  
 Knappen, Jörg, 354, 362, 407, 972  
 Kneser, Thomas, 299  
 Knuth, Donald, 1, 2, 102, 118,  
 175, 327, 333, 350, 353,
- 369, 381, 383, 399, 406,  
 416, 515, 539, 813, 970,  
 972-974, 982
- Kohm, Markus, xxvii, 203, 236,  
 974  
 Kolodin, Mikhail, 569, 965  
 Kopka, Helmut, 974  
 Kotz, David, 775  
 Kudlek, Manfred, 592  
 Kuhlmann, Volker, 202  
 Kummer, Olaf, 592  
 Kwok, Conrad, 608
- Lagally, Klaus, 592, 975  
 Lamport, Leslie, xxvi, 2, 116, 152,  
 197, 218, 255, 638, 680,  
 684, 872, 975, 979
- Lamy, Jean-François, 202  
 Lang, Edmund, 302, 612  
 Lapko, Olga, 570, 965, 975  
 Lavagnino, John, xxvii, 125, 975  
 Lavva, Boris, 576, 591  
 Lawrence, Steve, 774  
 Leichter, Jerry, 273  
 Lemberg, Werner, 569, 592, 976  
 Lesenko, Sergey, 615  
 Levy, Silvio, 574, 976  
 Liang, Franklin, 976  
 Lindgren, Ulf, 34  
 Lingnau, Anselm, 291  
 Louarn, Philippe, 964  
 Lubalin, Herb, 374  
 Luecking, Dan, 20
- Møller Neergaard, Peter, 403  
 MacKay, Pierre, 974  
 MacLaine-cross, I. L., 611  
 Makhovaya, Irina, 975  
 Matiaske, Wenzel, 20  
 Mattes, Eberhard, 615  
 McCauley, James Darrell, 289  
 McDonnell, Rowland, 971  
 McLean, Ruari, 976  
 McPherson, Kent, 199  
 Mehlich, Michael, 96  
 Metzinger, Jochen, 592  
 Miedinger, Max, 375, 523  
 Miner, Robert, 967

- Mittelbach, Frank, 3, 4, 69, 114, 140, 184, 243, 286, 328, 329, 383, 466, 814, 825, 946, 967, 969, 976-978, 980, 982, 1083
- Morawski, Jens-Uwe, 974
- Morison, Stanley, 375
- Nakashima, Hiroshi, 267
- Neugebauer, Gerd, xxvi, 778, 978
- Neukam, Frank, 203, 236
- Nicole, Olivier, 978
- Niepraschk, Rolf, xxvii, 323, 638, 979
- Nowacki, Janusz, 356
- Oberdiek, Heiko, 643
- Orlandini, Mauro, 595
- Pakin, Scott, 399, 400, 524, 814, 978
- Panday, Anshuman, 592
- Patashnik, Oren, 758, 771, 805, 806, 970, 978
- Phemister, Alexander, 374
- Plaice, John, 592, 637, 978
- Plass, Michael, 102, 974
- Podar, Sunil, 601, 978
- Popineau, Fabrice, xxvi
- Poppelier, Nico, 202, 967
- Porrat, Rama, 576, 979
- Puga, Diego, 377, 519
- Purtill, Mark, 4, 329
- Rahtz, Sebastian, 78, 155, 296, 329, 362, 370, 376, 378, 633, 643, 969, 971
- Raichle, Bernd, 947, 979
- Raymond, Eric, 948
- Reichert, Axel, 76
- Reid, Brian, 2, 979
- Rhead, David, xxvi, 700
- Rokicki, Tom, 614, 615, 637, 979
- Rose, Kristoffer, 488, 593
- Rowley, Chris, xxvii, 4, 118, 967, 977-980, 1086
- Rozhenko, Alexander, xxvi, 122
- Rubinstein, Richard, 980
- Ruedas, Thomas, 955
- Ruland, Kevin, 75
- Ryan, Elizabeth, xxvi
- Ryu, Young, 388, 390, 517, 519
- Samarin, Alexander, 969
- Schöpf, Rainer, 3-5, 153, 197, 328, 466, 948, 977, 978
- Schandl, Bernd, xxvi, 132
- Schmidt, Walter, xxvi, xxvii, 356, 370, 377, 383-387, 394, 397, 399, 410, 438, 523
- Schnier, Thorsten, 700
- Schröder, Martin, xxvii, 105, 323
- Schrod, Joachim, xxvi, 6, 116, 666, 774, 837, 980, 1087
- Schwarz, Norbert, 354
- Sendoukas, Hippocrates, 615
- Sgouros, Tom, 127
- Shell, Michael, 643
- Sivunen, Vesa, 969
- Slimbach, Robert, 375
- Sommerfeldt, Axel, xxvi, 298, 308, 315
- Sowa, Friedhelm, 108
- Spit, Werenfried, 811
- Spivak, Michael, 377, 517
- Stiff, Paul, 103, 980
- Straub, Pablo, 19
- Svensson, Anders, 488, 980
- Swanson, Ellen, 980
- Swift, Matt, 82, 84
- Syropoulos, Apostolos, 574, 964
- Tanaka, Nobuya, 968
- Thánh, Hán Thế, 615, 643, 981
- Theiling, Henrik, 408, 409
- Thimbleby, Harold, 981
- Thorup, Kresten, 871
- Tinnefeld, Karsten, 35
- Tobin, Geoffrey, 107
- Trevorrow, Andrew, 615
- Ulrich, Stefan, 127, 753
- Umeki, Hideo, xxvi, 206
- Unruh, Dominique, 361
- Vabishchevich, Nikolay, 789
- Vabishchevich, Petr, 789
- Valiente Feruglio, Gabriel, 981, 982
- van Oostrum, Piet, xxvii, 220, 224
- Van Zandt, Timothy, 152, 155, 596
- Velthuis, Frans, 592
- Vieth, Ulrik, 376, 383, 515, 967, 971
- Vogel, Martin, 401
- Vollmer, Jürgen, 838
- Volovich, Vladimir, 355, 569
- Vulis, Michael, xxvii, 982
- Waldi, Roland, 401
- Ward, Nigel, 56
- Wetmore, Alan, xxvii
- Wicks, Mark, 643
- Widmann, Thomas, 760
- Williams, Graham, 299, 950, 982
- Williams, Peter, 700
- Williamson, Hugh, 982
- Wilson, Peter, xxvii, 48, 117, 199, 236, 237, 681, 982
- Wing, Wai, xxvii
- Winton, Neil, 189
- Wolczko, Mario, 202, 595
- Woliński, Marcin, 814, 825, 977
- Wonneberger, Reinhard, 982
- Wooding, Mark, 814, 825, 977
- Wujastyk, Dominik, 118, 975
- Zapf, Hermann, 375, 376, 383, 396, 403, 438, 515, 519, 974, 982
- Ziegler, Justin, 382, 982
- Zierke, Reinhard, 948
- Ziv, Alon, 576